

HydroGeo

Ingegneria per l'Ambiente ed il Territorio

Studio Tecnico Associato Ingg. G. Gazzini, T. Staiano, A. Benvenuti



Via Cardinal Latino, 20

50126 Firenze

Tel 055 6587050 - Fax 055 0676043

e-mail info@studiohydrogeo.it

STUDIO IDROLOGICO-IDRAULICO DI SUPPORTO AL PIANO OPERATIVO COMUNALE DI CARRARA E AGGIORNAMENTO AL PIANO DI GESTIONE RISCHIO ALLUVIONI

TAVOLA

4A

SCALA: varie

MODELLO IDRAULICO CARRIONE E LAVELLO

LIBRETTO SEZIONI CON LIVELLI IDROMETRICI TR 30 - 200 - 500 ANNI

COMMITTENTE:



Comune di Carrara

Piazza 2 giugno, 1
54033 Carrara

PROGETTISTI:

ING. ANDREA BENVENUTI

PROGETTO

L 5 2 2

LOTTO

0 1

FASE

S 0 3

DOC

D

ELABORATO

0 0 4 A

REV

A

REV.

DATA EMISSIONE

REDATTO

VERIFICATO

APPROVATO

A

Dicembre 2016

A.Benvenuti


A.Benvenuti


A.Benvenuti


Torrente Carrione

Torrente Carrione
 SEZIONE N° 00862_15

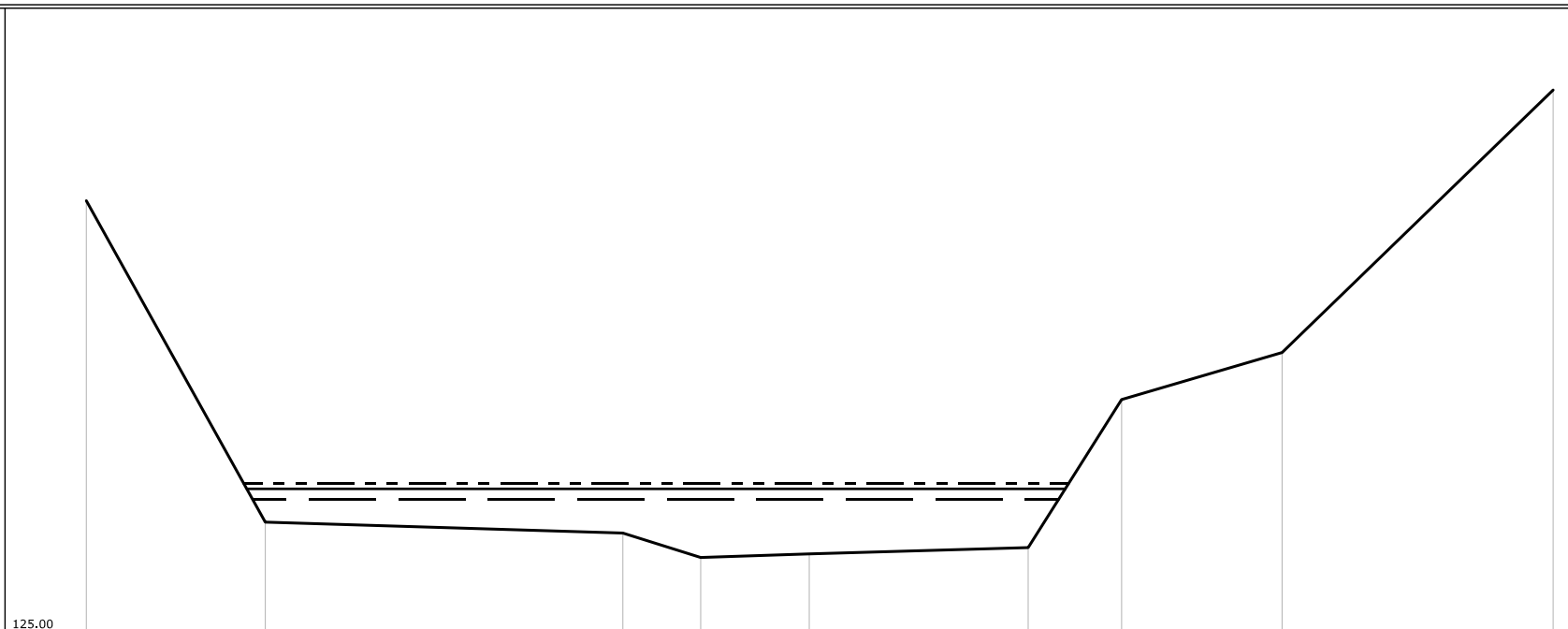
LEGENDA:

TR30 H =128.73 m. s.l.m. 

TR200 H =129.04 m. s.l.m. 

TR500 H =129.18 m. s.l.m. 


SCALA DISTANZE 1:200
 SCALA QUOTE 1:200





PUNTI	1	2	3	4	5	6	7	8	9
QUOTE [m s.l.m.]	137.18	128.10	127.79	127.10	127.20	127.38	131.56	132.89	140.31
DISTANZE PROGRESSIVE [m]	0.00	5.06	15.17	17.37	20.44	26.63	29.27	33.81	41.47
DISTANZE PARZIALI [m]		5.06	10.11	2.20	3.07	6.19	2.64	4.54	7.66

Torrente Carrione
 SEZIONE N° 00853__15

LEGENDA:

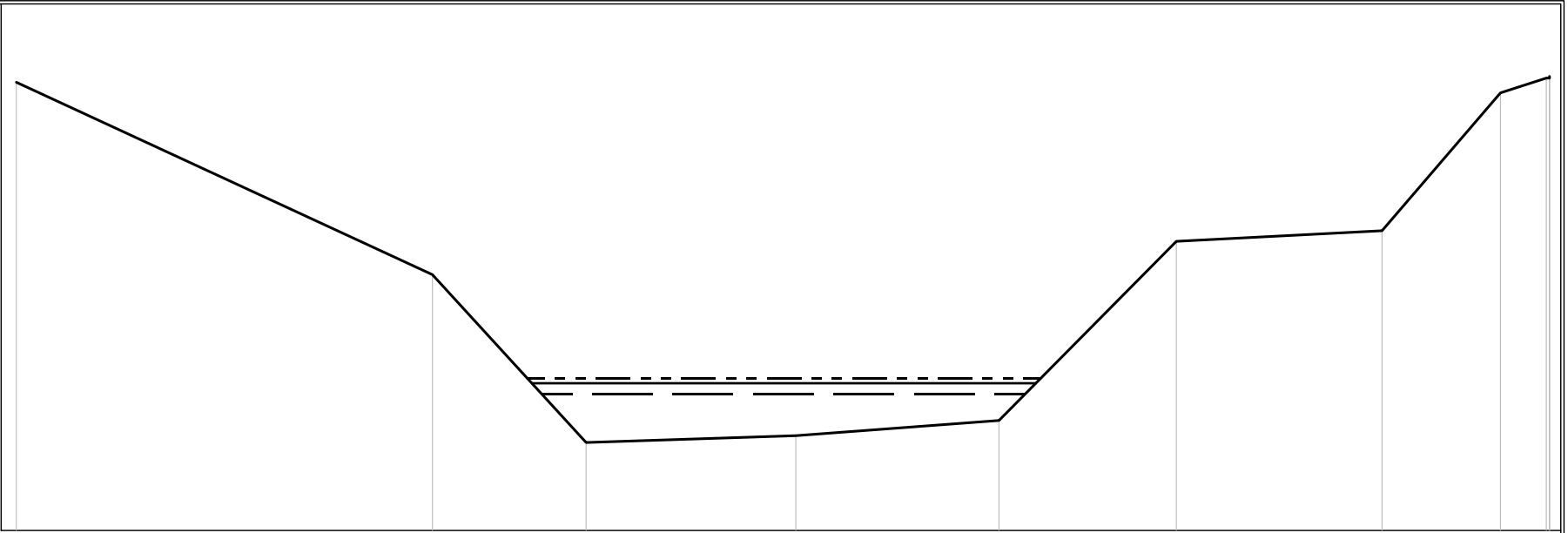
TR30 H =126.13 m. s.l.m. 

TR200 H =126.47 m. s.l.m. 

TR500 H =126.61 m. s.l.m. 

SCALA DISTANZE 1:200
 SCALA QUOTE 1:200

122.00



PUNTI	1	2	3	4	5	6	7	8	9
QUOTE [m s.l.m.]	135.61	129.77	124.67	124.88	125.34	130.78	131.10	135.29	135.74
DISTANZE PROGRESSIVE [m]	0.00	12.64	17.31	23.68	29.85	35.24	41.49	45.09	46.48
DISTANZE PARZIALI [m]		12.64	4.67	6.37	6.17	5.39	6.25	3.60	1.39

Torrente Carrfone
 SEZIONE N° 00839_15

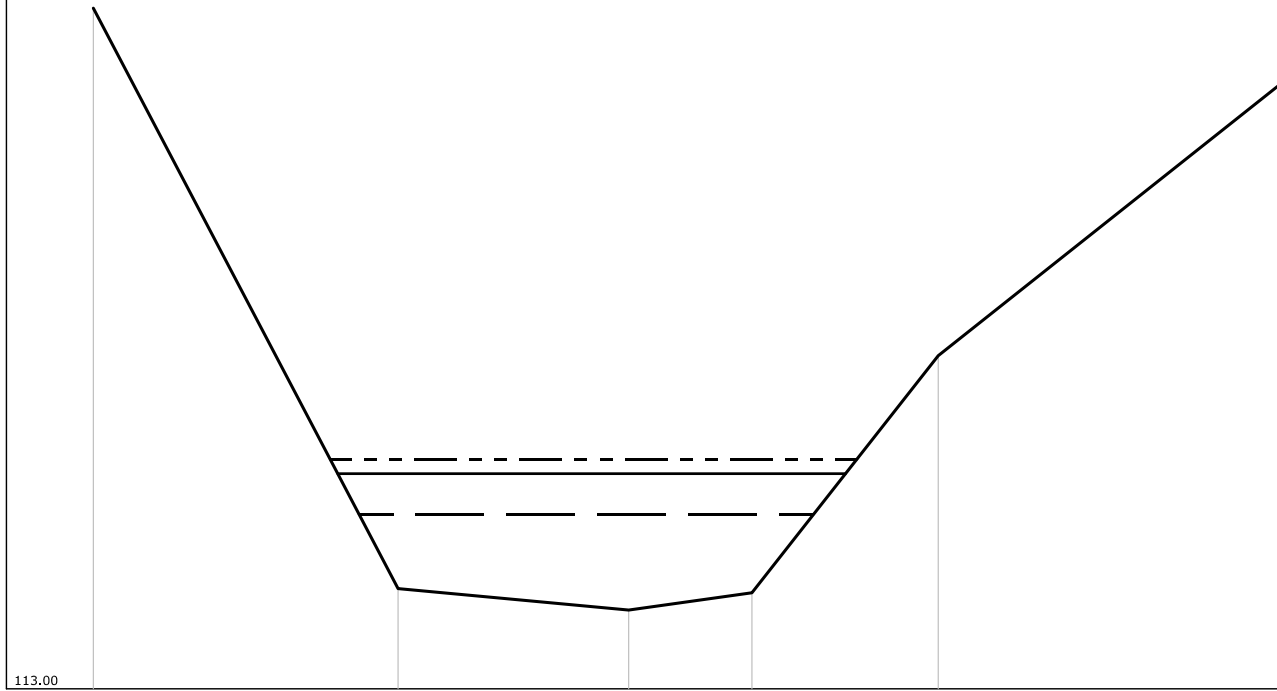
LEGENDA:

TR30 H =117.62 m. s.l.m.

TR200 H =118.69 m. s.l.m.

TR500 H =119.07 m. s.l.m.

SCALA DISTANZE 1:200
 SCALA QUOTE 1:200



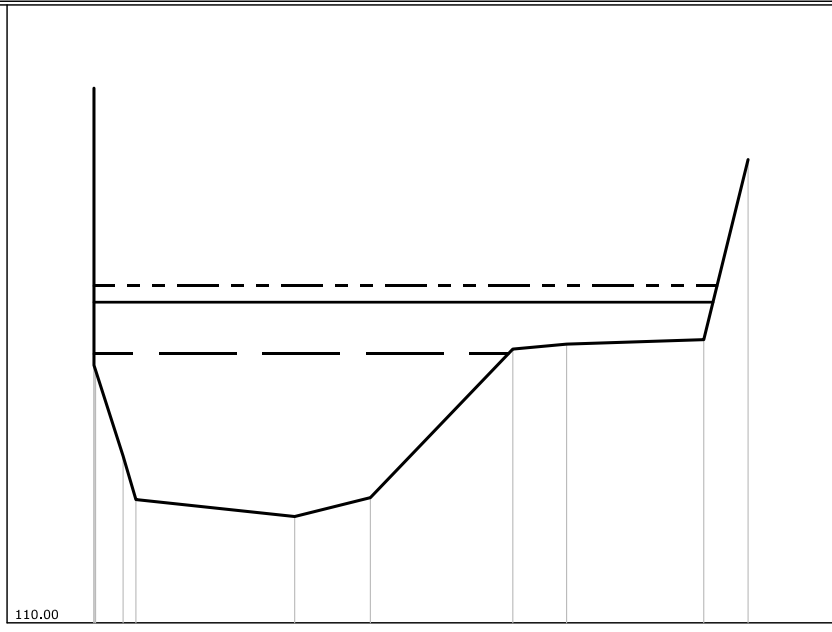
PUNTI	1	2	3	4	5	6
QUOTE [m s.l.m.]	131.00	115.65	115.08	115.54	121.81	129.00
DISTANZE PROGRESSIVE [m]	0.00	8.06	14.16	17.42	22.35	31.41
DISTANZE PARZIALI [m]		8.06	6.10	3.26	4.93	9.06

Torrente Carrione
 SEZIONE N° 00836__15

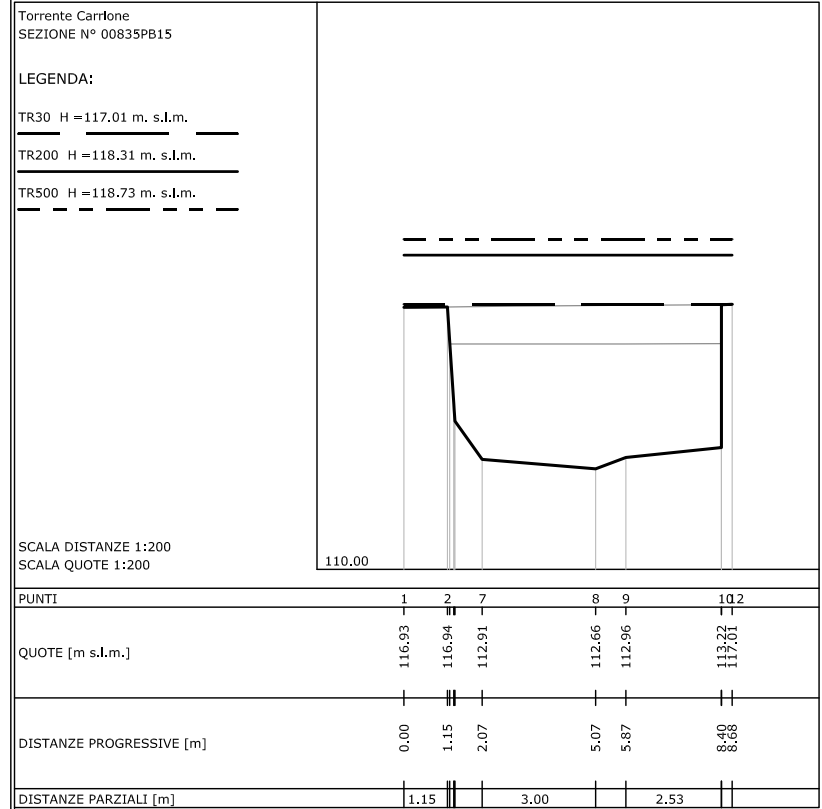
LEGENDA:

- TR30 H = 117.11 m. s.l.m.
- TR200 H = 118.48 m. s.l.m.
- TR500 H = 118.91 m. s.l.m.

SCALA DISTANZE 1:200
 SCALA QUOTE 1:200



PUNTI	1	4	5	6	7	8	9	10	11
QUOTE [m s.l.m.]	124.14	114.41	113.26	112.81	113.31	117.24	117.37	117.49	122.25
DISTANZE PROGRESSIVE [m]	0.00	0.77	1.11	5.31	7.31	11.08	12.50	16.13	17.30
DISTANZE PARZIALI [m]				4.20	2.00	3.77	1.42	3.63	1.17

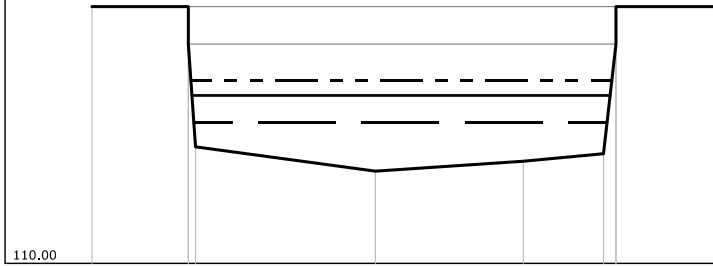


Torrente Carrione
 SEZIONE N° 00835PC15

LEGENDA:

- TR30 H =113.74 m. s.l.m.
- TR200 H =114.44 m. s.l.m.
- TR500 H =114.83 m. s.l.m.

SCALA DISTANZE 1:200
 SCALA QUOTE 1:200

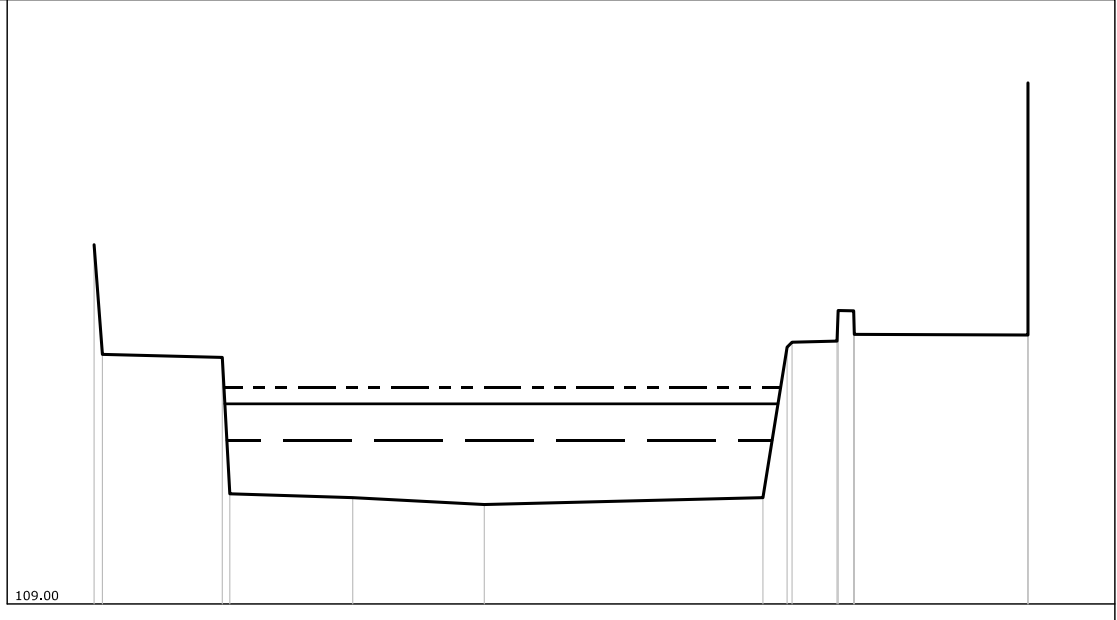


PUNTI	1	2	5	6	7 8	10
QUOTE [m s.l.m.]	116.79	116.79	112.44	112.70	112.90 115.80	116.79
DISTANZE PROGRESSIVE [m]	0.00	2.55	7.50	11.41	13.53 13.86	16.46
DISTANZE PARZIALI [m]		2.55	4.76	3.91	2.12	2.60

Torrente Carrione
 SEZIONE N° 00832__15

LEGENDA:
 TR30 H = 113.33 m. s.l.m.
 TR200 H = 114.29 m. s.l.m.
 TR500 H = 114.73 m. s.l.m.


SCALA DISTANZE 1:200
 SCALA QUOTE 1:200




PUNTI	1	3	5	6	7	8	1012	14
QUOTE [m s.l.m.]	118.50	115.52	111.81	111.63	111.81	115.79	115.95 116.75	116.11
DISTANZE PROGRESSIVE [m]	0.00	3.39	6.84	10.32	17.69	18.33	19.65 20.09	24.70
DISTANZE PARZIALI [m]		3.17	3.25	3.48	7.37	1.19	4.59	

Torrente Carrione
 SEZIONE N° 00829__15

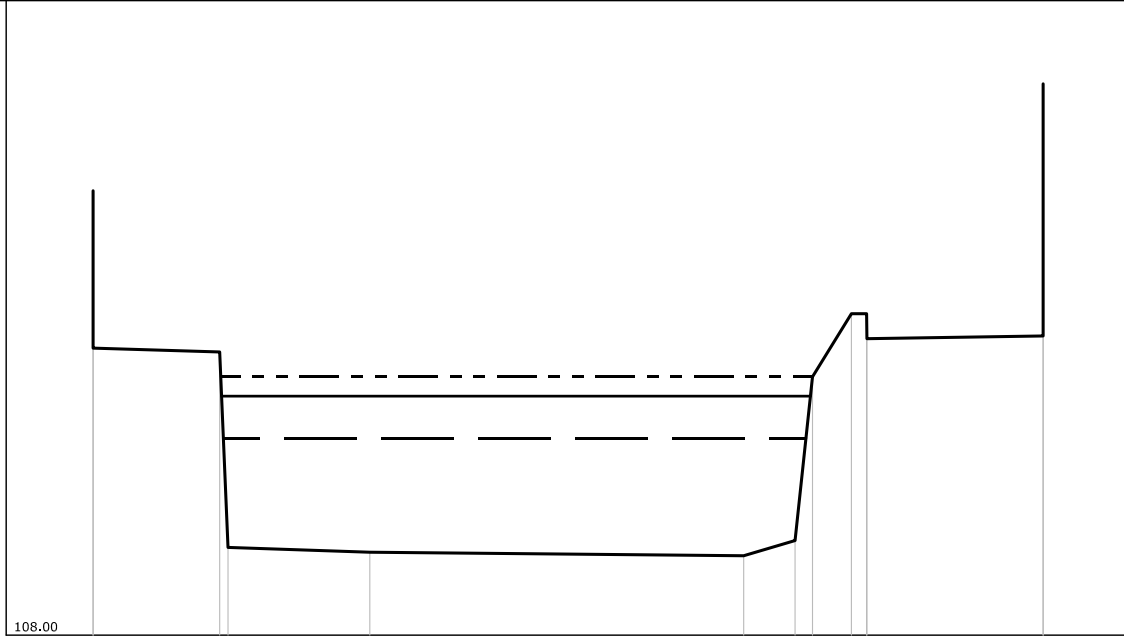
LEGENDA:

TR30 H = 113.21 m. s.l.m. 

TR200 H = 114.32 m. s.l.m. 

TR500 H = 114.83 m. s.l.m. 

SCALA DISTANZE 1:200
 SCALA QUOTE 1:200



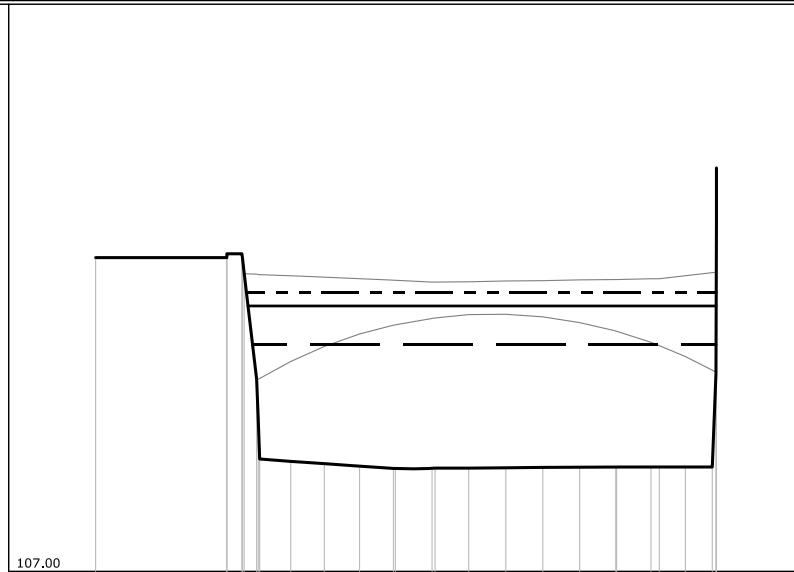
PUNTI	1	3	5	6	7	8	9	10	12
QUOTE [m s.l.m.]	119.75	115.49	110.19	110.10	110.50	114.83	116.50	116.50	115.91
DISTANZE PROGRESSIVE [m]	0.00	3.35	7.32	17.21	18.57	19.03	20.06	20.46	25.13
DISTANZE PARZIALI [m]		3.35	3.75	9.89	1.36	1.03	4.66		

Torrente Carrione
 SEZIONE N° 00828PC15

LEGENDA:

- TR30 H =113.00 m. s.l.m.
- TR200 H =114.02 m. s.l.m.
- TR500 H =114.37 m. s.l.m.

SCALA DISTANZE 1:200
 SCALA QUOTE 1:200



PUNTI	1	2	4	7	10	11	12	13	15	17	18	19	20	21	23	25	26
QUOTE [m s.l.m.]	115.30	115.30	115.40	112.08	109.91	109.85	109.78	109.72	109.73	109.73	109.74	109.75	109.75	109.76	109.76	109.76	109.76
DISTANZE PROGRESSIVE [m]	0.00	3.47	3.87	4.26	5.16	6.05	6.98	7.88	8.90	9.87	10.85	11.83	12.80	13.76	14.69	15.60	16.31
DISTANZE PARZIALI [m]		3.47							0.97		0.98	0.98	0.97				

Torrente Carrfone
SEZIONE N° 00823PB15

LEGENDA:

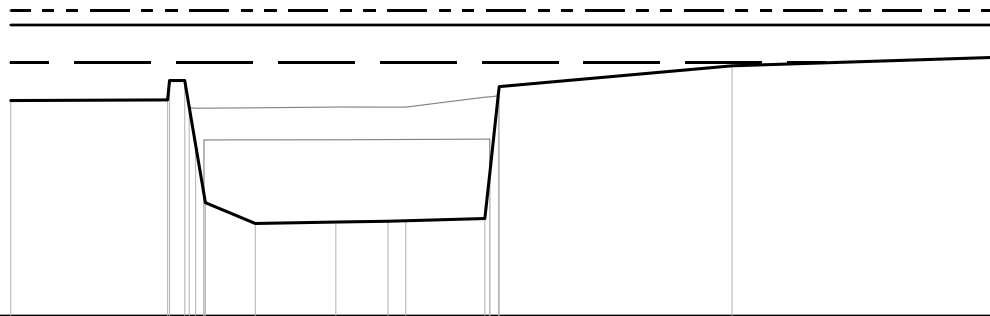
TR30 H = 112.68 m. s.l.m. ———

TR200 H = 113.68 m. s.l.m. ———

TR500 H = 114.06 m. s.l.m. - - - - -

SCALA DISTANZE 1:200
SCALA QUOTE 1:200

106.00



PUNTI	1	2	4	6	9	10	11	12	13	14	17	19	20
QUOTE [m s.l.m.]	111.68	111.70	112.21	112.21	108.38	108.43	108.47	108.49	108.50	108.55	111.87	112.60	112.83
DISTANZE PROGRESSIVE [m]	0.00	4.15	4.60	5.15	6.47	8.60	9.98	10.45	12.54	12.90	19.08	26.20	
DISTANZE PARZIALI [m]		4.15	0.45	0.55	1.32	2.13	1.38	2.09	6.16	7.12			

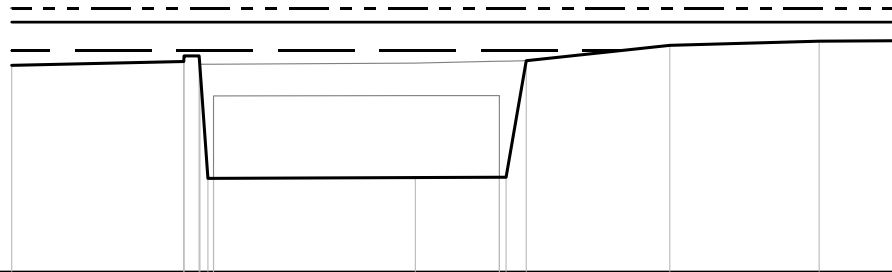
Torrente Carrione
 SEZIONE N° 00823PC15

LEGENDA:

- TR30 H = 111.84 m. s.l.m.
- TR200 H = 112.59 m. s.l.m.
- TR500 H = 112.96 m. s.l.m.

SCALA DISTANZE 1:200
 SCALA QUOTE 1:200

106.00



PUNTI	1	2	4	7	9	10	13	14	15	16
QUOTE [m s.l.m.]	111.45	111.55	111.70	108.46	108.48	108.49	111.57	111.98	112.09	112.10
DISTANZE PROGRESSIVE [m]	0.00	4.55	4.96	5.34	10.68	12.90	13.61	17.41	21.36	23.56
DISTANZE PARZIALI [m]		4.55			5.34	2.22		3.80	3.95	2.20

Torrente Carrione
 SEZIONE N° 00820PB15

LEGENDA:

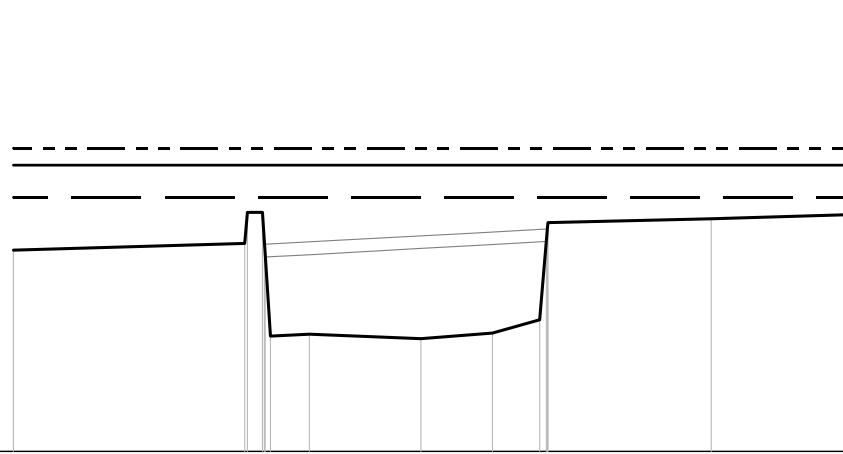
TR30 H =111.72 m. s.l.m. _____

TR200 H =112.57 m. s.l.m. _____

TR500 H =113.02 m. s.l.m. - - - - -

SCALA DISTANZE 1:200
 SCALA QUOTE 1:200

105.00



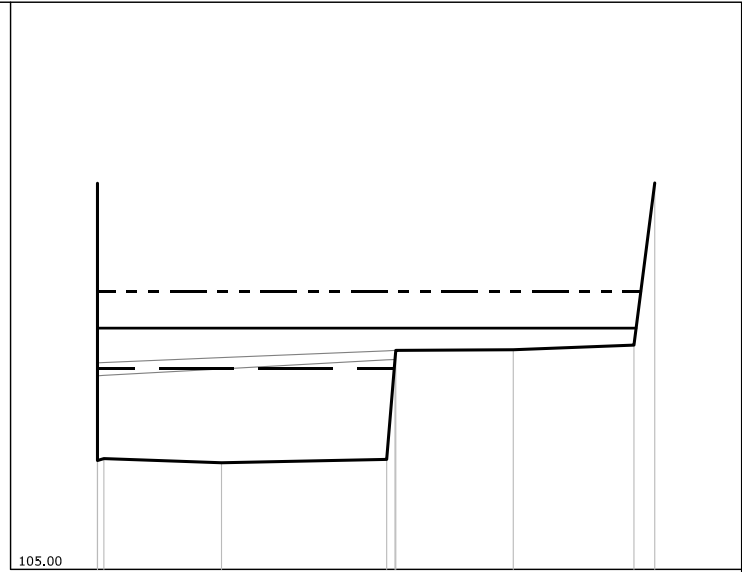
PUNTI	1	2	4	8	9	10	11	15	16
QUOTE [m s.l.m.]	110.32	110.50	111.32	108.10	107.98	108.13	108.48	111.15	111.26
DISTANZE PROGRESSIVE [m]	0.00	6.12	6.59	7.83	10.78	12.67	13.92	18.46	22.15
DISTANZE PARZIALI [m]		6.12	1.03	2.95	1.89	1.25	4.32	3.69	

Torrente Carrione
 SEZIONE N° 00820PC15

LEGENDA:

- TR30 H =110.32 m. s.l.m.
- TR200 H =111.38 m. s.l.m.
- TR500 H =112.35 m. s.l.m.

SCALA DISTANZE 1:200
 SCALA QUOTE 1:200



PUNTI	1	4	5	8	9	10
QUOTE [m s.l.m.]	115.21	107.82	107.91	110.81	110.93	115.22
DISTANZE PROGRESSIVE [m]	0.00	3.28	7.65	11.00	14.19	14.74
DISTANZE PARZIALI [m]		3.11	4.37	3.11	3.19	

Torrente Carrione
 SEZIONE N° 008188B15

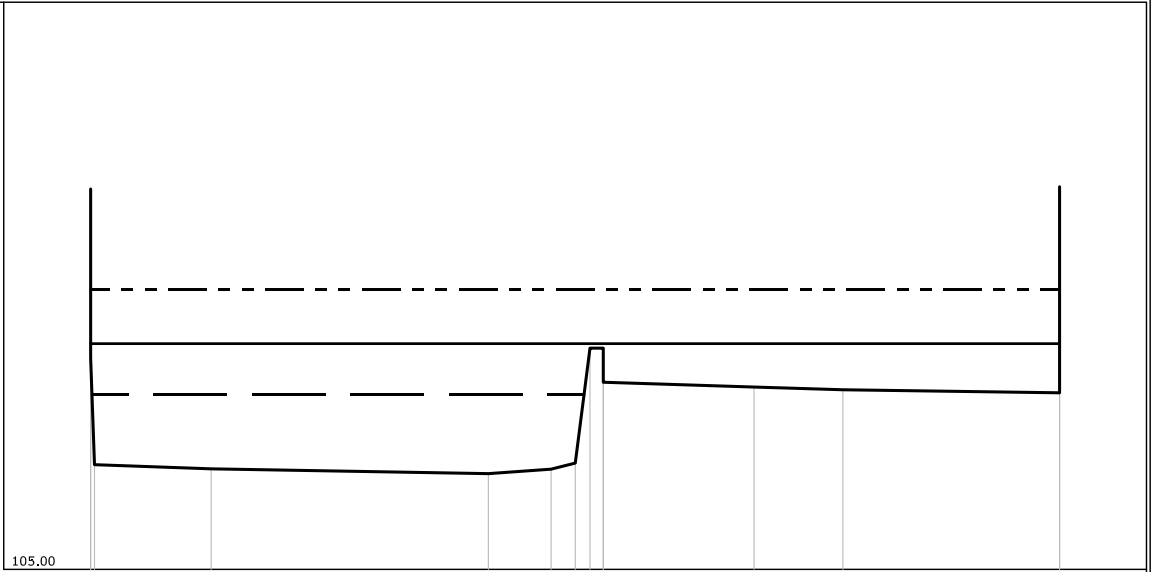
LEGENDA:

TR30 H =109.62 m. s.l.m. _____

TR200 H =110.97 m. s.l.m. _____

TR500 H =112.39 m. s.l.m. - - - - -

SCALA DISTANZE 1:200
 SCALA QUOTE 1:200



PUNTI	1	4	5	6	7	8	9	11	12	13
QUOTE [m s.l.m.]	115.06	107.66	107.53	107.65	107.81	110.85	110.85	109.82	109.75	109.67
DISTANZE PROGRESSIVE [m]	0.00	3.19	10.52	12.18	12.82	13.21	13.56	17.55	19.90	25.63
DISTANZE PARZIALI [m]		3.09	7.33	1.66			3.99	2.35	5.73	

Torrente Carrione
 SEZIONE N° 00818BC15

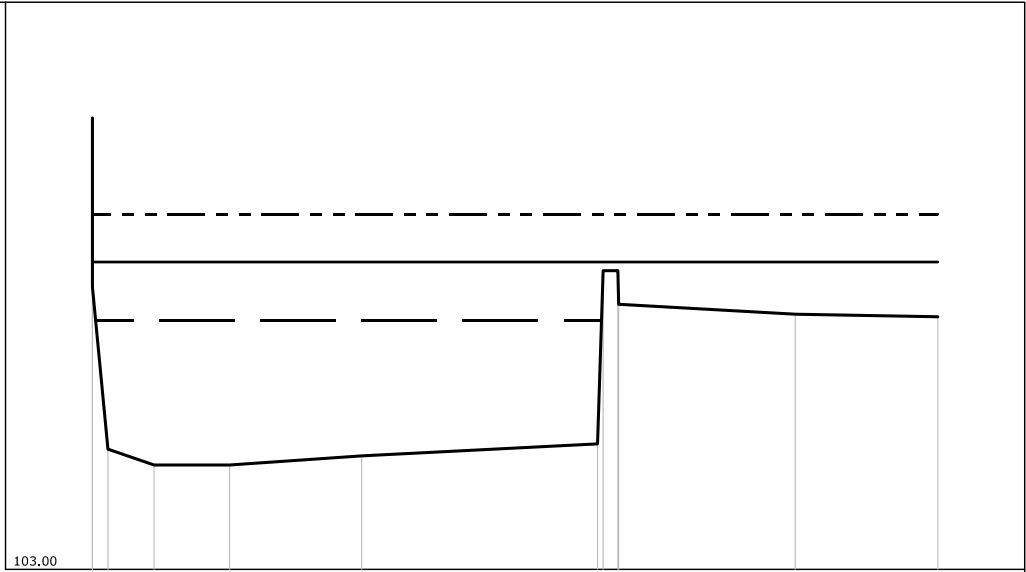
LEGENDA:

TR30 H =109.58 m. s.l.m. _____

TR200 H =111.13 m. s.l.m. _____

TR500 H =112.39 m. s.l.m. _____


SCALA DISTANZE 1:200
 SCALA QUOTE 1:200





PUNTI	1	3	4	5	6	7	9	11	12
QUOTE [m s.l.m.]	114.94	106.18	105.76	105.76	106.00	106.32	110.90	109.75	109.68
DISTANZE PROGRESSIVE [m]	0.00	0.41	1.63	3.63	7.12	13.36	13.90	18.59	22.36
DISTANZE PARZIALI [m]		1.22	2.00	3.49	6.24		4.67	3.77	

Torrente Carrifone
SEZIONE N° 00815PB15

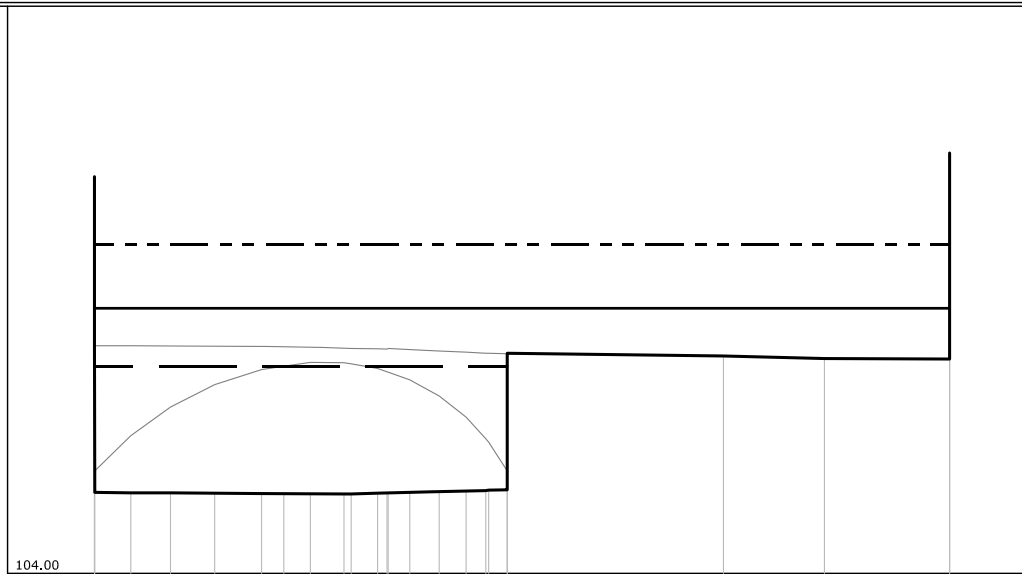
LEGENDA:

TR30 H = 109.48 m. s.l.m. 

TR200 H = 111.01 m. s.l.m. 

TR500 H = 112.71 m. s.l.m. 

SCALA DISTANZE 1:200
SCALA QUOTE 1:200



PUNTI	1	4	5	6	7	8	9	10	12	13	15	16	17	18	20	22	23	24
QUOTE [m s.l.m.]	114.49	106.13	106.13	106.12	106.11	106.11	106.11	106.10	106.13	106.13	106.14	106.16	106.18	106.19	106.21	109.75	109.68	109.67
DISTANZE PROGRESSIVE [m]	0.00	0.96	2.01	3.18	4.42	5.01	5.71	6.60	7.49	8.34	9.12	9.83	10.35	10.92	16.64	19.31	22.62	
DISTANZE PARZIALI [m]		1.05	1.17	1.24											5.72	2.67	3.31	

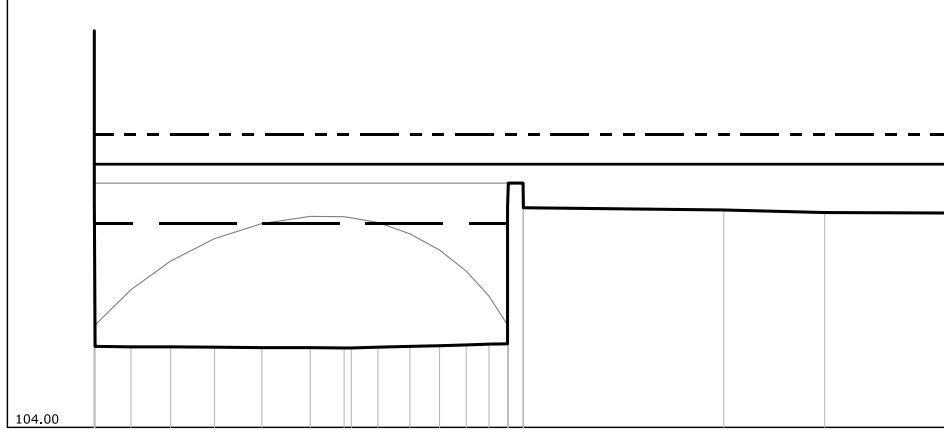
Torrente Carrifone
SEZIONE N° 00815PC15

LEGENDA:

TR30 H =109.40 m. s.l.m. _____

TR200 H =110.96 m. s.l.m. _____

TR500 H =111.75 m. s.l.m. - - - - -



SCALA DISTANZE 1:200
SCALA QUOTE 1:200

104.00

PUNTI	1	4	5	6	7	8	9	11	12	13	14	15	16	19	21	22	23
QUOTE [m s.l.m.]	114.49	106.13	106.13	106.12	106.11	106.11	106.10	106.12	106.14	106.16	106.18	106.20	106.21	110.46	109.75	109.68	109.67
DISTANZE PROGRESSIVE [m]	0.00	0.97	2.02	3.18	4.43	5.71	6.61	7.50	8.35	9.13	9.84	10.44	10.93	11.34	16.65	19.32	22.63
DISTANZE PARZIALI [m]		1.05	1.16	1.25	1.28										5.30	2.67	3.31

Torrente Carrione
 SEZIONE N° 00811__15

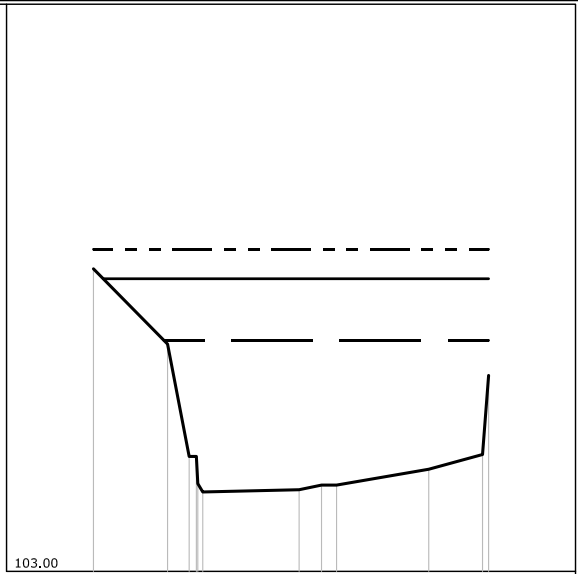
LEGENDA:

TR30 H =109.11 m. s.l.m. _____

TR200 H =110.74 m. s.l.m. _____

TR500 H =111.52 m. s.l.m. _____

SCALA DISTANZE 1:200
 SCALA QUOTE 1:200



PUNTI	1	2	3	6	7	8	9	10	11
QUOTE [m s.l.m.]	111.00	109.01	106.04	105.10	105.16	105.28	105.28	105.70	106.09
DISTANZE PROGRESSIVE [m]	0.00	1.96	2.53	2.89	5.44	6.03	6.43	8.87	10.29
DISTANZE PARZIALI [m]		1.96		2.55			2.44	1.42	

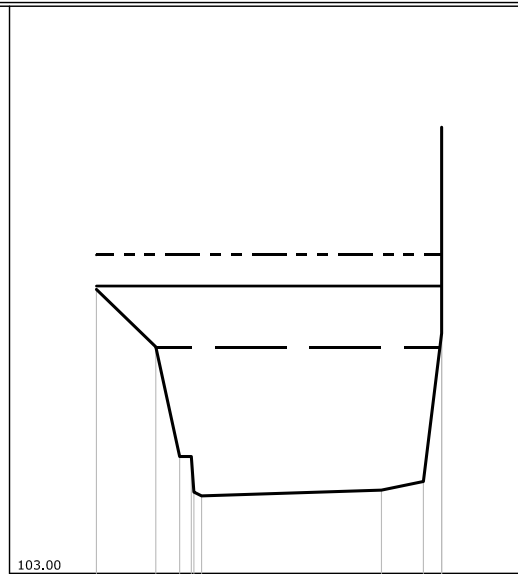
Torrente Carrione
 SEZIONE N° 00810__15

LEGENDA:

TR30 H =108,98 m. s.l.m. _____

TR200 H =110,60 m. s.l.m. _____

TR500 H =111,42 m. s.l.m. _____



SCALA DISTANZE 1:200
 SCALA QUOTE 1:200

PUNTI	1	2	3	4	6	7	8	9
QUOTE [m s.l.m.]	110.51	108.99	106.09	106.08	105.05	105.20	105.43	109.35
DISTANZE PROGRESSIVE [m]	0.00	1.57	2.20	2.51	2.78	7.54	8.65	9.13
DISTANZE PARZIALI [m]		1.57				4.76	1.11	

Torrente Carrione
 SEZIONE N° 00808__15

LEGENDA:

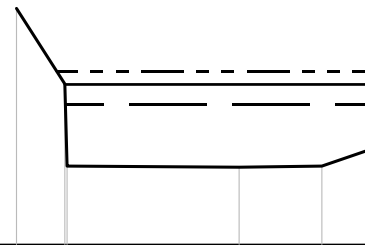
TR30 H =106.71 m. s.l.m. _____

TR200 H =107.23 m. s.l.m. _____

TR500 H =107.58 m. s.l.m. - - - - -

SCALA DISTANZE 1:200
 SCALA QUOTE 1:200

103.00



PUNTI	1	2	4	5	6
QUOTE [m s.l.m.]	109.24	107.24	105.04	105.07	105.54
DISTANZE PROGRESSIVE [m]	0.00	1.28	5.89	8.08	9.45
DISTANZE PARZIALI [m]		1.28	4.55	2.19	1.37

Torrente Carrione
 SEZIONE N° 00807BB15

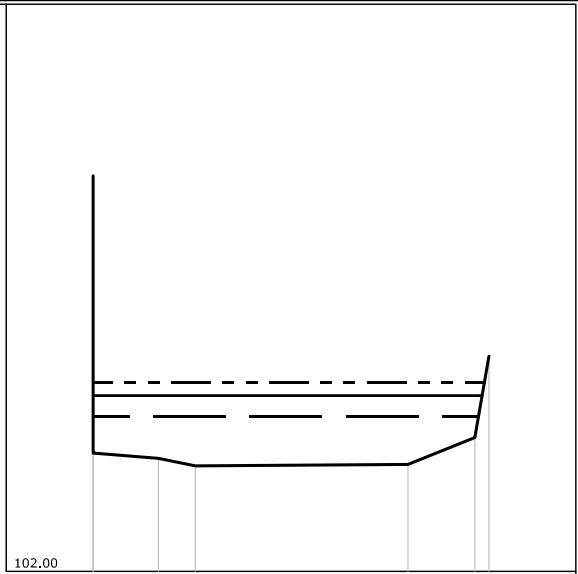
LEGENDA:

TR30 H =106.10 m. s.l.m. ———

TR200 H =106.65 m. s.l.m. ———

TR500 H =107.00 m. s.l.m. - - - - -

SCALA DISTANZE 1:200
 SCALA QUOTE 1:200



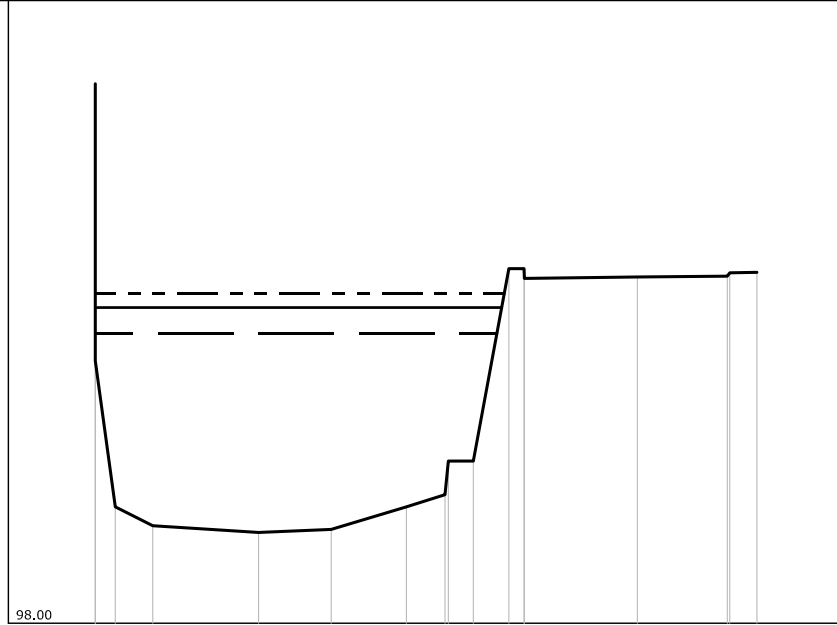
PUNTI	1	3	4	5	6	7
QUOTE [m s.l.m.]	112.46	104.99	104.79	104.83	105.54	107.69
DISTANZE PROGRESSIVE [m]	0.00	1.73	2.70	8.33	10.10	10.47
DISTANZE PARZIALI [m]		1.73	0.97	5.63	1.77	

Torrente Carrione
SEZIONE N° 00807BC15

LEGENDA:

- TR30 H =105.67 m. s.l.m.
- TR200 H =106.35 m. s.l.m.
- TR500 H =106.71 m. s.l.m.

SCALA DISTANZE 1:200
SCALA QUOTE 1:200



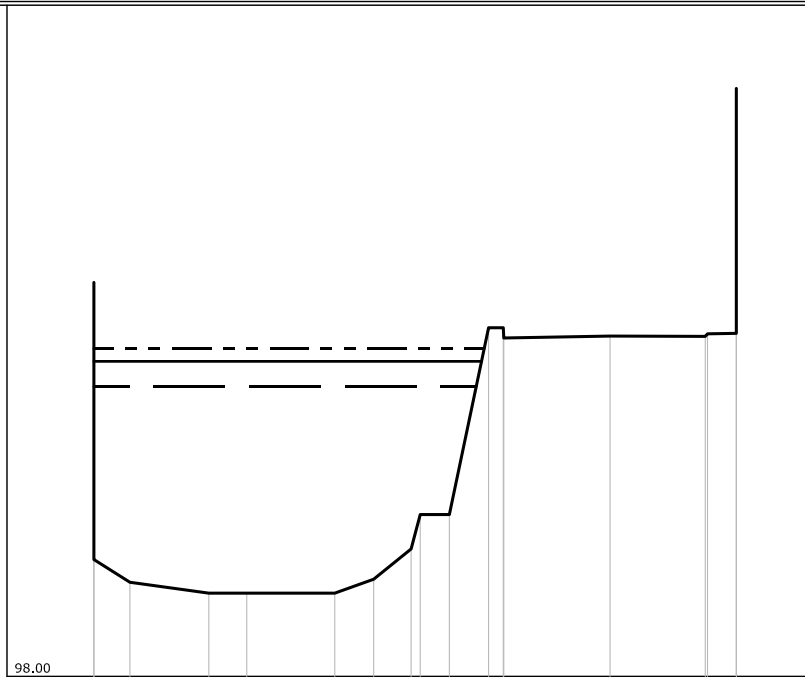
PUNTI	1	3	4	5	6	7	8	10	11	12	14	15	17
QUOTE [m s.l.m.]	112.27	101.08	100.58	100.40	100.48	101.08	101.40	102.29	107.38	107.38	107.16	107.18	107.28
DISTANZE PROGRESSIVE [m]	0.00	0.53	1.52	4.32	6.24	8.23	9.25	10.00	10.94	11.34	14.34	16.72	17.50
DISTANZE PARZIALI [m]		0.99	2.80	1.92	1.99	1.02					2.99	2.38	

Torrente Carrfone
 SEZIONE N° 00804_15

LEGENDA:

- TR30 H = 105.66 m. s.l.m.
- TR200 H = 106.33 m. s.l.m.
- TR500 H = 106.67 m. s.l.m.

SCALA DISTANZE 1:200
 SCALA QUOTE 1:200

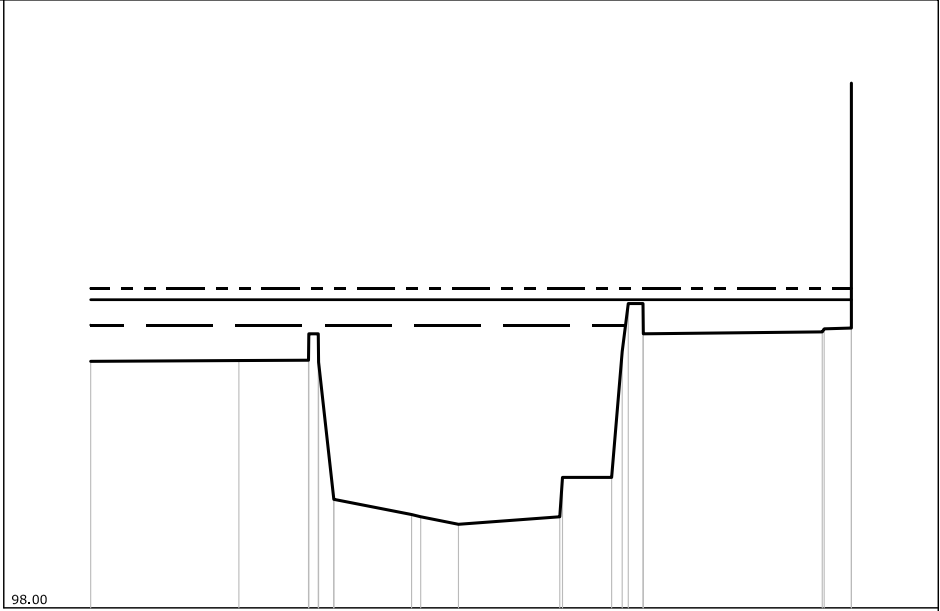


PUNTI	1	3	4	5	6	7	8	10	11	12	14	15	17
QUOTE [m s.l.m.]	108.42	100.49	100.20	100.20	100.20	100.57	101.37	102.28	107.22	107.22	107.00	106.99	107.07
DISTANZE PROGRESSIVE [m]	0.00	0.95	3.04	4.04	6.37	7.40	8.39	9.40	10.44	10.83	13.65	16.17	16.99
DISTANZE PARZIALI [m]		2.09	1.00	2.33	1.03	0.99		1.04		2.81		2.52	

Torrente Carrione
 SEZIONE N° 00803__15

LEGENDA:
 TR30 H =105.48 m. s.l.m. ———
 TR200 H =106.15 m. s.l.m. ———
 TR500 H =106.45 m. s.l.m. - - - - -

SCALA DISTANZE 1:200
 SCALA QUOTE 1:200



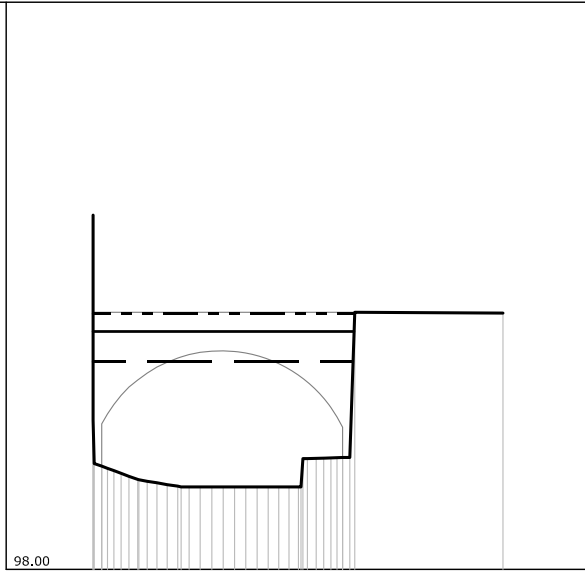
PUNTI	1	2	3	5	7	9	11	12	14	5	17	19	21
QUOTE [m s.l.m.]	104.52	104.54	104.52	104.52	100.88	100.47	100.21	100.41	104.58	104.78	106.05	105.30	105.40
DISTANZE PROGRESSIVE [m]	0.00	3.92	5.76	6.43	8.49	9.73	12.41	13.78	14.06	14.61	19.35	20.12	
DISTANZE PARZIALI [m]		3.92	1.84		2.06	1.00	2.68	1.30			4.73		

Torrente Carrlone
 SEZIONE N° 00802PC15

LEGENDA:

- TR30 H = 103.49 m. s.l.m.
- TR200 H = 104.29 m. s.l.m.
- TR500 H = 104.76 m. s.l.m.

SCALA DISTANZE 1:200
 SCALA QUOTE 1:200



PUNTI	1 6 8 10 11 14 15 17 18 19 20 22 23 24 25 26 27 28 29 30 32 34 37	39
QUOTE [m s.l.m.]	107.37 100.67 100.54 100.38 100.36 100.32 100.32 100.18 100.18 100.18 100.18 100.18 100.18 100.18 100.18 100.18 100.18 100.18 100.98 100.98 100.96	104.78
DISTANZE PROGRESSIVE [m]	0.00 0.38 0.74 1.18 1.56 1.95 2.34 2.72 3.11 3.49 3.87 4.25 4.64 5.02 5.40 5.79 6.17 6.55 6.94 6.79	10.84
DISTANZE PARZIALI [m]		3.92

Torrente Carrione
SEZIONE N° 00800__15

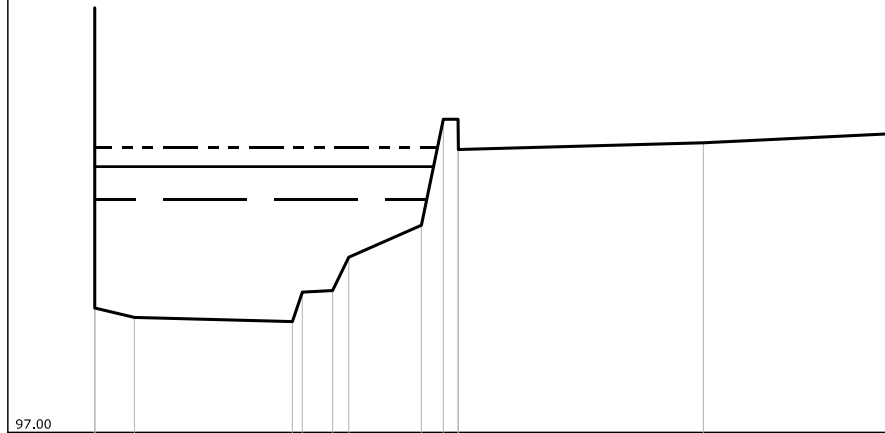
LEGENDA:

TR30 H = 103.15 m. s.l.m. _____

TR200 H = 104.03 m. s.l.m. _____

TR500 H = 104.53 m. s.l.m. - - - - -

SCALA DISTANZE 1:200
SCALA QUOTE 1:200



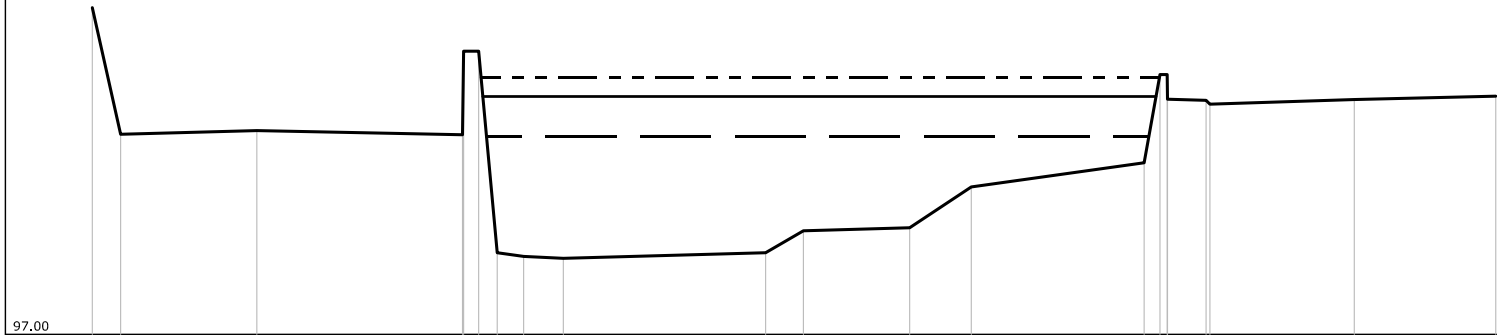
PUNTI	1	4	56	7	8	9	1011	13	14
QUOTE [m s.l.m.]	108.23	100.04	98.93 100.71	100.75	101.63	102.48	105.28 105.28	104.66	104.91
DISTANZE PROGRESSIVE [m]	0.00	1.05	5.23 5.49	6.29	6.72	8.64	9.22 9.61	16.10	21.28
DISTANZE PARZIALI [m]	1.05	4.18			1.92		6.48	5.18	

Torrente Carrlone
 SEZIONE N° 00795__15

LEGENDA:

- TR30 H =102.23 m. s.l.m.
- TR200 H =103.29 m. s.l.m.
- TR500 H =103.79 m. s.l.m.


SCALA DISTANZE 1:200
 SCALA QUOTE 1:200





PUNTI	1	2	3	4	6	7	8	9	10	11	12	13	14	15	18	20	21
QUOTE [m s.l.m.]	105.64	102.29	102.39	102.28	104.49	99.16	99.06	99.01	99.16	99.74	99.82	100.90	101.54	103.87	103.19	103.21	103.30
DISTANZE PROGRESSIVE [m]	0.00	0.75	4.35	9.79	10.22	10.71	11.41	12.46	17.81	18.81	21.62	23.25	27.82	28.24	29.46	33.38	37.12
DISTANZE PARZIALI [m]		3.60	5.44				1.05	5.35	1.00	2.81	1.63	4.57	1.02	3.82	3.74		

Torrente Carrlone
SEZIONE N° 00794BB15

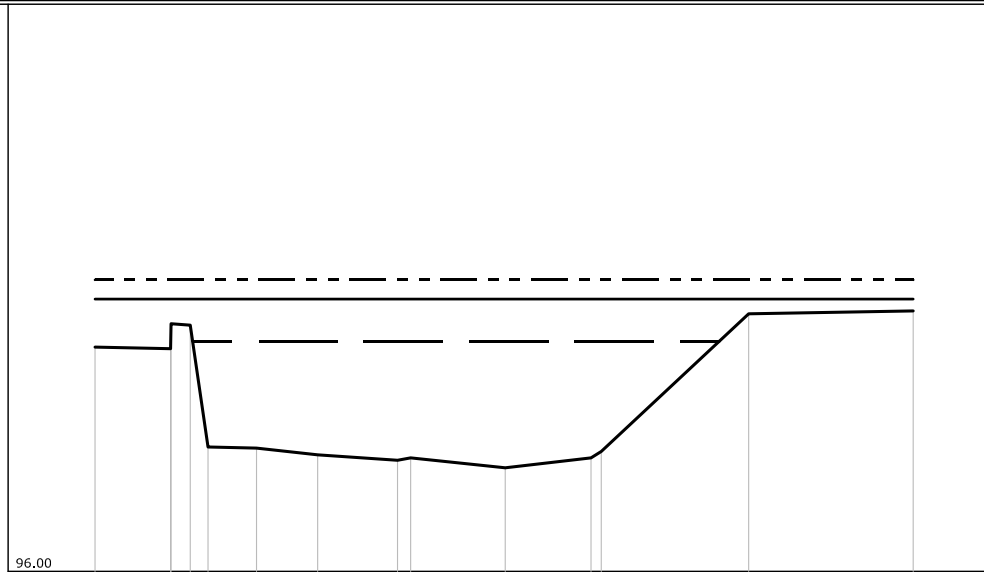
LEGENDA:

TR30 H = 102.09 m. s.l.m. 

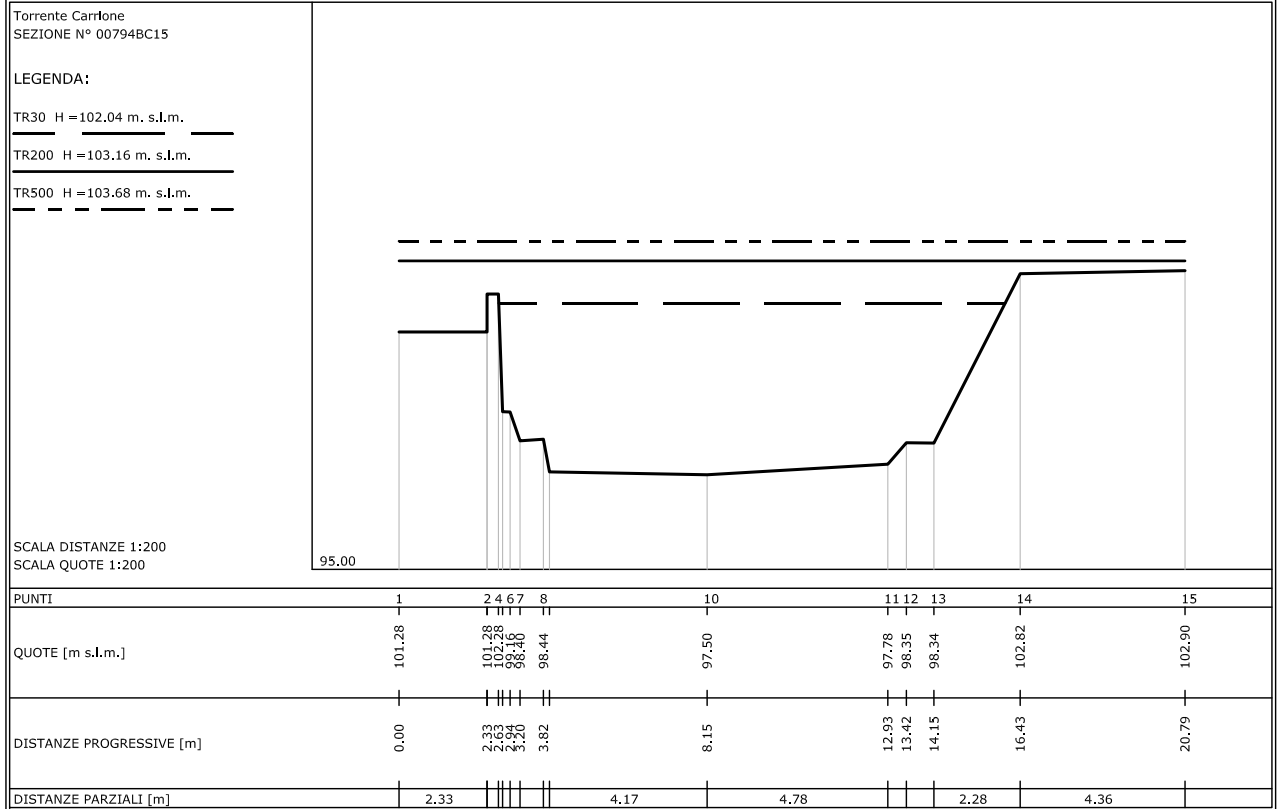
TR200 H = 103.20 m. s.l.m. 

TR500 H = 103.71 m. s.l.m. 

SCALA DISTANZE 1:200
SCALA QUOTE 1:200



PUNTI	1	2	4	5	6	7	8	9	10	11	2	13	14
QUOTE [m s.l.m.]	101.93	101.89	102.51	99.29	99.26	99.08	98.94	99.00	98.74	99.00	98.17	102.81	102.89
DISTANZE PROGRESSIVE [m]	0.00	2.00	2.52	2.99	4.27	5.89	8.00	8.35	10.85	13.12	13.36	17.29	21.64
DISTANZE PARZIALI [m]		2.00			1.28	1.62	2.11		2.50	2.27		3.90	4.35

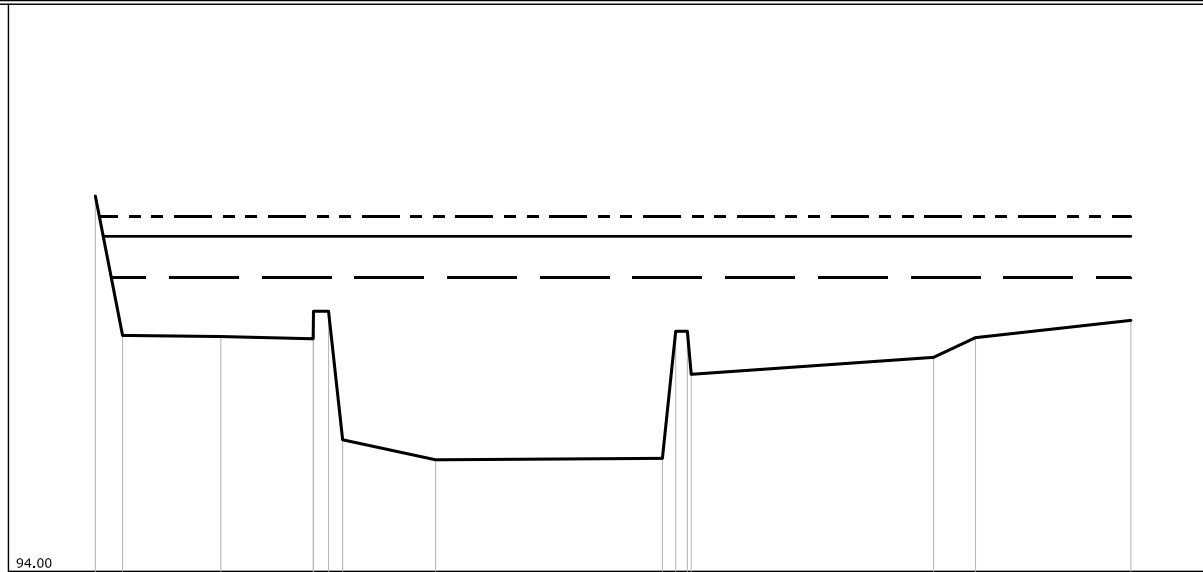


Torrente Carrfone
 SEZIONE N° 00791__15

LEGENDA:

- TR30 H =101.76 m. s.l.m. _____
- TR200 H =102.86 m. s.l.m. _____
- TR500 H =103.38 m. s.l.m. - - - - -

SCALA DISTANZE 1:200
 SCALA QUOTE 1:200



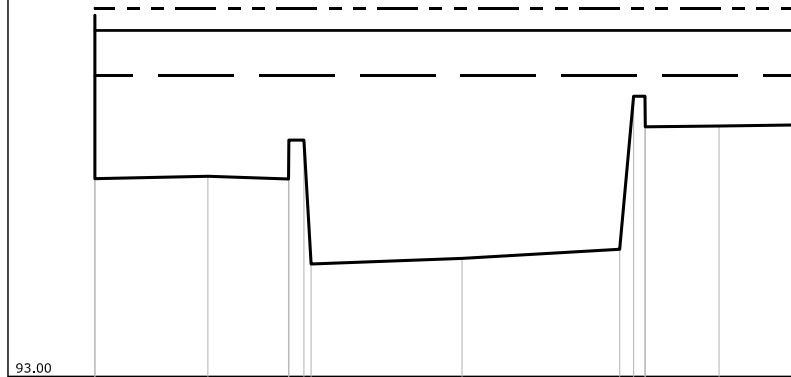
PUNTI	1	2	3	4	6	7	8	9	10	11	13	14	15
QUOTE [m s.l.m.]	103.93	100.24	100.21	100.15	100.88	97.48	96.95	96.99	100.35	100.35	99.66	100.18	100.64
DISTANZE PROGRESSIVE [m]	0.00	0.72	3.32	5.76	6.17	6.54	9.00	15.00	15.35	15.66	22.17	23.28	27.39
DISTANZE PARZIALI [m]			2.60	2.44			2.46	6.00			6.41	1.11	4.11

Torrente Carrlone
 SEZIONE N° 00782__15

LEGENDA:

- TR30 H =100.95 m. s.l.m.
- TR200 H =102.15 m. s.l.m.
- TR500 H =102.74 m. s.l.m.

SCALA DISTANZE 1:200
 SCALA QUOTE 1:200



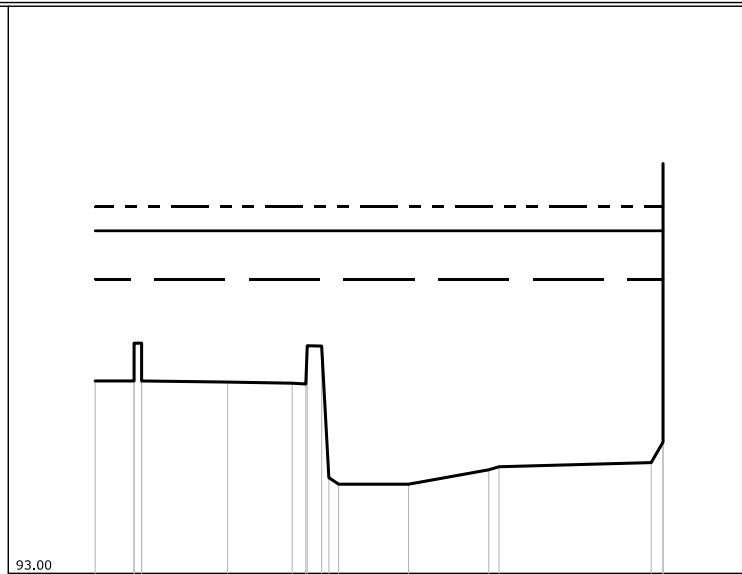
PUNTI	1	3	4	6	8	9	10	11	13	14
QUOTE [m s.l.m.]	102.55	98.29	98.22	96.25	96.12	96.36	100.74	99.62	99.65	
DISTANZE PROGRESSIVE [m]	0.00	2.99	5.12	5.83	9.71	13.88	14.53	16.51	18.68	
DISTANZE PARZIALI [m]		2.99	2.13		3.99	4.17		1.95	2.17	

Torrente Carrione
 SEZIONE N° 00780__15

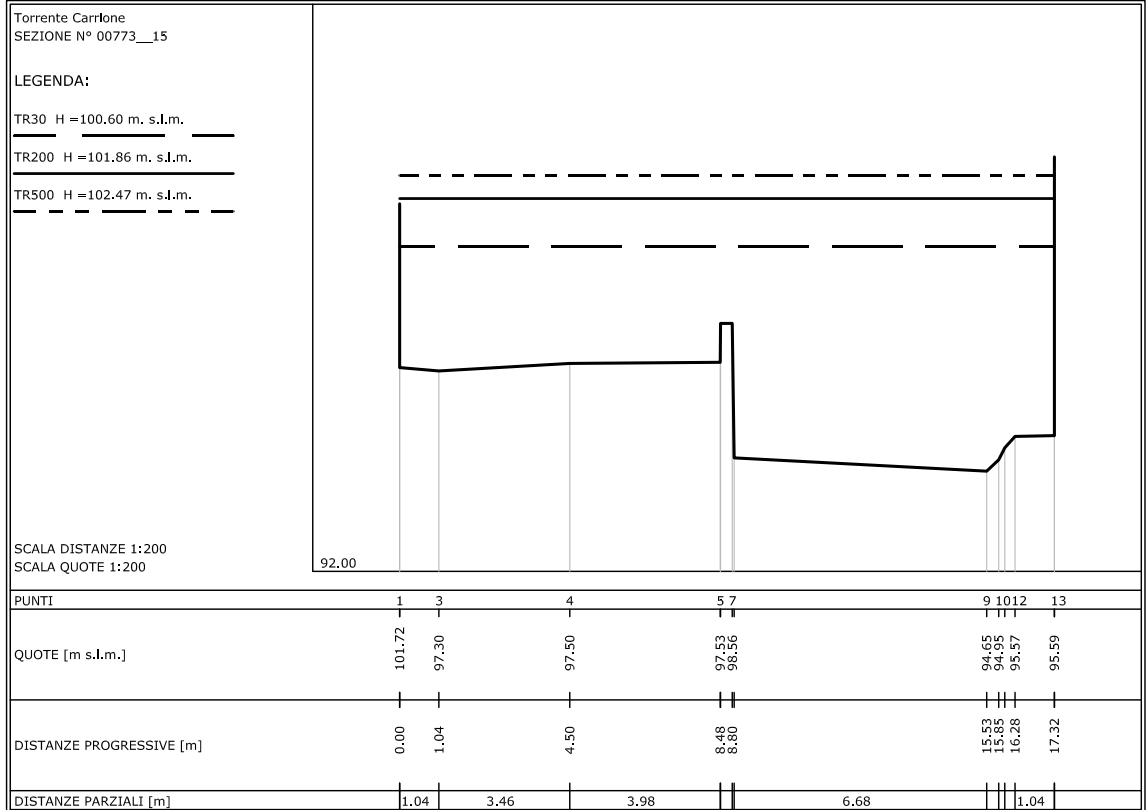
LEGENDA:

- TR30 H =100.78 m. s.l.m.
- TR200 H =102.06 m. s.l.m.
- TR500 H =102.69 m. s.l.m.

SCALA DISTANZE 1:200
 SCALA QUOTE 1:200





PUNTI	1	2	6	7	8	10	12	13	14	5	16	7
QUOTE [m s.l.m.]	98.09	98.09	98.06	98.03	98.01	99.01	95.36	95.36	95.72	95.62	95.93	96.47
DISTANZE PROGRESSIVE [m]	0.00	1.03	3.50	5.21	5.57	5.99	6.44	8.29	10.48	10.88	14.71	15.02
DISTANZE PARZIALI [m]	1.03	2.27	1.71				1.85	2.12		4.03		




Torrente Carrione
 SEZIONE N° 00772PC15

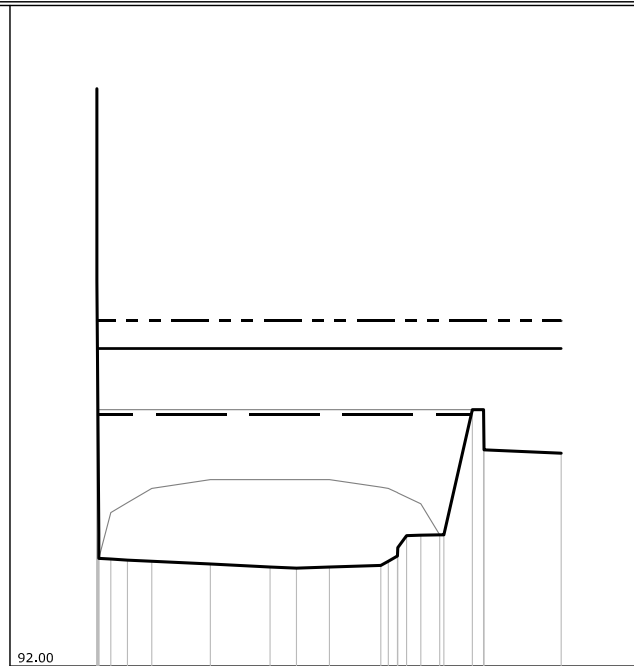
LEGENDA:

TR30 H =98.64 m. s.l.m. 

TR200 H =100.40 m. s.l.m. 

TR500 H =101.13 m. s.l.m. 


SCALA DISTANZE 1:200
 SCALA QUOTE 1:200




PUNTI	1	6	7	8	9	10	11	12	13	15	18	19	22	24
QUOTE [m s.l.m.]	107.27	94.83	94.80	94.77	94.70	94.62	94.59	94.62	94.66	94.91	95.46	95.47	98.78	97.63
DISTANZE PROGRESSIVE [m]	0.00	0.37	0.81	1.45	3.00	4.58	5.28	6.15	7.51	7.95	8.57	9.07	9.83	10.23
DISTANZE PARZIALI [m]				1.55	1.58			1.36						2.04

Torrente Carrione
 SEZIONE N° 00771__15

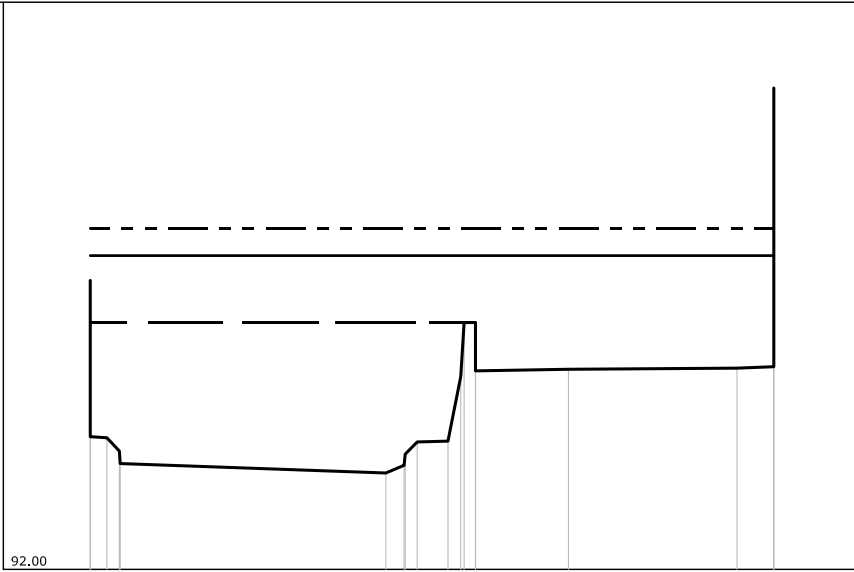
LEGENDA:

TR30 H =98.53 m. s.l.m. 

TR200 H =100.30 m. s.l.m. 

TR500 H =101.02 m. s.l.m.

SCALA DISTANZE 1:200
 SCALA QUOTE 1:200



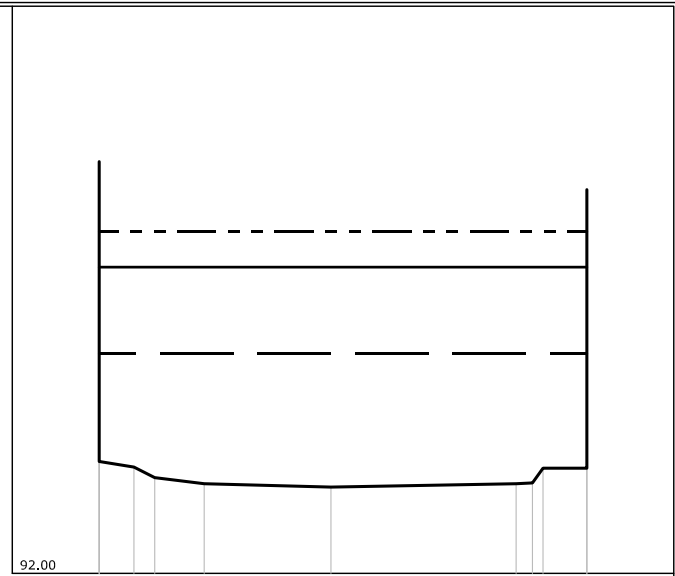
PUNTI	1	3	4		6	7	9	10	11	13		15		16	17
QUOTE [m s.l.m.]	99.64	95.48	95.13		94.55	94.75	95.37	95.39	97.10	96.53		97.29		97.32	97.36
DISTANZE PROGRESSIVE [m]	0.00	0.44	0.77		7.82	8.30	8.65	9.46	9.80	10.19		12.65		17.11	18.08
DISTANZE PARZIALI [m]				7.03							2.46		4.46		0.97

Torrente Carrione
 SEZIONE N° 00767__15

LEGENDA:

- TR30 H =97,81 m. s.l.m.
- TR200 H =100,10 m. s.l.m.
- TR500 H =101,04 m. s.l.m.

SCALA DISTANZE 1:200
 SCALA QUOTE 1:200



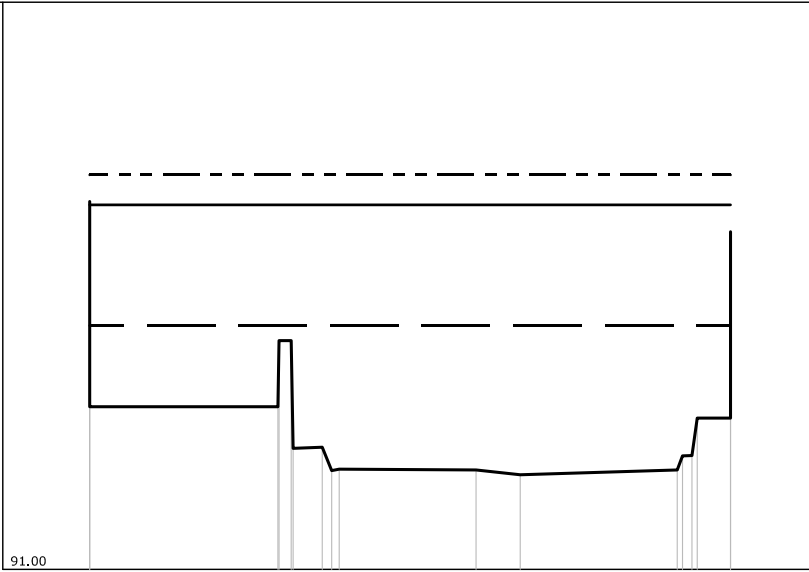
PUNTI	1	4	5	6	7	8	9	10	11
QUOTE [m s.l.m.]	102.89	94.81	94.53	94.37	94.28	94.37	94.38	94.78	94.78
DISTANZE PROGRESSIVE [m]	0.00	0.92	1.47	2.78	6.13	11.03	11.46	11.74	12.90
DISTANZE PARZIALI [m]			1.31	3.35	4.90			1.16	

Torrente Carrlone
 SEZIONE N° 00760BB15

LEGENDA:

- TR30 H =97.45 m. s.l.m.
- TR200 H =100.64 m. s.l.m.
- TR500 H =101.43 m. s.l.m.

SCALA DISTANZE 1:200
 SCALA QUOTE 1:200



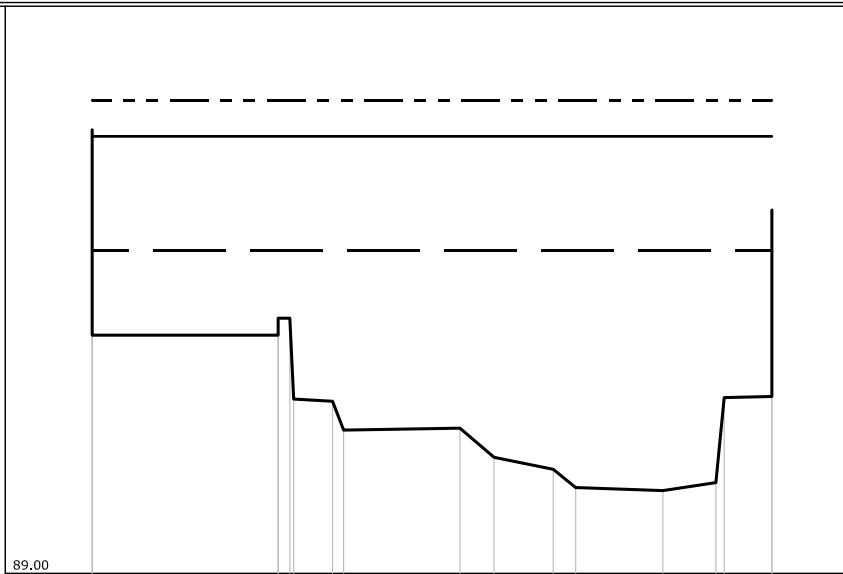
PUNTI	1	3	5	7	8	10	11	12	14	16
QUOTE [m s.l.m.]	100.73	95.50	97.05	94.23	93.61	93.63	93.50	93.63	94.01	95.00
DISTANZE PROGRESSIVE [m]	0.00	4.98	3.33	6.15	6.40	10.22	11.39	15.54	13.93	16.95
DISTANZE PARZIALI [m]		4.98				3.62	1.17	4.15		

Torrente Carrione
 SEZIONE N° 00760BC15

LEGENDA:

- TR30 H =97.53 m. s.l.m.
- TR200 H =100.56 m. s.l.m.
- TR500 H =101.51 m. s.l.m.

SCALA DISTANZE 1:200
 SCALA QUOTE 1:200

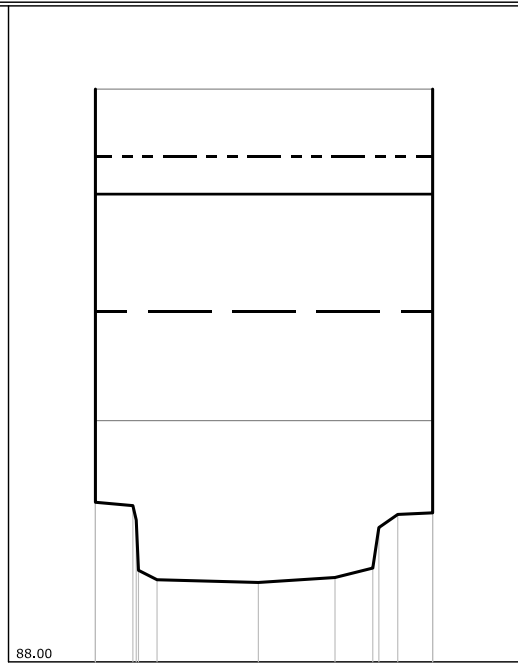


PUNTI	1	3	5	7	8	9	10	11	12	13	14	16
QUOTE [m s.l.m.]	100.73	95.30	95.75	93.55	92.75	92.84	92.07	91.75	91.27	91.19	91.40	93.68
DISTANZE PROGRESSIVE [m]	0.00	4.92	5.23	6.96	8.85	9.73	10.63	12.20	12.79	15.10	16.50	17.98
DISTANZE PARZIALI [m]		4.92	1.03		3.08		1.57		2.31	1.40	1.26	

Torrente Carrione
 SEZIONE N° 00756PB15

LEGENDA:

- TR30 H =97.27 m. s.l.m.
- TR200 H =100.37 m. s.l.m.
- TR500 H =101.38 m. s.l.m.



SCALA DISTANZE 1:200
 SCALA QUOTE 1:200

PUNTI	1	4	7	8	9	10	12	13
QUOTE [m s.l.m.]	103.15	92.13	90.17	90.10	90.23	90.48	91.90	91.94
DISTANZE PROGRESSIVE [m]	0.00	0.99	1.63	4.31	6.34	7.34	8.00	8.92
DISTANZE PARZIALI [m]	0.99		2.68	2.03	1.00			

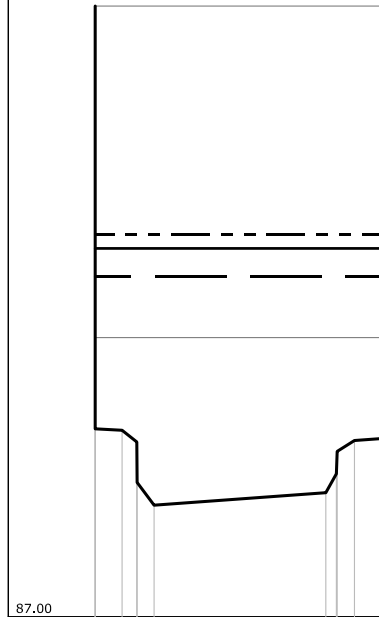
Torrente Carrione
 SEZIONE N° 00756PC15

LEGENDA:

TR30 H =95.99 m. s.l.m. ————

TR200 H =96.74 m. s.l.m. ————

TR500 H =97.12 m. s.l.m. - - - - -



SCALA DISTANZE 1:200
 SCALA QUOTE 1:200

PUNTI	1	4	5	7	8	9	11	12
QUOTE [m s.l.m.]	103.15	91.93	91.62	89.95		90.28	91.66	91.71
DISTANZE PROGRESSIVE [m]	0.00	0.71	1.10	1.56		6.10	6.86	7.56
DISTANZE PARZIALI [m]				4.54				

Torrente Carrfone
 SEZIONE N° 00753PC15

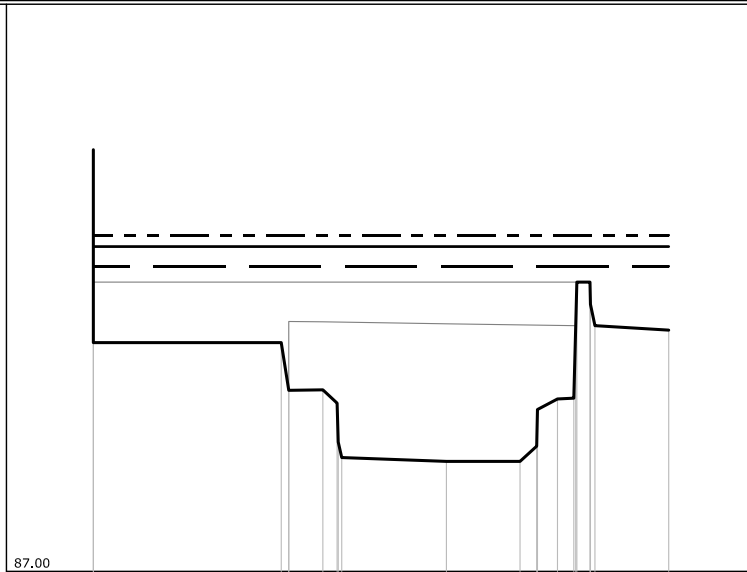
LEGENDA:

TR30 H =95.07 m. s.l.m. _____

TR200 H =95.59 m. s.l.m. _____

TR500 H =95.89 m. s.l.m. - - - - -

SCALA DISTANZE 1:200
 SCALA QUOTE 1:200





PUNTI	1	3	6	7	10	11	12	14	15	18	21
QUOTE [m s.l.m.]	98.15	93.05	91.80	91.45	89.91	89.91	90.31	91.56	91.58	94.65	93.38
DISTANZE PROGRESSIVE [m]	0.00	4.97	6.07	6.45	9.34	11.29	11.73	12.28	12.71	13.14	15.22
DISTANZE PARZIALI [m]		4.97			2.77	1.95					1.95

Torrente Carrfone
 SEZIONE N° 00752__15

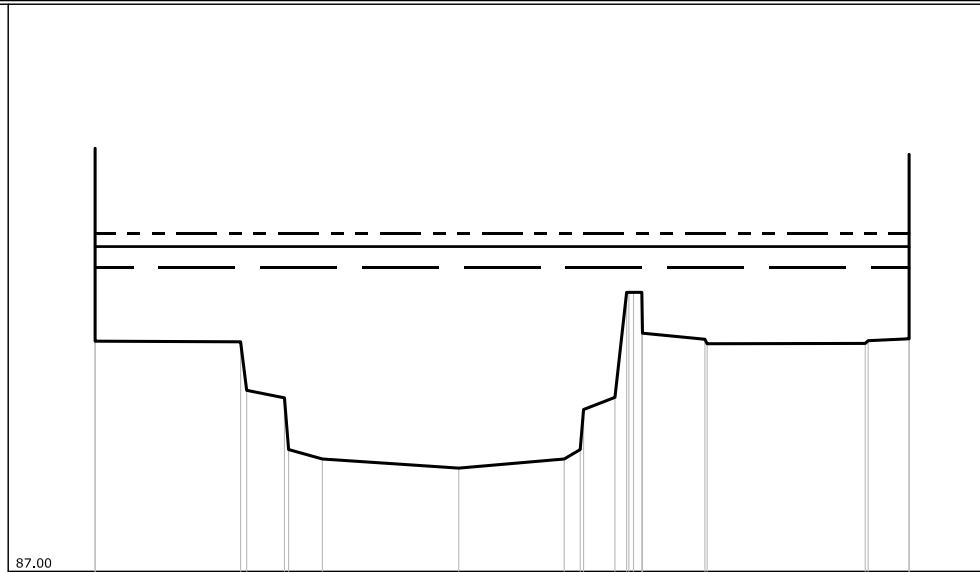
LEGENDA:

TR30 H =95.03 m. s.l.m. 

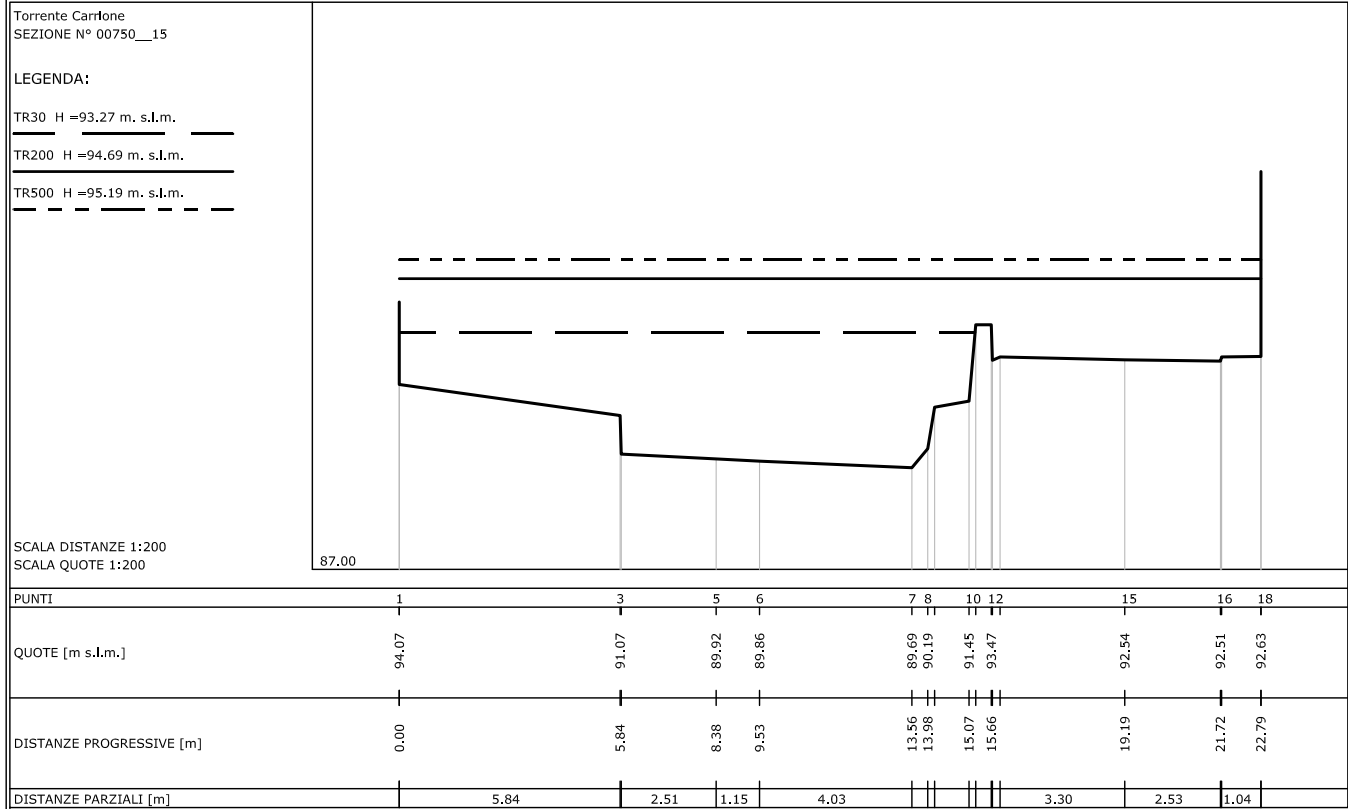
TR200 H =95.59 m. s.l.m. 

TR500 H =95.93 m. s.l.m. 

SCALA DISTANZE 1:200
 SCALA QUOTE 1:200




PUNTI	1	3	5	7	8	9	10	12	13	16	18	20	22
QUOTE [m s.l.m.]	98.19	93.07	91.59	89.97	89.73	89.97	90.22	91.60	94.38	94.38	93.14	93.03	93.15
DISTANZE PROGRESSIVE [m]	0.00	3.85	5.01	6.01	9.62	12.41	12.83	13.75	14.06	14.46	16.13	20.37	21.53
DISTANZE PARZIALI [m]		3.85	1.00		3.61	2.79				1.65	4.18	1.08	




Torrente Carrifone
 SEZIONE N° 00743BB15

LEGENDA:

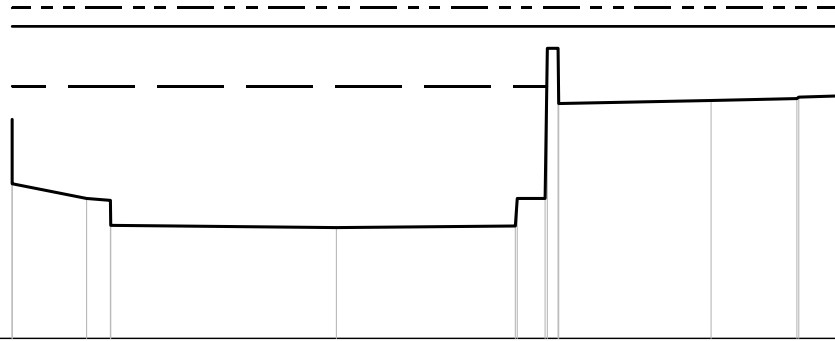
TR30 H =92.67 m. s.l.m. 

TR200 H =94.25 m. s.l.m. 

TR500 H =94.74 m. s.l.m. 

SCALA DISTANZE 1:200
 SCALA QUOTE 1:200

86.00



PUNTI	1	3	4	6	7	9	11	13	14	16
QUOTE [m s.l.m.]	91.79	89.70	89.65	88.93	88.97	89.70	93.67	92.29	92.34	92.41
DISTANZE PROGRESSIVE [m]	0.00	1.97	2.60	8.58	13.31	14.10	14.44	18.49	20.76	21.79
DISTANZE PARZIALI [m]		1.97		5.97	4.73			4.03	2.27	0.98

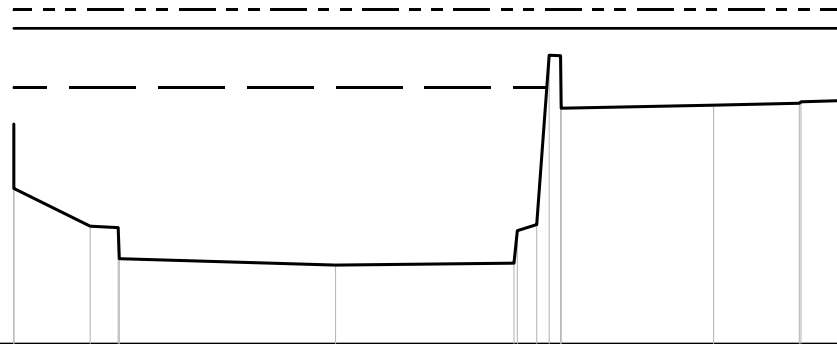
Torrente Carrfone
 SEZIONE N° 00743BC15

LEGENDA:

- TR30 H =92.76 m. s.l.m.
- TR200 H =94.33 m. s.l.m.
- TR500 H =94.82 m. s.l.m.

SCALA DISTANZE 1:200
 SCALA QUOTE 1:200

86.00



PUNTI	1	3	4	6	7	9	10	11	13	14	16
QUOTE [m s.l.m.]	91.80	89.10	89.06	88.07	88.12	89.14	93.61	93.61	92.30	92.35	92.42
DISTANZE PROGRESSIVE [m]	0.00	2.02	2.76	8.51	13.23	13.83	14.46	14.46	18.51	20.78	21.81
DISTANZE PARZIALI [m]		2.02		5.72	4.72				4.03	2.27	0.99

Torrente Carrlone
 SEZIONE N° 00741__15

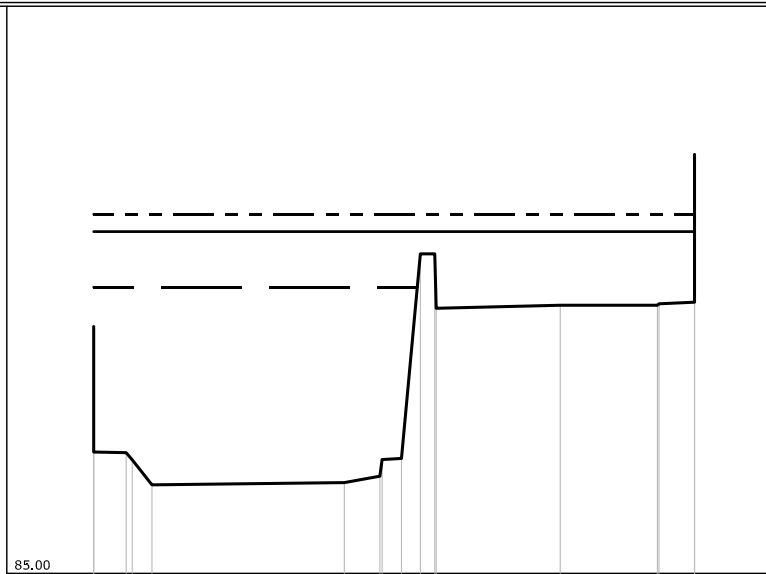
LEGENDA:

TR30 H =92.57 m. s.l.m. _____

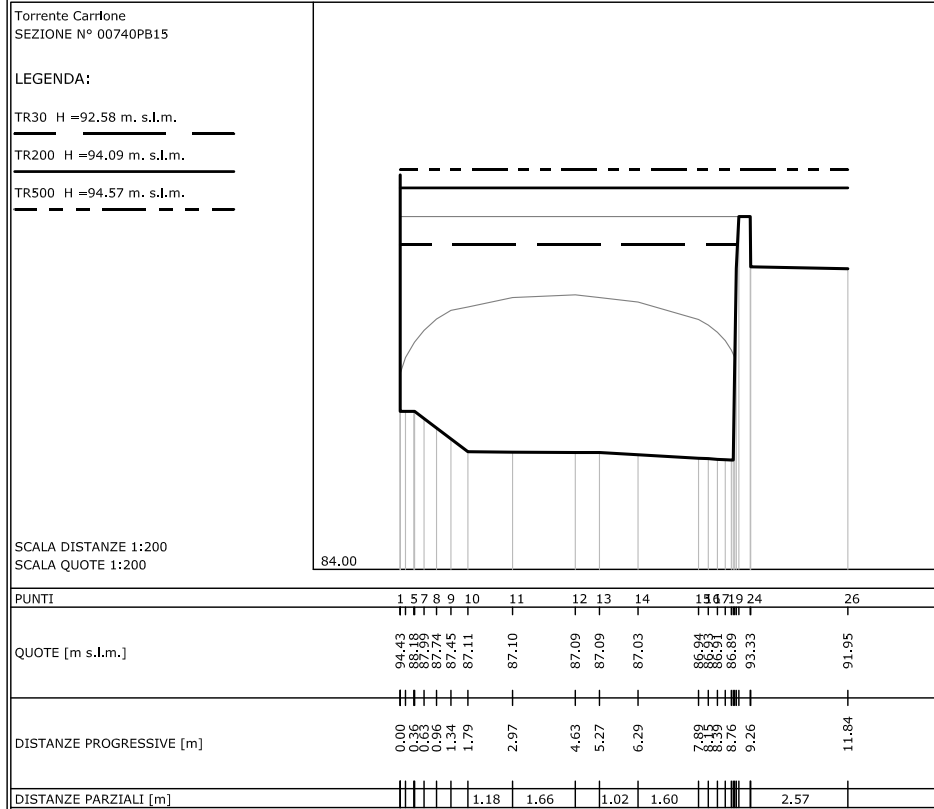
TR200 H =94.04 m. s.l.m. _____

TR500 H =94.50 m. s.l.m. _____

SCALA DISTANZE 1:200
 SCALA QUOTE 1:200





PUNTI	1	3	5	6	7	9	10	11	13	14	16
QUOTE [m s.l.m.]	91.53	88.19	87.34	87.40	87.57	88.04	93.45	93.45	92.09	92.09	92.17
DISTANZE PROGRESSIVE [m]	0.00	0.86	1.34	6.63	7.57	8.14	8.64	9.02	12.34	14.91	15.89
DISTANZE PARZIALI [m]				5.09					3.28	2.57	




Torrente Carrione
 SEZIONE N° 00740PC15

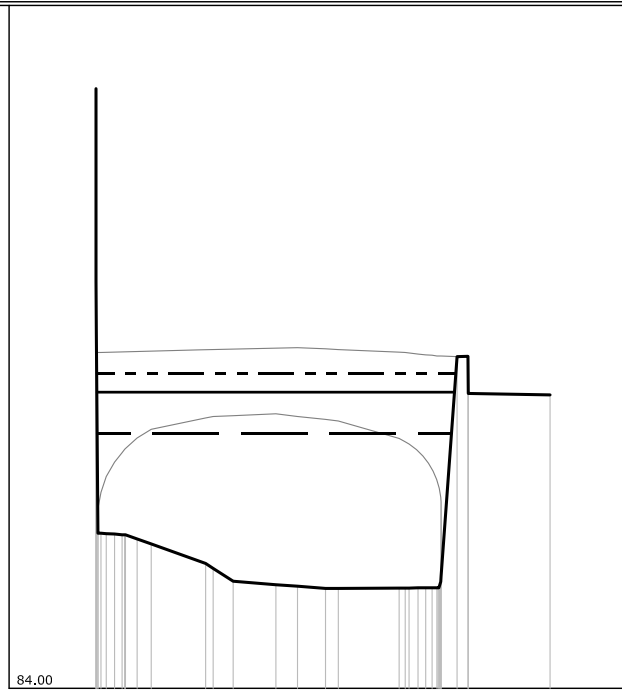
LEGENDA:

TR30 H =90.75 m. s.l.m. 

TR200 H =91.83 m. s.l.m. 

TR500 H =92.33 m. s.l.m. 

SCALA DISTANZE 1:200
 SCALA QUOTE 1:200



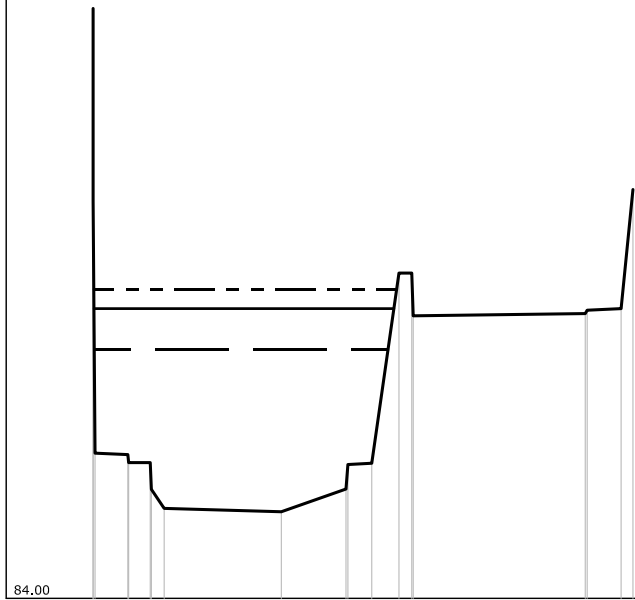
PUNTI	17	9	12	13	14	16	17	18	19	20	22	23	29	27	34	35	37
QUOTE [m s.l.m.]	88.86	88.06	87.95	87.82	87.30	86.83	86.74	86.70	86.64	86.64	86.65	86.66	86.66	92.77	92.78		91.76
DISTANZE PROGRESSIVE [m]	0.00	0.69	1.09	1.46	2.90	3.63	4.76	5.33	6.07	6.41	8.08	8.72	9.02	9.55	9.84		12.01
DISTANZE PARZIALI [m]				1.44			1.13				1.61						2.16

Torrente Carrione
 SEZIONE N° 00739__15

LEGENDA:

- TR30 H = 90.57 m. s.l.m.
- TR200 H = 91.66 m. s.l.m.
- TR500 H = 92.17 m. s.l.m.

SCALA DISTANZE 1:200
 SCALA QUOTE 1:200



PUNTI	1	4	6	8	9	10	12	13	14	16	18	9
QUOTE [m s.l.m.]	99.60	87.80	87.59	86.38	86.29	86.89	87.57	92.60	92.60	91.53	91.66	94.81
DISTANZE PROGRESSIVE [m]	0,00	0,92	1,51	1,88	4,98	6,69	7,37	8,09	8,43	13,02	13,97	14,28
DISTANZE PARZIALI [m]					3,10	1,71				4,55		

Torrente Carrlone
 SEZIONE N° 00731__15

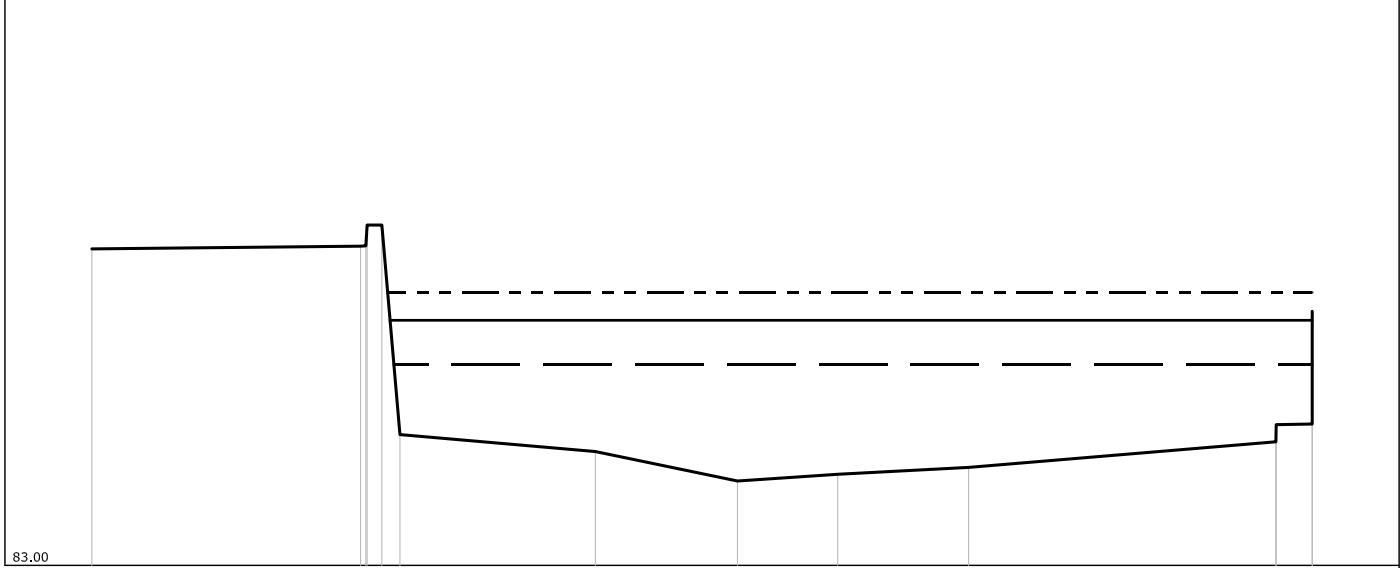
LEGENDA:

TR30 H =88.31 m. s.l.m. _____

TR200 H =89.48 m. s.l.m. _____

TR500 H =90.22 m. s.l.m. - - - - -

SCALA DISTANZE 1:200
 SCALA QUOTE 1:200



PUNTI	1	2	5	6	7	8	9	10	11	13
QUOTE [m s.l.m.]	91.37	91.44	92.00	86.46	86.01	85.23	85.41	85.59	86.27	86.74
DISTANZE PROGRESSIVE [m]	0.00	7.11	7.67	8.15	13.32	17.08	19.73	23.19	31.32	32.28
DISTANZE PARZIALI [m]		7.11			5.17	3.76	2.65	3.46	8.13	

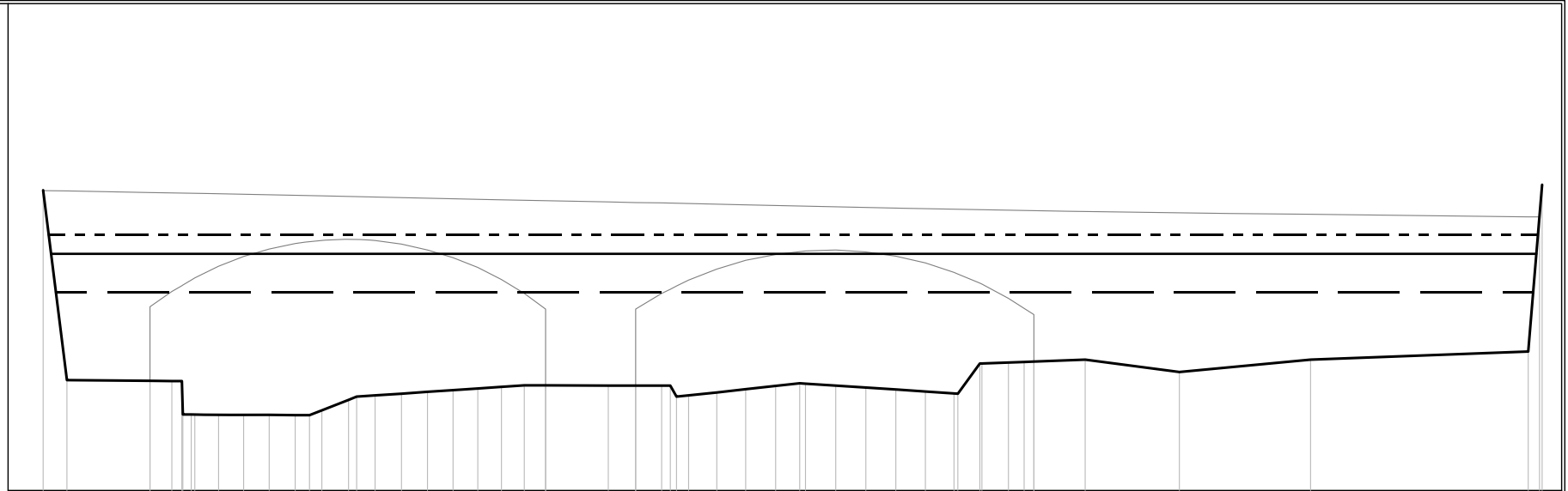
Torrente Carrlone
SEZIONE N° 00729PC15

LEGENDA:

- TR30 H =88.11 m. s.l.m. ————
- TR200 H =89.29 m. s.l.m. ————
- TR500 H =89.87 m. s.l.m. - - - - -

SCALA DISTANZE 1:200
SCALA QUOTE 1:200

82.00



PUNTI	2	3	4	6	7	9	11	12	13	14	15	16	17	18	19	20	21	22	23	24	25	26	28	29	30	32	34	35	36	37	38	40	41	42	43	44	46	48	50	52	53	54	55	56								
QUOTE [m s.l.m.]	91.25	85.40	85.38	85.37	85.37	84.34	84.33	84.33	84.33	84.32	84.32	84.47	84.79	84.89	84.93	84.98	85.04	85.09	85.14	85.19	85.24	85.24	85.23	85.23	85.23	84.93	85.02	85.12	85.22	85.30	85.23	85.17	85.11	85.05	84.99	85.91	85.94	85.96	85.97	86.03	85.65	86.03	86.28	90.46								
DISTANZE PROGRESSIVE [m]	5.49	6.22	8.78	9.45	9.76	10.05	10.89	11.66	12.45	13.25	13.69	14.07	14.89	15.14	15.71	16.52	17.32	18.11	18.87	19.60	20.30	20.96	22.89	23.73	24.53	24.80	25.36	26.23	27.12	28.04	28.78	29.89	30.82	31.74	32.65	33.53	34.33	35.21	35.69	35.99	37.57	40.47	44.51	51.21	51.56							
DISTANZE PARZIALI [m]		2.56																					1.93																							1.58	2.90	4.04		6.70		

Torrente Carrlone
SEZIONE N° 00727__15

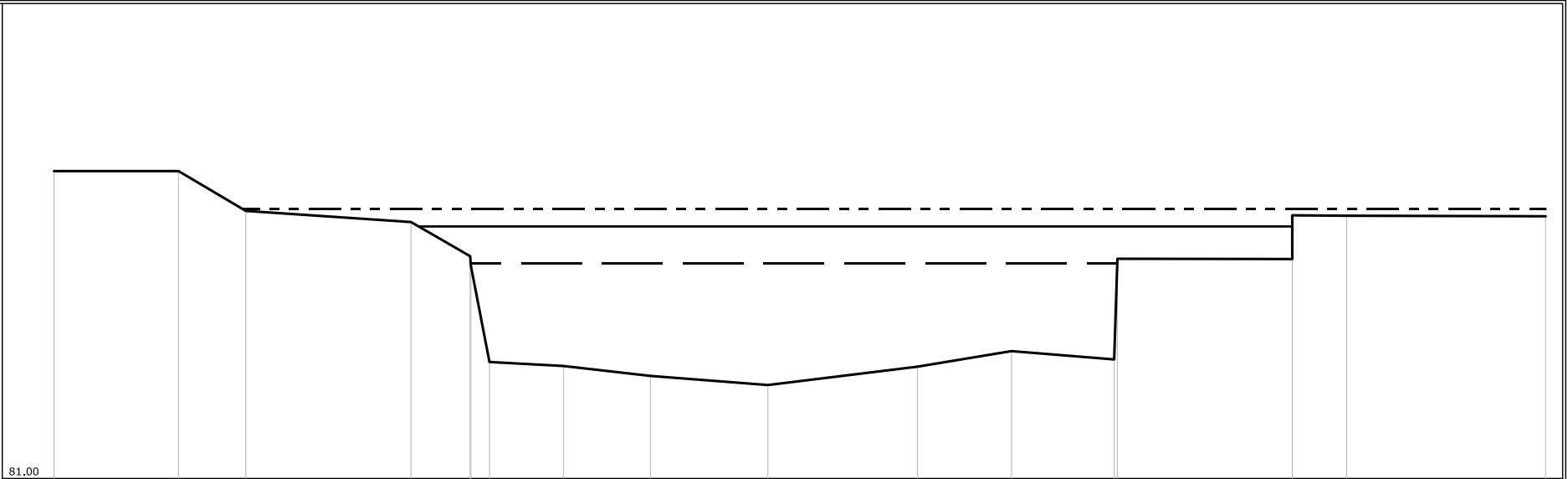
LEGENDA:

TR30 H =87.79 m. s.l.m. _____

TR200 H =88.96 m. s.l.m. _____

TR500 H =89.50 m. s.l.m. _____

SCALA DISTANZE 1:200
SCALA QUOTE 1:200



81.00

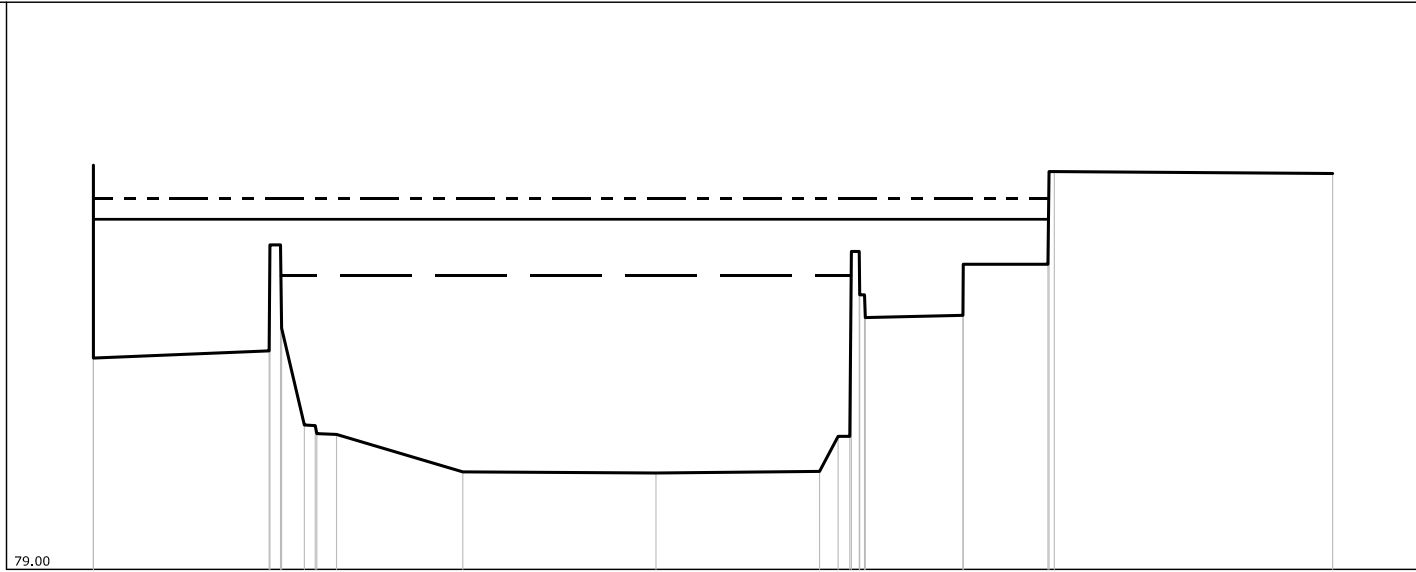
PUNTI	1	2	3	4	5	7	8	9	10	11	12	13	15	17	18
QUOTE [m s.l.m.]	90.71	90.71	89.45	89.10	88.02	84.68	84.55	84.24	83.95	84.53	85.02	84.76	87.93	89.30	89.28
DISTANZE PROGRESSIVE [m]	0.00	3.94	6.07	11.29	13.16	13.77	16.11	18.86	22.57	27.30	30.27	33.52	39.15	40.87	47.16
DISTANZE PARZIALI [m]		3.94	2.13	5.22	1.87	2.34	2.75	3.71	4.73	2.97	3.25	5.53	1.72	6.29	

Torrente Carrlone
SEZIONE N° 00717__15

LEGENDA:

- TR30 H =86.77 m. s.l.m.
- TR200 H =88.26 m. s.l.m.
- TR500 H =88.82 m. s.l.m.

SCALA DISTANZE 1:200
SCALA QUOTE 1:200



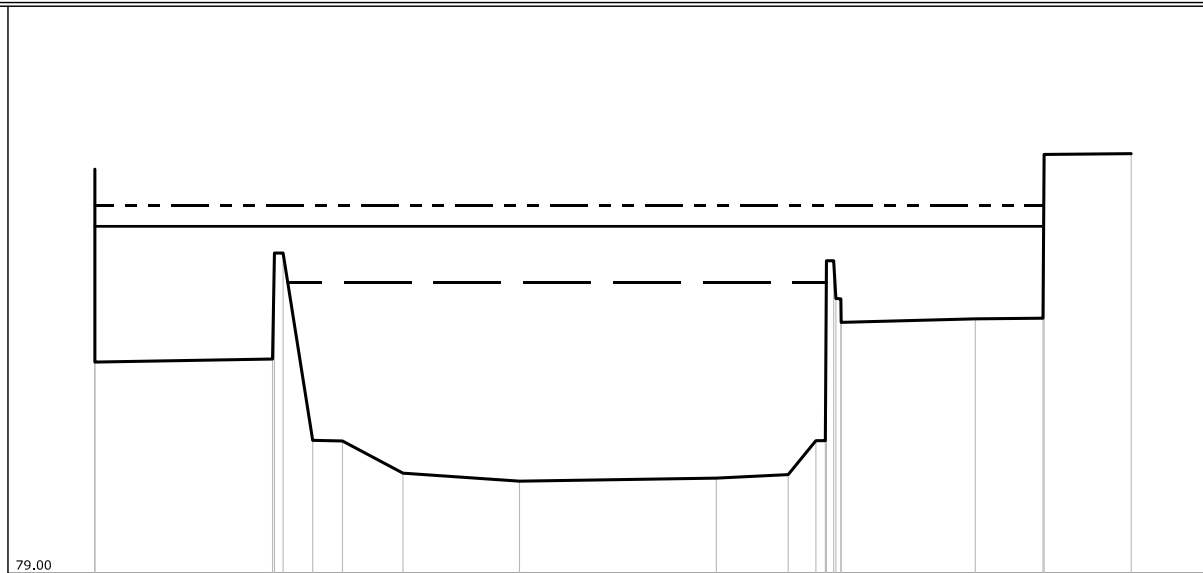
PUNTI	1	3	5	7	8	10	11	12	13	14	15	17	21	23	26
QUOTE [m s.l.m.]	89.69	84.78	87.58	82.82	82.80	82.57	81.58	81.55	81.59	82.52	87.41	85.72	87.07	89.47	
DISTANZE PROGRESSIVE [m]	0.00	4.65	4.95	5.58	5.87	6.43	9.77	14.88	19.21	19.70	20.26	23.00	25.25	32.78	
DISTANZE PARZIALI [m]		4.65				3.34	5.11	4.33				2.58	2.24	7.36	

Torrente Carrione
 SEZIONE N° 00714__15

LEGENDA:

- TR30 H = 86.70 m. s.l.m.
- TR200 H = 88.18 m. s.l.m.
- TR500 H = 88.74 m. s.l.m.

SCALA DISTANZE 1:200
 SCALA QUOTE 1:200



PUNTI	1	3	5	6	7	8	9	10	11	12	13	16	19	20	22
QUOTE [m s.l.m.]	89.69	84.57	87.47	82.52	82.50	81.65	81.44	81.52	81.61	82.51	86.27	85.73	85.75	90.10	
DISTANZE PROGRESSIVE [m]	0.00	4.70	4.98	5.76	6.55	8.15	11.23	16.44	18.34	18.97	19.60	23.29	25.08	27.41	
DISTANZE PARZIALI [m]		4.70			1.60	3.08	5.21	1.90				3.55	1.79	2.30	

Torrente Carrione
 SEZIONE N° 00710__15

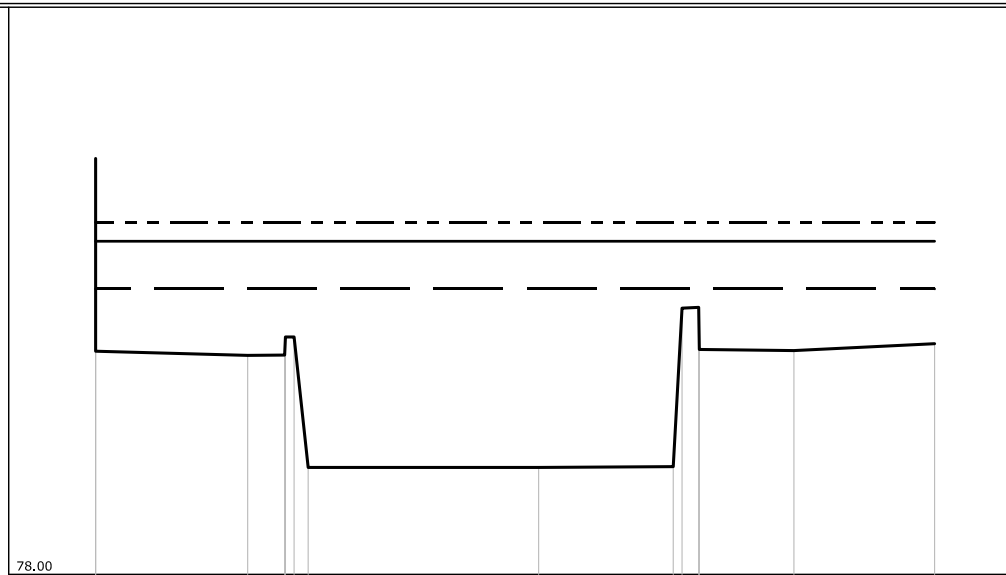
LEGENDA:

TR30 H =85.55 m. s.l.m.

TR200 H =86.81 m. s.l.m.

TR500 H =87.31 m. s.l.m.

SCALA DISTANZE 1:200
 SCALA QUOTE 1:200



PUNTI	1	3	4	6	7	8	9	11	13	14
QUOTE [m s.l.m.]	89.00	83.79	83.80	83.98	80.83	80.83	80.85	85.06	83.92	84.10
DISTANZE PROGRESSIVE [m]	0.00	4.02	5.00	5.26	5.62	11.72	15.28	15.95	18.47	22.19
DISTANZE PARZIALI [m]		4.02	0.98			6.10	3.56		2.50	3.72

Torrente Carrfone
SEZIONE N° 00709PC15

LEGENDA:

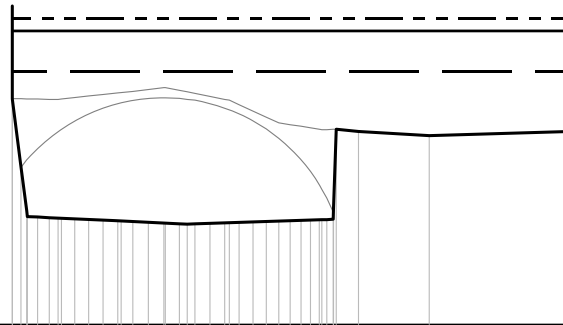
TR30 H =84.68 m. s.l.m. _____

TR200 H =85.76 m. s.l.m. _____

TR500 H =86.09 m. s.l.m. _____

SCALA DISTANZE 1:200
SCALA QUOTE 1:200

78.00



PUNTI	1	4	6	7	9	10	11	12	13	15	16	17	19	21	22	23	25	26	27	28	29	30	31	35	38	39	40
QUOTE [m s.l.m.]	86.42	86.01	80.84	80.82	80.80	80.77	80.76	80.74	80.72	80.70	80.68	80.66	80.66	80.67	80.68	80.70	80.72	80.72	80.73	80.74	80.74	80.76	80.76	83.10	83.10	82.99	83.10
DISTANZE PROGRESSIVE [m]	0.00	0.38	0.98	0.98	1.26	2.02	2.40	2.79	3.19	3.60	4.01	4.42	4.83	5.23	5.62	6.00	6.27	6.72	7.05	7.35	7.88	7.88	8.49	9.16	11.03	14.75	
DISTANZE PARZIALI [m]																								1.87	3.72		

Torrente Carrione
 SEZIONE N° 00707__15

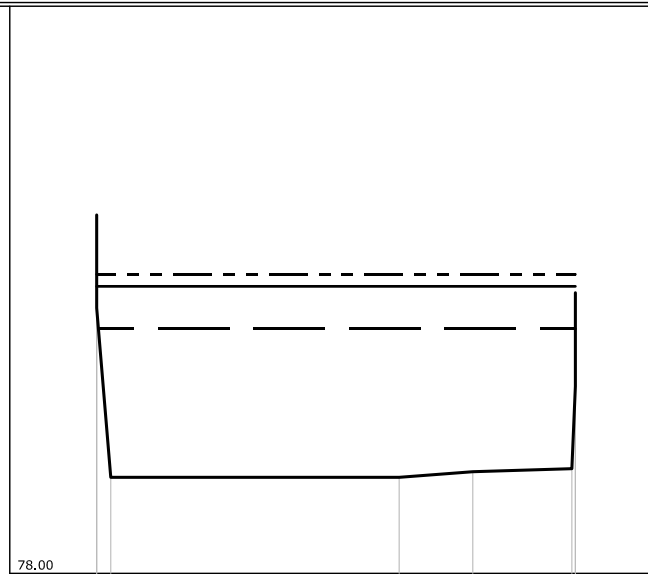
LEGENDA:

TR30 H =84.47 m. s.l.m. _____

TR200 H =85.59 m. s.l.m. _____

TR500 H =85.91 m. s.l.m. - - - - -

SCALA DISTANZE 1:200
 SCALA QUOTE 1:200



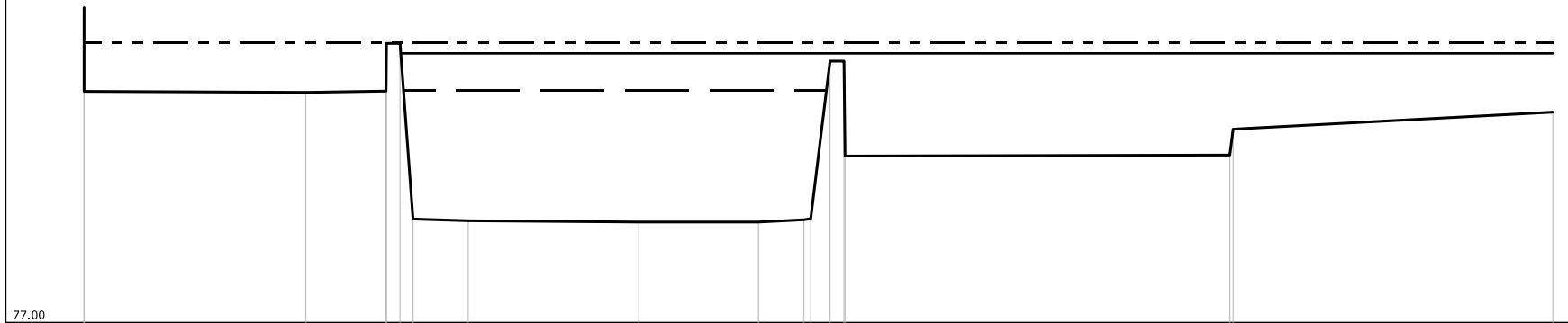
PUNTI	1	3	4	5	6
QUOTE [m s.l.m.]	87.48	80.54	80.54	80.69	80.77
DISTANZE PROGRESSIVE [m]	0.00	0.37	8.00	9.95	12.57
DISTANZE PARZIALI [m]			7.63	1.95	2.62

Torrente Carrfone
 SEZIONE N° 00701__15

LEGENDA:

- TR30 H =83.81 m. s.l.m. _____
- TR200 H =84.91 m. s.l.m. _____
- TR500 H =85.21 m. s.l.m. - - - - -

SCALA DISTANZE 1:200
 SCALA QUOTE 1:200



PUNTI	1	3	4	6	7	8	9	10	11	13	14	16	18
QUOTE [m s.l.m.]	86.25	83.76	83.80	85.20	80.04	79.99	79.95	79.95	80.02	84.68	84.68	81.92	83.18
DISTANZE PROGRESSIVE [m]	0.00	6.51	8.87	9.28	9.66	11.28	16.29	19.81	21.14	21.91	22.32	33.65	43.14
DISTANZE PARZIALI [m]		6.51	2.36		1.62	5.01	3.52	1.33				11.30	9.39

Torrente Carrione
 SEZIONE N° 00690BB15

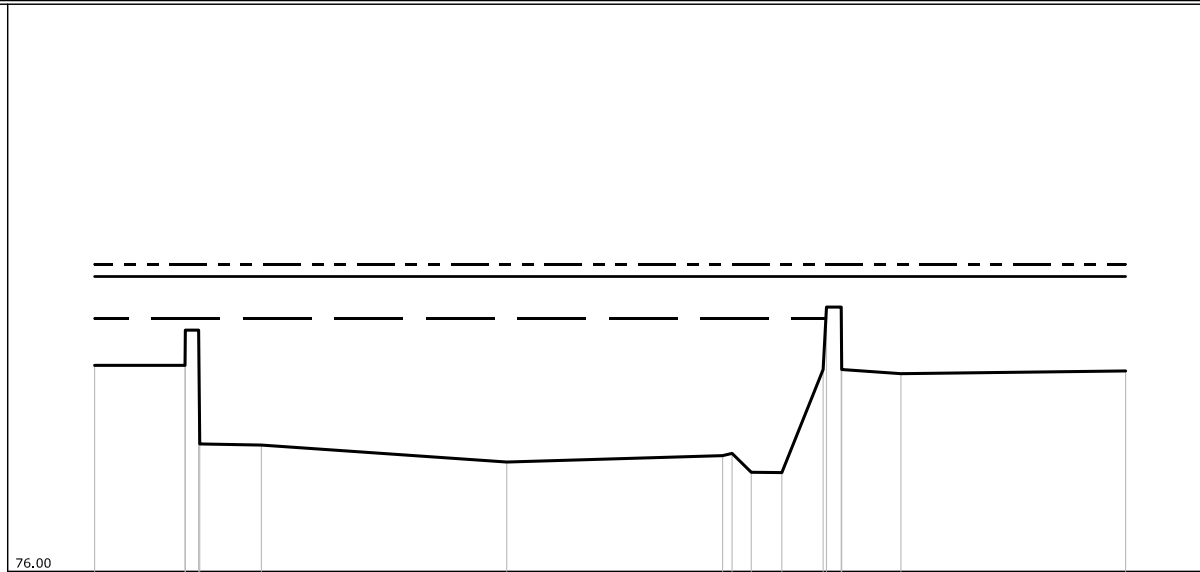
LEGENDA:

TR30 H =82.69 m. s.l.m.

TR200 H =83.80 m. s.l.m.

TR500 H =84.12 m. s.l.m.

SCALA DISTANZE 1:200
 SCALA QUOTE 1:200



PUNTI	1	2	4	6	7	8	9	10	11	12	14	16	17
QUOTE [m s.l.m.]	81.45	81.45	82.38	79.34	76.89	78.06	78.12	78.62	78.61	81.34	82.99	81.23	81.30
DISTANZE PROGRESSIVE [m]	0.00	2.39	2.75	4.41	10.90	16.81	16.86	17.37	18.18	19.27	19.75	21.33	27.27
DISTANZE PARZIALI [m]		2.39	1.63	6.49	5.71				1.09	1.57	5.94		

Torrente Carrione
 SEZIONE N° 00690BC15

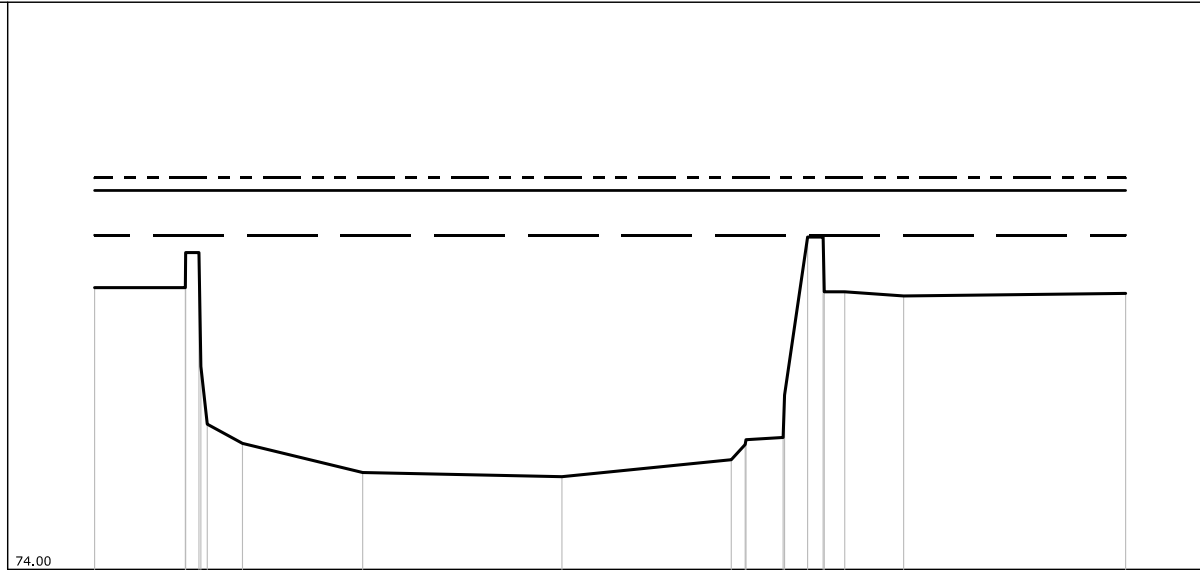
LEGENDA:

TR30 H =82.84 m. s.l.m.

TR200 H =84.02 m. s.l.m.

TR500 H =84.35 m. s.l.m.

SCALA DISTANZE 1:200
 SCALA QUOTE 1:200



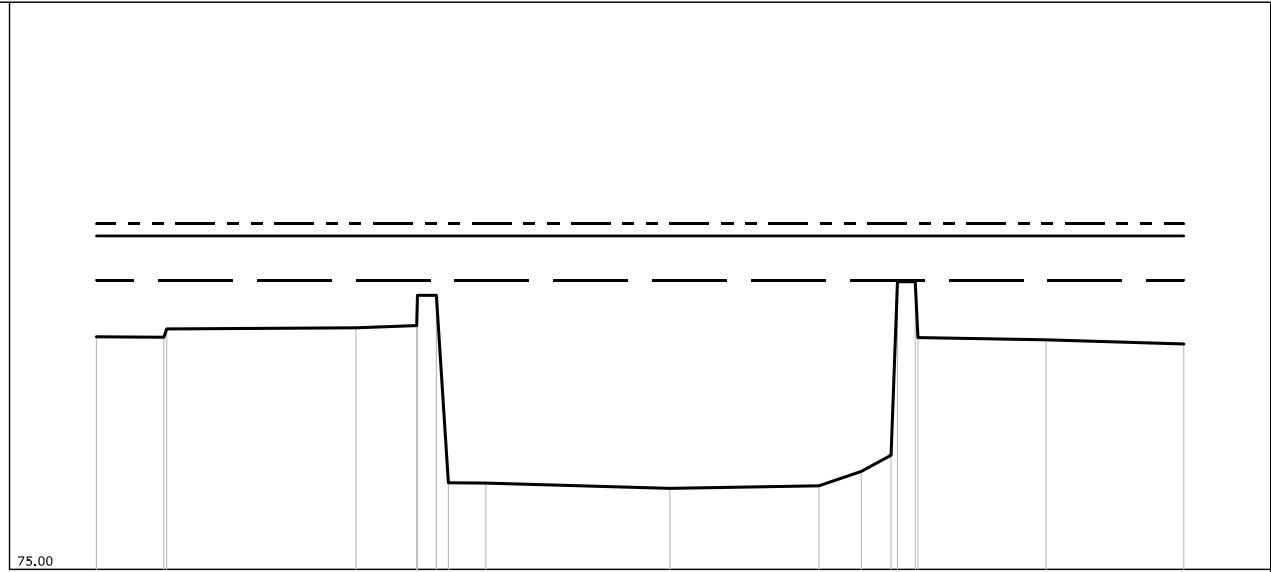
PUNTI	1	2	4	7	8	9	10	11	13	15	16	18	19	20
QUOTE [m s.l.m.]	81.45	81.45	82.38	77.33	76.56	76.45	76.90	77.30	77.49	82.79	82.79	81.34	81.23	81.30
DISTANZE PROGRESSIVE [m]	0.00	2.40	2.76	3.91	7.09	12.36	16.84	17.21	18.21	18.86	19.27	19.84	21.40	27.27
DISTANZE PARZIALI [m]		2.40		3.18	5.27	4.48	0.98					1.56	5.87	

Torrente Carrione
SEZIONE N° 00689__15

LEGENDA:

- TR30 H =82.65 m. s.l.m.
- TR200 H =83.82 m. s.l.m.
- TR500 H =84.14 m. s.l.m.

SCALA DISTANZE 1:200
SCALA QUOTE 1:200



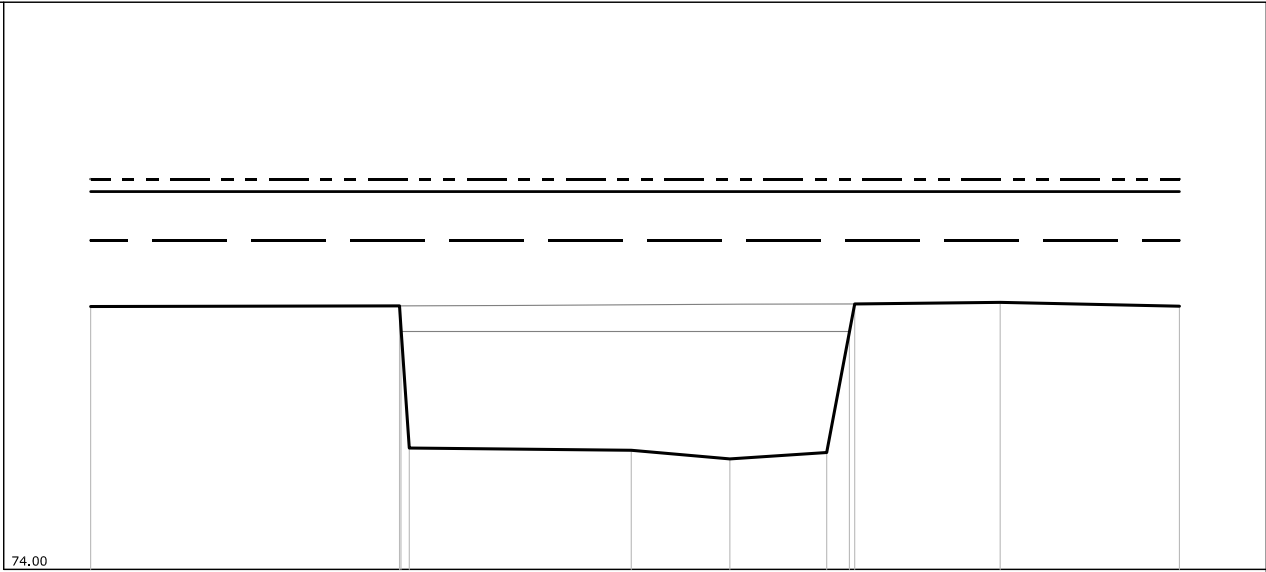
PUNTI	1	2		4	5	7	8	9		10		11	12	13	15		17		18
QUOTE [m s.l.m.]	81.15	81.14		81.39	81.45	82.25	77.29	77.28		77.14		77.21	77.59	78.02	82.61		81.07		80.96
DISTANZE PROGRESSIVE [m]	0.00	1.78		6.86	8.47	8.99	9.31	10.30		15.17		19.11	20.23	21.02	21.66		25.12		28.76
DISTANZE PARZIALI [m]		1.78		5.00	1.61		0.99		4.87		3.94	1.12			3.39		3.64		

Torrente Carrione
 SEZIONE N° 00688PB15

LEGENDA:

- TR30 H =82.70 m. s.l.m.
- TR200 H =83.99 m. s.l.m.
- TR500 H =84.32 m. s.l.m.


SCALA DISTANZE 1:200
 SCALA QUOTE 1:200





PUNTI	1	24	5	6	7	8	10	11
QUOTE [m s.l.m.]	80.95	80.97 77.21	77.15	76.92	77.09	80.28	81.06	80.96
DISTANZE PROGRESSIVE [m]	0.00	8.17 8.43	14.30	16.91	19.47	20.07	24.06	28.80
DISTANZE PARZIALI [m]		8.17	5.87	2.61	2.56	3.85	4.74	

Torrente Carrione
SEZIONE N° 00688PC15

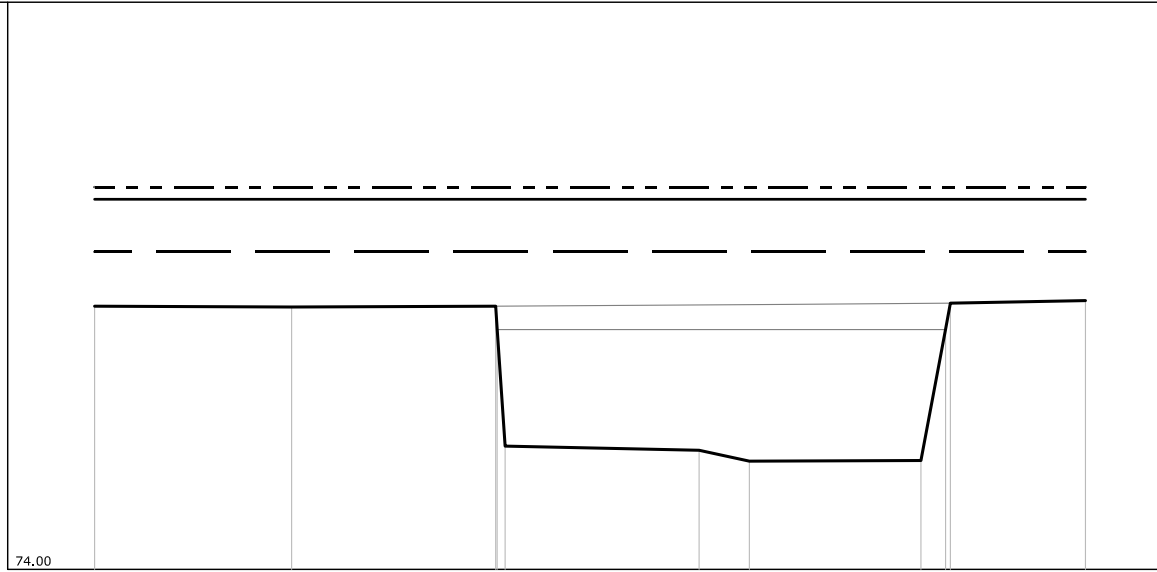
LEGENDA:

TR30 H =82.40 m. s.l.m. 

TR200 H =83.79 m. s.l.m. 

TR500 H =84.11 m. s.l.m. 


SCALA DISTANZE 1:200
SCALA QUOTE 1:200





PUNTI	1	2	3	4	5	6	7	8	9	10	11
QUOTE [m s.l.m.]	80.96	80.94	80.96	77.26	77.15	76.86	76.88	80.35	81.11		
DISTANZE PROGRESSIVE [m]	0.00	5.21	10.81	10.86	15.99	17.32	21.86	22.51	26.21		
DISTANZE PARZIALI [m]		5.21	5.40	5.13	1.33	4.54	3.57				

Torrente Carrione
 SEZIONE N° 00687PB15

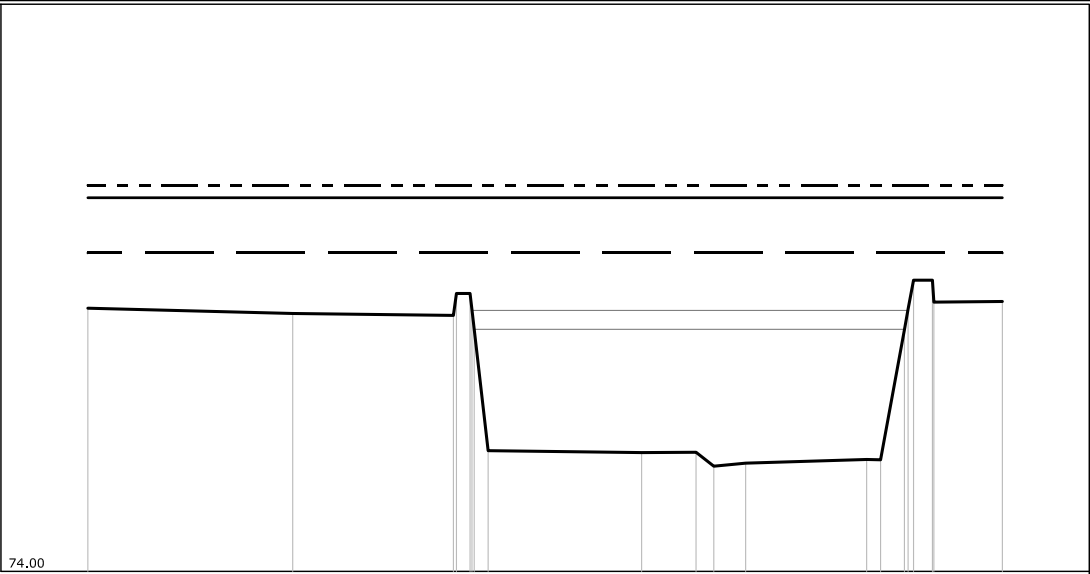
LEGENDA:

TR30 H =82.42 m. s.l.m. 

TR200 H =83.88 m. s.l.m. 

TR500 H =84.21 m. s.l.m. 

SCALA DISTANZE 1:200
 SCALA QUOTE 1:200



PUNTI	1	2	3	5	8	9	10	11	12	13	14	17	18	20
QUOTE [m s.l.m.]	80.96	80.82	80.77	81.35	77.19	77.14	77.15	76.78	76.86	76.96	76.95	81.70	81.70	81.14
DISTANZE PROGRESSIVE [m]	0.00	5.42	9.67	10.11	10.59	14.65	16.09	16.56	17.40	20.60	20.97	21.84	22.34	24.19
DISTANZE PARZIALI [m]		5.42		4.25		4.06	1.44		3.20			1.81		

Torrente Carrfone
 SEZIONE N° 00687PC15

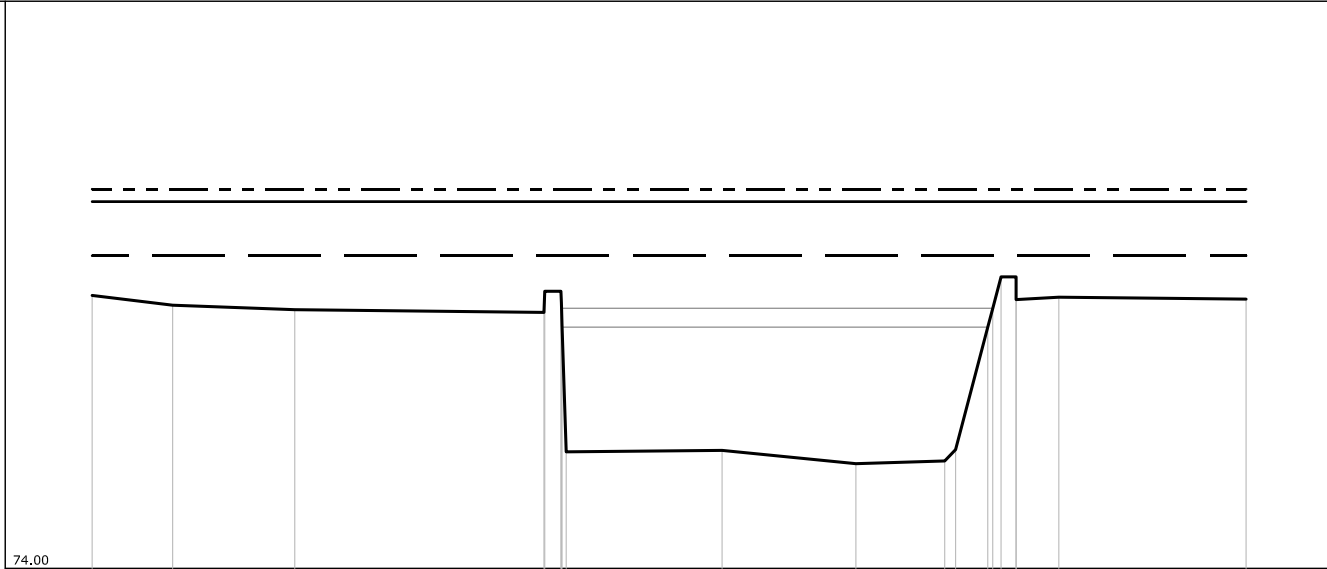
LEGENDA:

TR30 H =82.27 m. s.l.m. _____

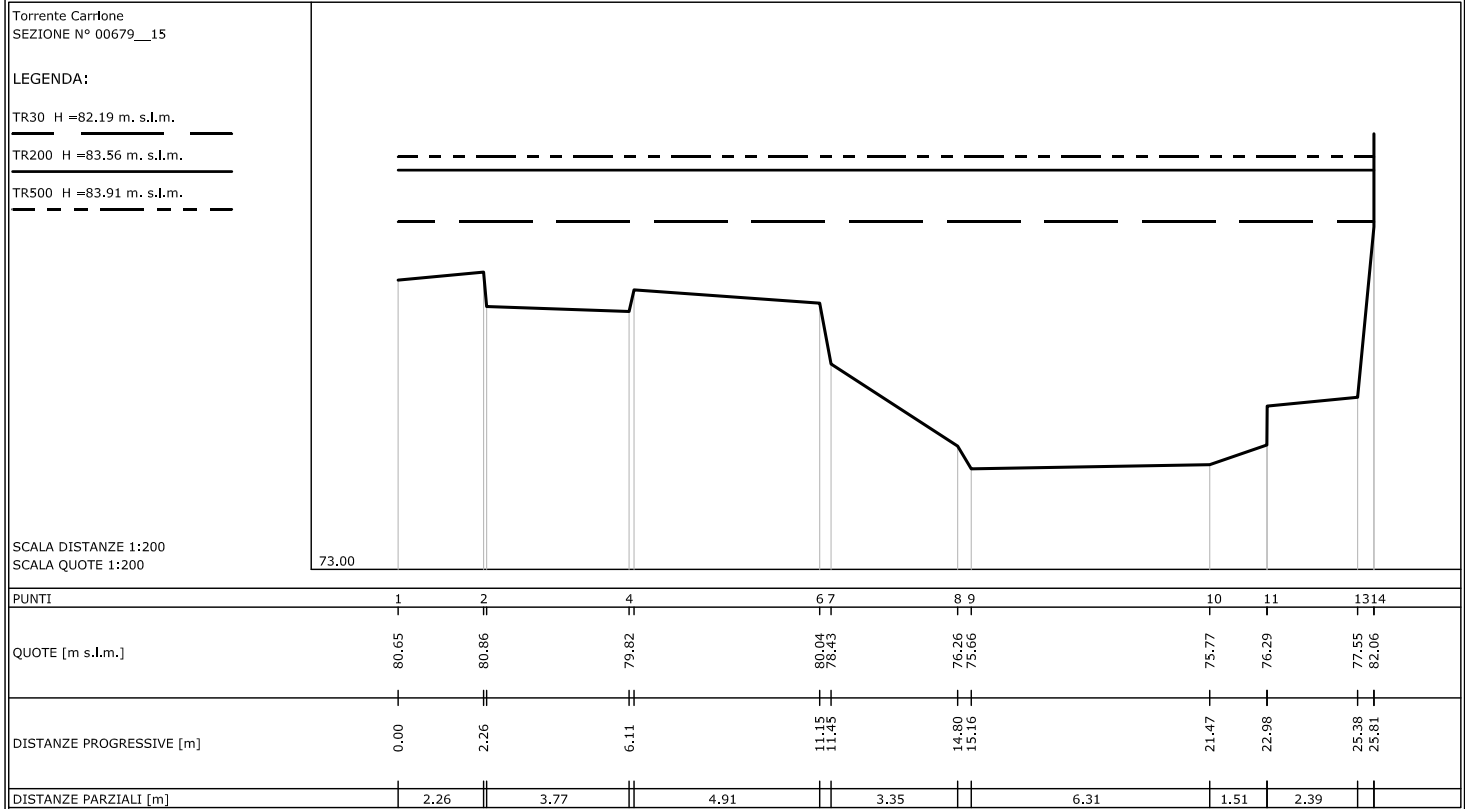
TR200 H =83.70 m. s.l.m. _____

TR500 H =84.03 m. s.l.m. _____

SCALA DISTANZE 1:200
 SCALA QUOTE 1:200



PUNTI	1	2	3	4	6	10	11	12	13	14	16	17	19	20
QUOTE [m s.l.m.]	81.22	80.96	80.84	80.77	81.33	77.12	76.77	76.84	77.14	80.38	81.71	81.71	81.17	81.12
DISTANZE PROGRESSIVE [m]	0.00	2.13	5.36	11.95	12.40	16.66	20.20	22.55	22.84	23.69	24.04	24.44	25.57	30.52
DISTANZE PARZIALI [m]		2.13	3.23	6.59		4.12	3.54	2.35				1.13	4.95	

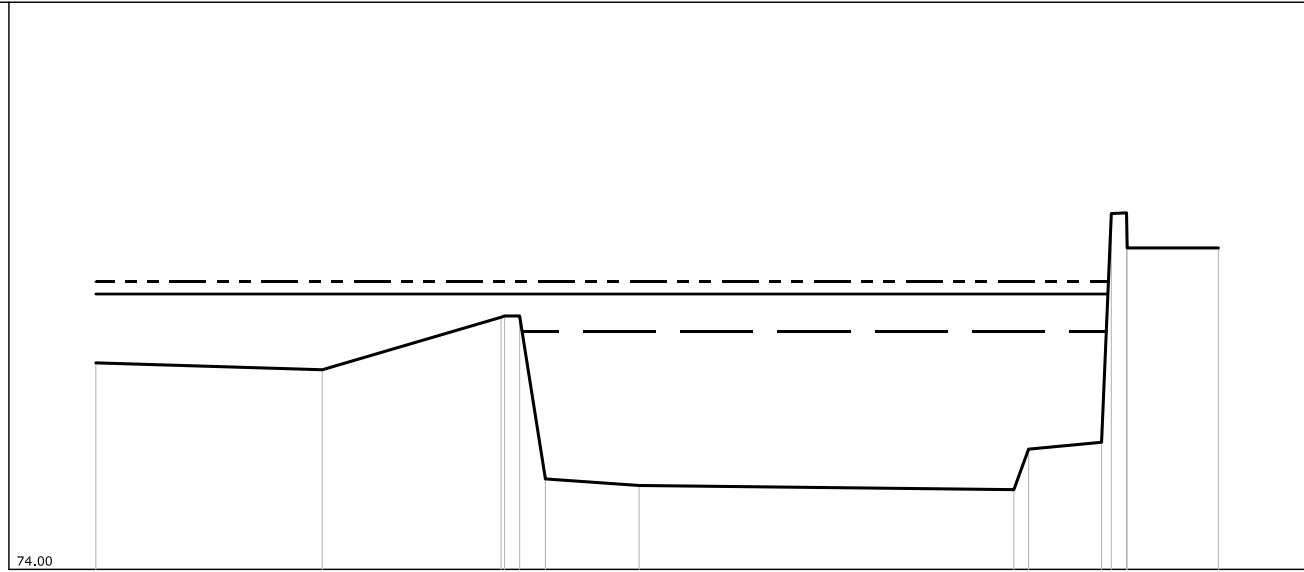


Torrente Carrlone
 SEZIONE N° 00677__15

LEGENDA:

- TR30 H =80.28 m. s.l.m.
- TR200 H =81.28 m. s.l.m.
- TR500 H =81.61 m. s.l.m.

SCALA DISTANZE 1:200
 SCALA QUOTE 1:200



PUNTI	1	2	3	5	6	7	8	9	10	11	12	14
QUOTE [m s.l.m.]	79.46	79.28	80.67	80.70	76.39	76.22	76.11	77.18	75.26	83.21	83.43	82.50
DISTANZE PROGRESSIVE [m]	0.00	5.99	10.72	11.21	11.89	14.37	24.28	24.67	26.60	26.86	27.26	29.69
DISTANZE PARZIALI [m]		5.99	4.73			2.48	9.91		1.93		2.41	

Torrente Carrione
 SEZIONE N° 00671__15

LEGENDA:

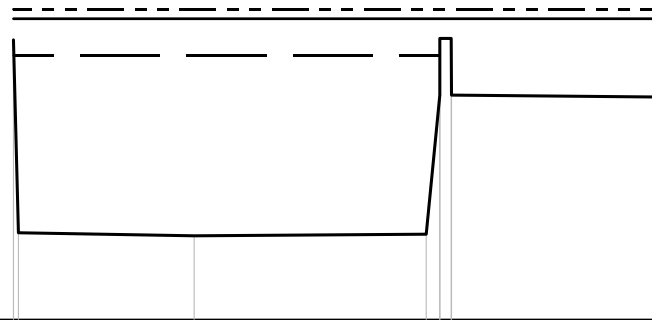
TR30 H =79.98 m. s.l.m. _____

TR200 H =80.95 m. s.l.m. _____

TR500 H =81.20 m. s.l.m. - - - - -

SCALA DISTANZE 1:200
 SCALA QUOTE 1:200

73.00



PUNTI	1	3	4	5	7	9
QUOTE [m s.l.m.]	80.39	75.21	75.25	78.93	80.43	78.88
DISTANZE PROGRESSIVE [m]	0.00	4.78	10.92	11.28	11.58	17.07
DISTANZE PARZIALI [m]		4.65	6.14		5.48	

Torrente Carrlone
 SEZIONE N° 00670PB15

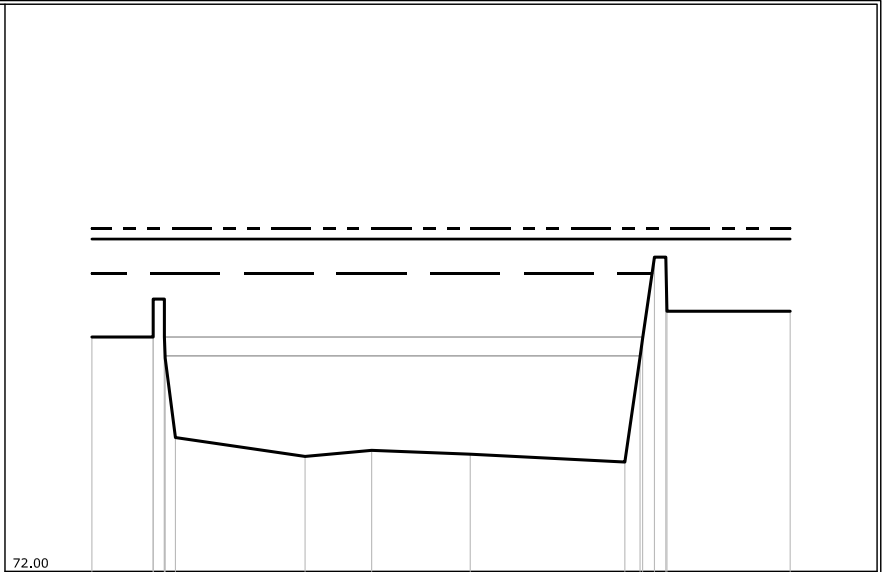
LEGENDA:

TR30 H =79.88 m. s.l.m. ———

TR200 H =80.79 m. s.l.m. ———

TR500 H =81.07 m. s.l.m. - - - - -

SCALA DISTANZE 1:200
 SCALA QUOTE 1:200



PUNTI	1	2	4	7	8	9	10	11	12	14	5	17
QUOTE [m s.l.m.]	78.20	78.20	79.20	75.54	75.04	75.20	75.10	74.89	77.67	80.31	80.31	78.88
DISTANZE PROGRESSIVE [m]	0.00	1.62	3.97	2.21	5.64	7.40	10.01	14.10	14.50	14.88	15.18	18.47
DISTANZE PARZIALI [m]		1.62		3.43	1.76	2.61	4.09				3.26	

Torrente Carrlone
SEZIONE N° 00670PC15

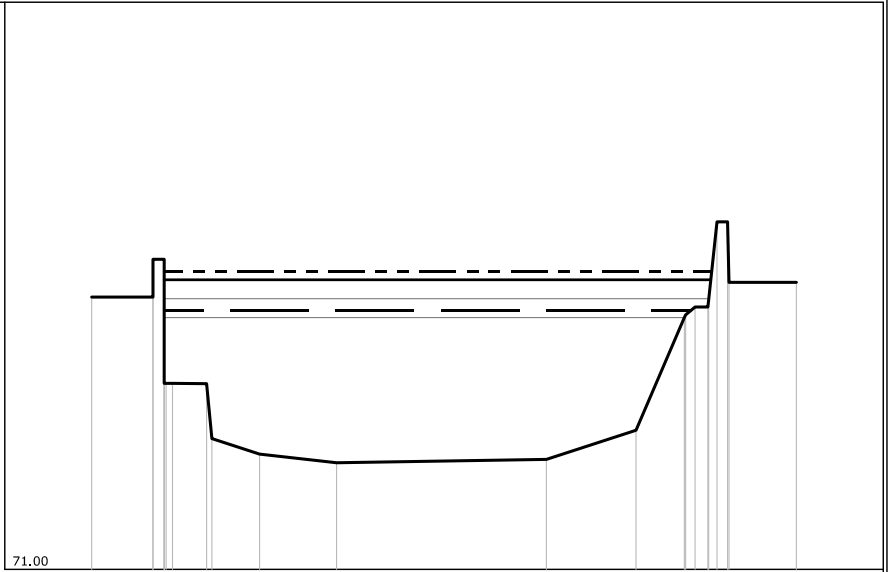
LEGENDA:

TR30 H =77.84 m. s.l.m. _____

TR200 H =78.66 m. s.l.m. _____

TR500 H =78.87 m. s.l.m. _____


SCALA DISTANZE 1:200
SCALA QUOTE 1:200





PUNTI	1	2	4	9	11	12	13	14	19	18	21	23
QUOTE [m s.l.m.]	76.20	76.20	76.20	75.91	74.05	73.82	73.91	74.68	77.66	77.84	80.19	78.59
DISTANZE PROGRESSIVE [m]	0.00	1.62	1.92	3.04	4.44	6.48	12.03	14.40	15.68	16.30	16.82	18.64
DISTANZE PARZIALI [m]		1.62		1.26	2.04	5.55	2.37	1.28			1.78	

Torrente Carrlone
 SEZIONE N° 00661BB15

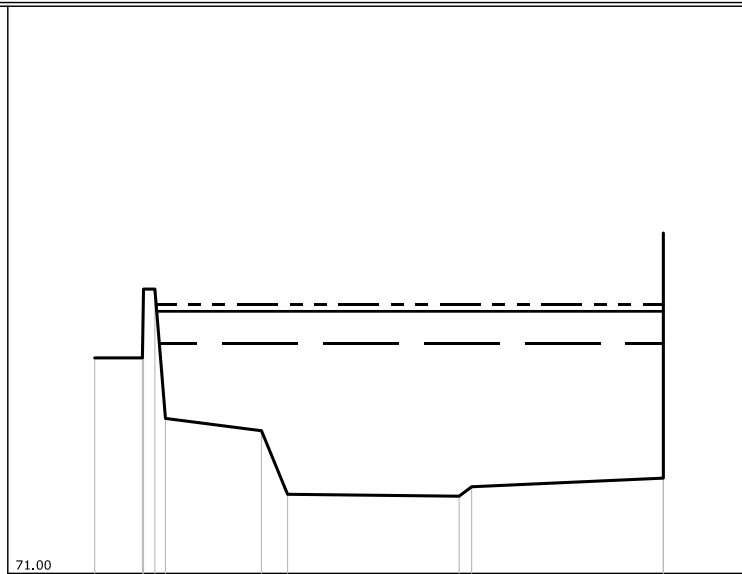
LEGENDA:

TR30 H = 77.09 m. s.l.m. 

TR200 H = 77.93 m. s.l.m. 

TR500 H = 78.12 m. s.l.m. 

SCALA DISTANZE 1:200
 SCALA QUOTE 1:200



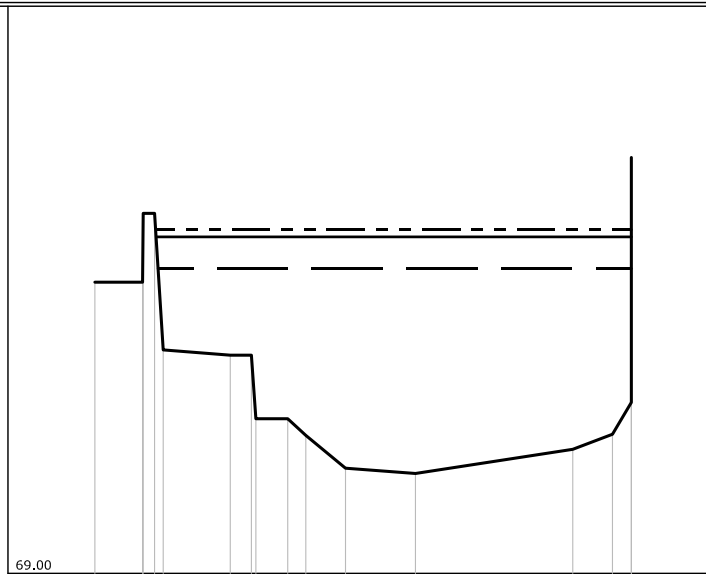
PUNTI	1	2	4	5	6	7	8	9	10	
QUOTE [m s.l.m.]	76.70	76.70	78.52	75.10	74.77	73.09	73.04	73.29	73.52	
DISTANZE PROGRESSIVE [m]	0.00	1.26	1.89	1.87	4.41	5.10	9.64	9.97	15.04	
DISTANZE PARZIALI [m]		1.26			2.54				4.54	5.07

Torrente Carrlone
SEZIONE N° 00661BC15

LEGENDA:

- TR30 H = 77.06 m. s.l.m.
- TR200 H = 77.90 m. s.l.m.
- TR500 H = 78.09 m. s.l.m.

SCALA DISTANZE 1:200
SCALA QUOTE 1:200



PUNTI	1	2	4	6	7	9	10	11	12	13	14	15
QUOTE [m s.l.m.]	76.70	76.70	78.52	74.77	74.77	73.09	72.65	71.78	71.64	72.28	72.68	73.52
DISTANZE PROGRESSIVE [m]	0.00	1.26	1.58	3.58	4.14	5.10	5.58	6.63	8.48	12.64	13.69	14.19
DISTANZE PARZIALI [m]		1.26	1.77				1.05	1.85	4.16	1.05		

Torrente Carrlone
SEZIONE N° 00659__15

LEGENDA:

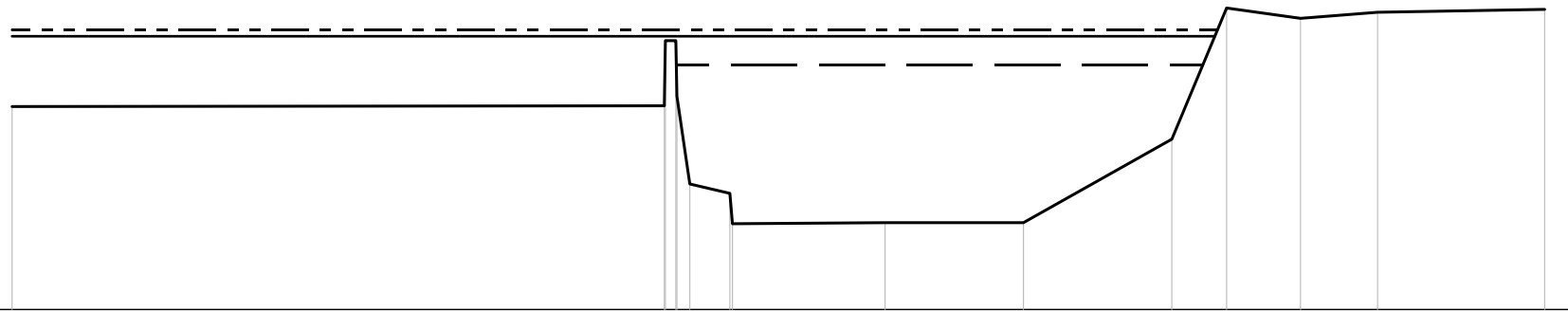
TR30 H =76.81 m. s.l.m. _____

TR200 H =77.62 m. s.l.m. _____

TR500 H =77.80 m. s.l.m. _____

SCALA DISTANZE 1:200
SCALA QUOTE 1:200


70.00





PUNTI	1	2	4	6	7	9	10	11	12	13	14	15		
QUOTE [m s.l.m.]	75.66	75.68	77.50	73.50	73.24	72.42	72.42	74.75	78.41	78.12	78.29	78.37		
DISTANZE PROGRESSIVE [m]	0.00	18.20	18.52	18.91	20.03	24.36	28.22	32.36	33.89	35.95	38.10	42.76		
DISTANZE PARZIALI [m]		18.20		1.12		4.26		3.86		4.14	1.53	2.06	2.15	4.66

Torrente Carrfone
 SEZIONE N° 00652__15

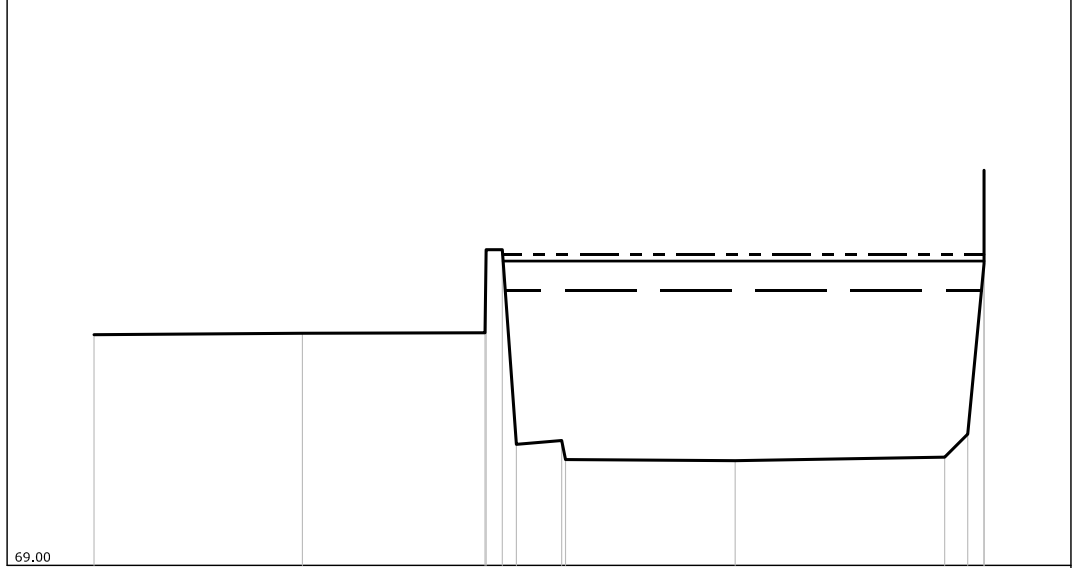
LEGENDA:

TR30 H = 76.26 m. s.l.m. 

TR200 H = 77.05 m. s.l.m. 

TR500 H = 77.22 m. s.l.m. 

SCALA DISTANZE 1:200
 SCALA QUOTE 1:200



PUNTI	1	2	3	4	5	6	7	8	9	10	11	12
QUOTE [m s.l.m.]	75.10	75.14	75.15	75.15	77.35	72.20	72.30		71.77	71.86	72.47	76.98
DISTANZE PROGRESSIVE [m]	0.00	5.51	10.34	10.80	11.17		12.37		16.96	22.50	23.11	23.54
DISTANZE PARZIALI [m]		5.51		4.83		1.20		4.49		5.54		

Torrente Carrione
SEZIONE N° 00650PB15

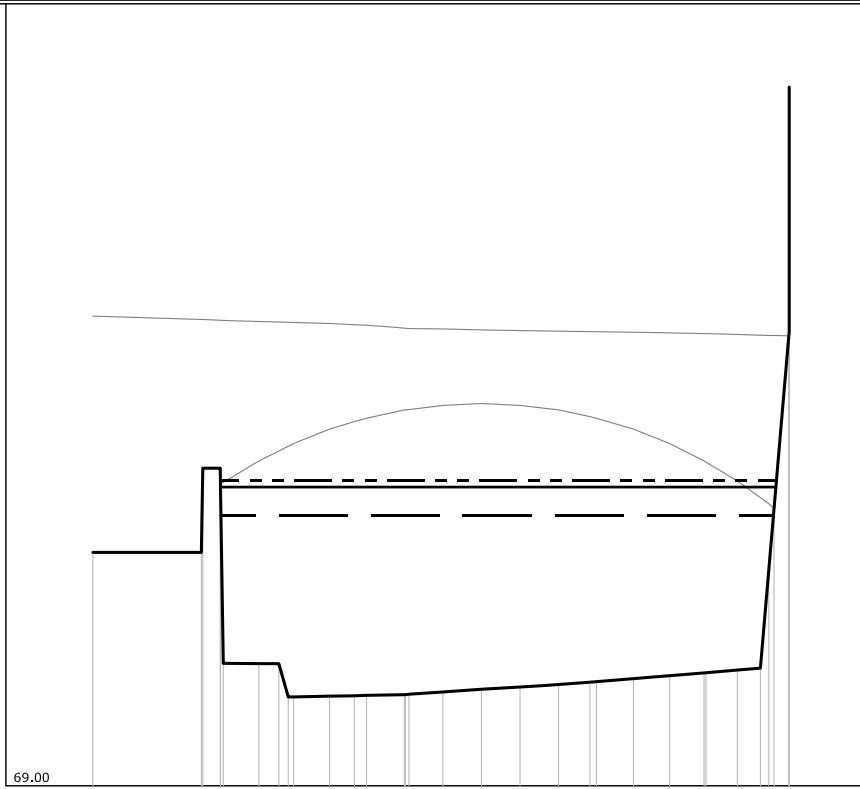
LEGENDA:

TR30 H = 76.15 m. s.l.m. _____

TR200 H = 76.90 m. s.l.m. _____

TR500 H = 77.07 m. s.l.m. _____

SCALA DISTANZE 1:200
SCALA QUOTE 1:200



PUNTI	1	2	4	7	8	9	11	12	13	14	17	18	19	20	21	23	24	25	27	28	30	31
QUOTE [m s.l.m.]	75.17	75.17	77.40	72.23	71.83	71.53	71.37	71.38	71.39	71.41	71.48	71.55	71.61	71.68	71.74	71.83	71.91	71.99	72.06	72.11	76.32	80.88
DISTANZE PROGRESSIVE [m]	0.00	2.87	3.37	4.39	4.97	5.17	6.26	6.92	7.24	8.24	9.26	10.28	11.30	12.32	13.15	14.30	15.26	16.17	17.05	17.66	18.02	18.41
DISTANZE PARZIALI [m]		2.87								1.00			1.02	1.02	1.02		0.98					

Torrente Carrione
 SEZIONE N° 00649__15

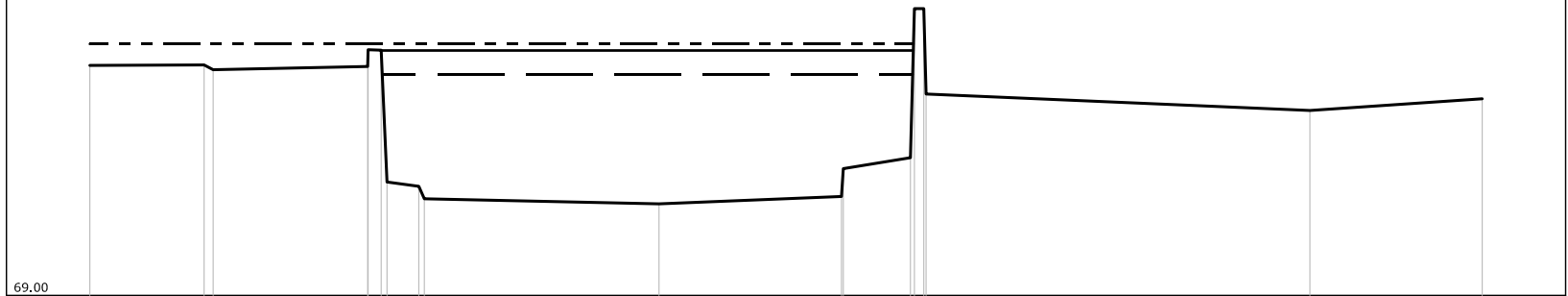
LEGENDA:

TR30 H = 75.08 m. s.l.m. ————

TR200 H = 75.74 m. s.l.m. ————

TR500 H = 75.92 m. s.l.m. - - - - -

SCALA DISTANZE 1:200
 SCALA QUOTE 1:200



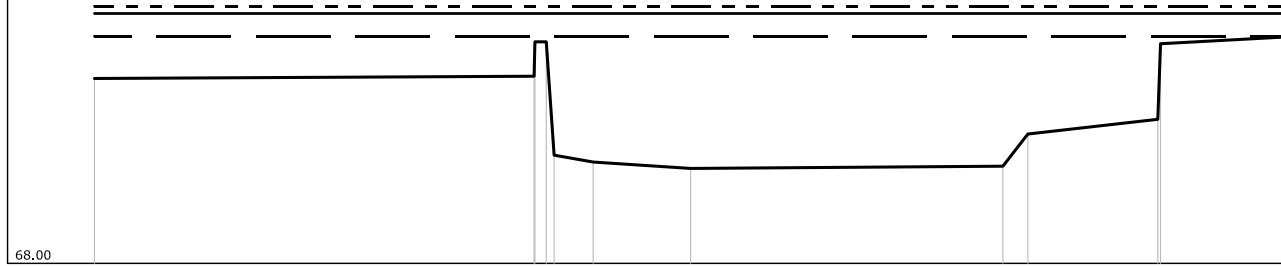
PUNTI	1	23	4	6	8	10	11	13	15	17	18
QUOTE [m s.l.m.]	75.33	75.34 75.21	75.30 75.75		72.00	71.52	71.72	72.79 76.89		74.09	74.41
DISTANZE PROGRESSIVE [m]	0.00	3.15 3.40	7.66 8.03		9.07	15.69	20.72	22.62 22.99		33.63	38.38
DISTANZE PARZIALI [m]		3.15	4.26			6.47	5.03	1.85		10.58	4.75

Torrente Carrione
 SEZIONE N° 00639__15

LEGENDA:

- TR30 H =74.01 m. s.l.m.
- TR200 H =74.61 m. s.l.m.
- TR500 H =74.80 m. s.l.m.


SCALA DISTANZE 1:200
 SCALA QUOTE 1:200




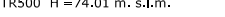
PUNTI	1	2	4	6	7	8	9	10	12
QUOTE [m s.l.m.]	72.89	72.95	73.86	70.68	70.51	70.57	71.42	71.81	73.99
DISTANZE PROGRESSIVE [m]	0.00	11.63	11.95	13.19	15.77	24.03	24.69	28.13	31.56
DISTANZE PARZIALI [m]		11.63	1.03	2.58		8.26		3.44	3.36

Torrente Carrione
 SEZIONE N° 00630__15

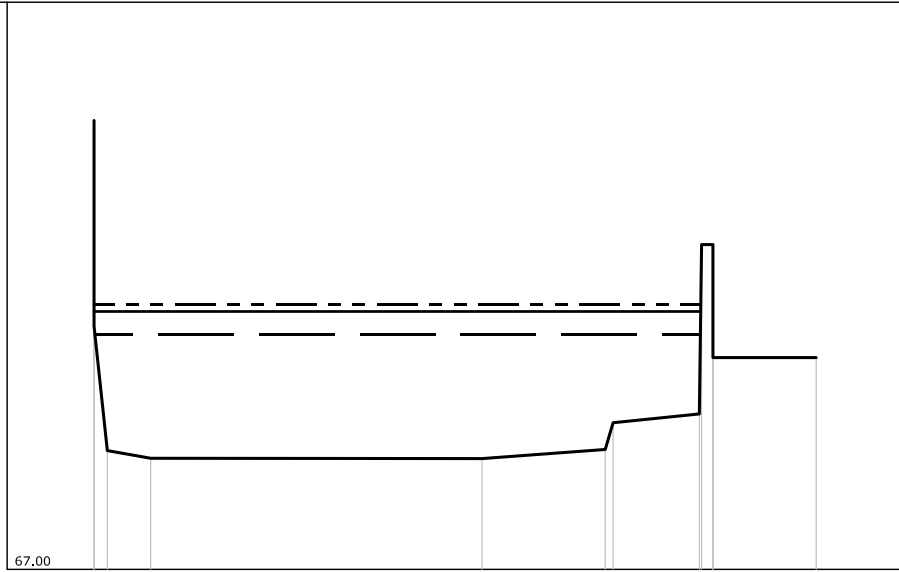
LEGENDA:

TR30 H = 73.22 m. s.l.m. 

TR200 H = 73.82 m. s.l.m. 

TR500 H = 74.01 m. s.l.m. 

SCALA DISTANZE 1:200
 SCALA QUOTE 1:200



PUNTI	1	3	4	5	6	8	10	12
QUOTE [m s.l.m.]	78.87	70.14	69.94	69.93	70.17	71.11	75.59	72.60
DISTANZE PROGRESSIVE [m]	0.00	0.35	1.50	10.26	13.52	16.01	16.37	19.10
DISTANZE PARZIALI [m]		1.15	8.76	3.26	2.28	2.73		

Torrente Carrfone
 SEZIONE N° 00622BB15

LEGENDA:

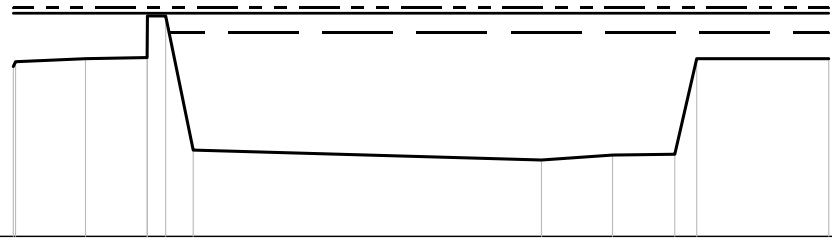
TR30 H =72.38 m. s.l.m. _____

TR200 H =72.90 m. s.l.m. _____

TR500 H =73.04 m. s.l.m. _____

SCALA DISTANZE 1:200
 SCALA QUOTE 1:200


67.00





PUNTI	1	3	4	6	7	8	9	10	11	12
QUOTE [m s.l.m.]	71.49	71.70	71.73	72.83	69.28	69.02	69.15	69.17	71.70	71.70
DISTANZE PROGRESSIVE [m]	0.00	1.91	3.54	4.03	4.76	13.97	15.85	17.50	18.08	21.57
DISTANZE PARZIALI [m]		1.85	1.63			9.21	1.88	1.65		3.49

Torrente Carrione
 SEZIONE N° 00622BC15

LEGENDA:

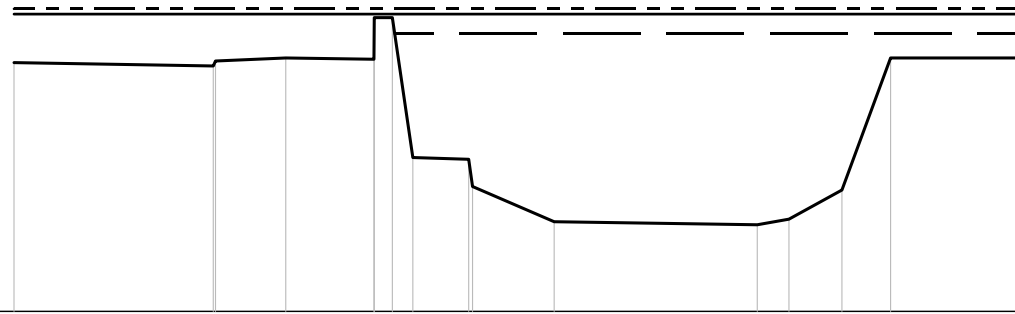
TR30 H = 72.34 m. s.l.m. 

TR200 H = 72.86 m. s.l.m. 

TR500 H = 73.00 m. s.l.m. 

SCALA DISTANZE 1:200
 SCALA QUOTE 1:200

65.00



PUNTI	1	2	4	5	7	8	9	11	12	13	14	15	16
QUOTE [m s.l.m.]	71.58	71.49	71.70	71.67	72.77	69.07	69.02	67.37	67.29	67.44	68.21	71.70	71.70
DISTANZE PROGRESSIVE [m]	0.00	5.27	7.19	9.52	10.01	10.55	12.03	14.29	19.66	20.50	21.90	23.19	26.51
DISTANZE PARZIALI [m]		5.27	1.86	2.33		1.48	2.16	5.37		1.40	1.29	3.32	

Torrente Carrione
SEZIONE N° 00620__15

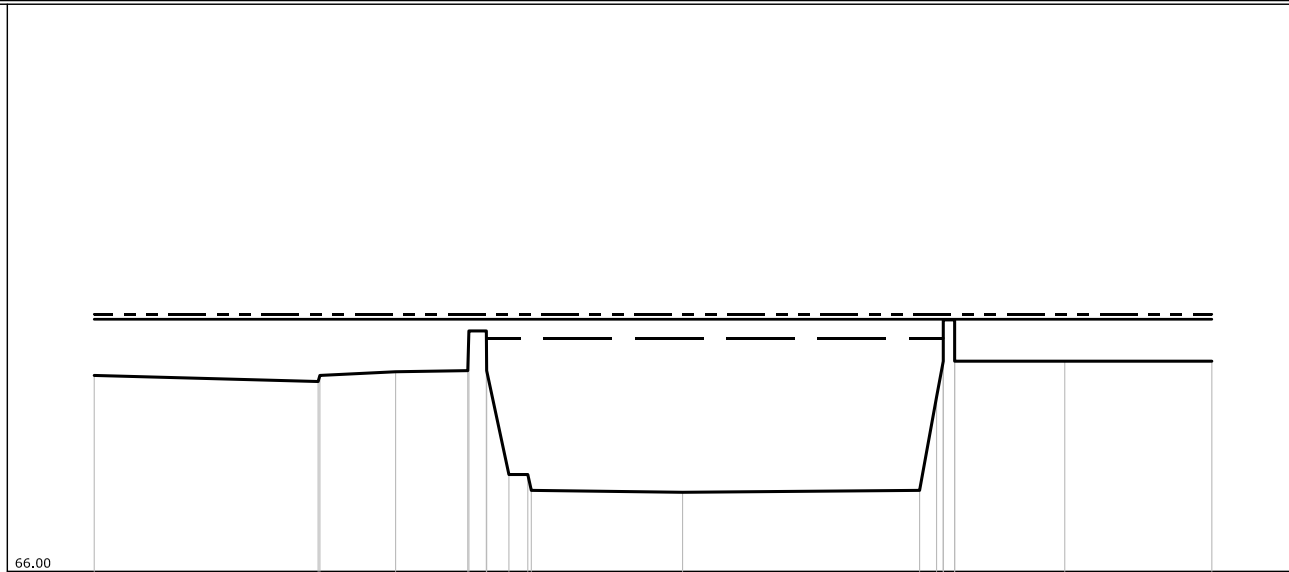
LEGENDA:

TR30 H =72.17 m. s.l.m. _____

TR200 H =72.67 m. s.l.m. _____

TR500 H =72.80 m. s.l.m. - - - - -

SCALA DISTANZE 1:200
SCALA QUOTE 1:200



PUNTI	1	2	4	5	7	9	10	12	13	14	17	19	20
QUOTE [m s.l.m.]	71.18	71.02	71.28	71.31	72.36	68.56	68.56	68.09	68.14	70.61	72.65	71.56	71.56
DISTANZE PROGRESSIVE [m]	0.00	5.92	7.97	9.88	10.37	10.97	11.47	15.56	21.83	22.28	22.76	25.67	29.56
DISTANZE PARZIALI [m]		5.92	2.00	1.91				4.00	6.27			2.91	3.89

Torrente Carrione
 SEZIONE N° 00613__15

LEGENDA:

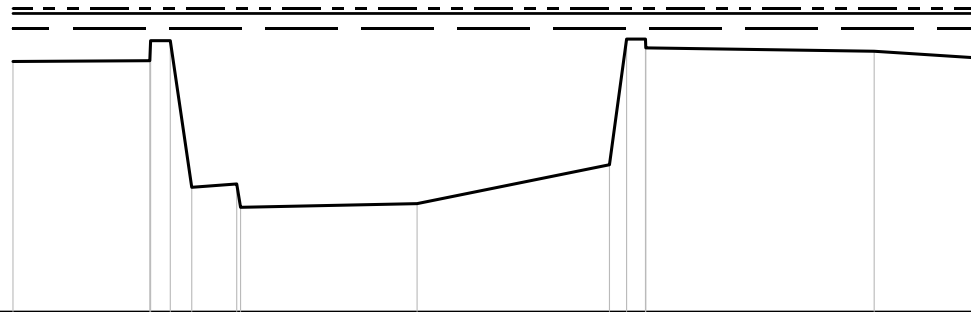
TR30 H =71.48 m. s.l.m. _____

TR200 H =71.88 m. s.l.m. _____

TR500 H =72.01 m. s.l.m. - - - - -

SCALA DISTANZE 1:200
 SCALA QUOTE 1:200


64.00





PUNTI	1	2	4	5	6	8	9	10	11	13	14
QUOTE [m s.l.m.]	70.61	70.63	71.16	67.28	67.37	66.85	67.88	71.20	71.20	70.88	70.71
DISTANZE PROGRESSIVE [m]	0.00	3.62	4.16	4.73	5.92	10.69	15.78	16.23	16.73	22.78	25.40
DISTANZE PARZIALI [m]		3.62		1.19		4.67		5.09		6.04	2.62

Torrente Carrlone
 SEZIONE N° 00613PB15

LEGENDA:

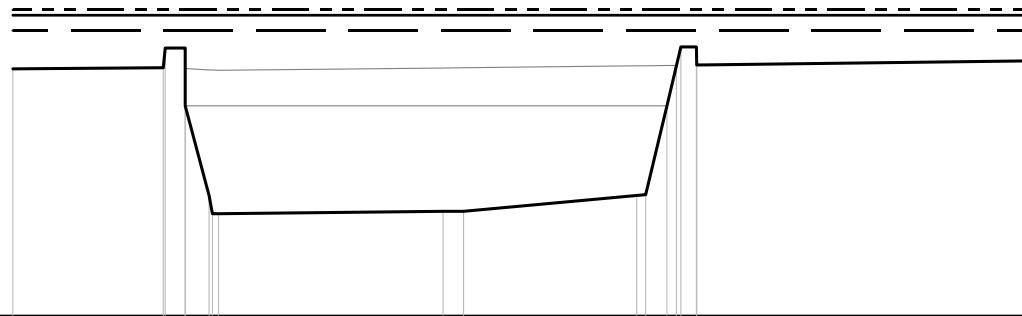
TR30 H = 71.53 m. s.l.m. 

TR200 H = 71.94 m. s.l.m. 

TR500 H = 72.08 m. s.l.m. 

SCALA DISTANZE 1:200
 SCALA QUOTE 1:200

64.00



PUNTI	1	2	4	6	8	9	10	11	13	14	16	18
QUOTE [m s.l.m.]	70.52	70.55	71.07	67.17	66.69	66.75	66.75	67.17	68.54	70.60	71.10	70.73
DISTANZE PROGRESSIVE [m]	0.00	3.98	4.56	5.19	5.44	11.38	11.92	16.50	17.30	17.35	18.08	26.94
DISTANZE PARZIALI [m]		3.98				5.94		4.58				8.85

Torrente Carrione
 SEZIONE N° 00613PC15

LEGENDA:

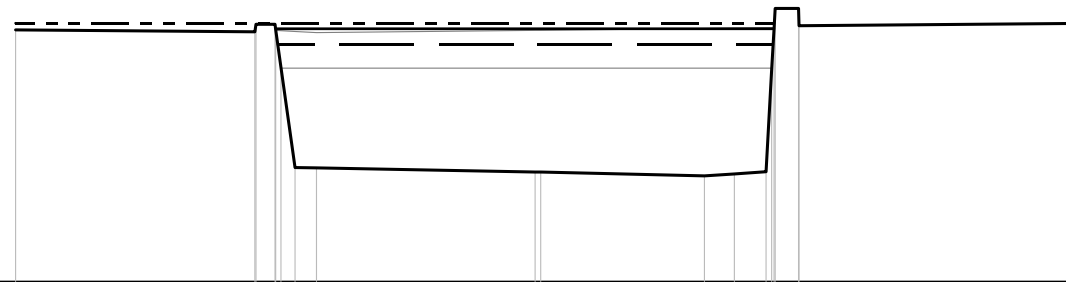
TR30 H =70.26 m. s.l.m. ———

TR200 H =70.68 m. s.l.m. ———

TR500 H =70.83 m. s.l.m. - - - - -

SCALA DISTANZE 1:200
 SCALA QUOTE 1:200

64.00



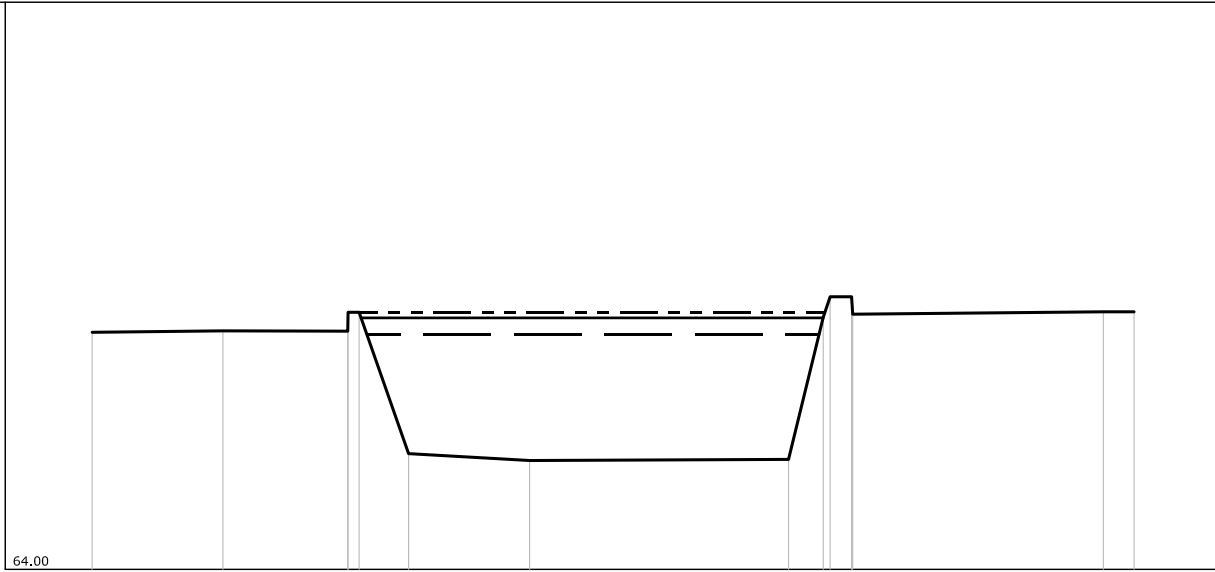
PUNTI	1	2	4	7	8	9	11	12	13	17	19
QUOTE [m s.l.m.]	70.65	70.60	70.80	67.01	67.00	66.89	66.79	66.84	66.90	71.22	70.82
DISTANZE PROGRESSIVE [m]	0.00	6.33	6.86	7.39	7.96	13.74	18.22	19.01	19.85	20.71	27.90
DISTANZE PARZIALI [m]		6.33				5.78	4.33				7.18

Torrente Carrione
 SEZIONE N° 00612__15

LEGENDA:

- TR30 H =70.22 m. s.l.m.
- TR200 H =70.65 m. s.l.m.
- TR500 H =70.80 m. s.l.m.


SCALA DISTANZE 1:200
 SCALA QUOTE 1:200





PUNTI	1	2	3	5	6	7	8	9	11	13	14
QUOTE [m s.l.m.]	70.27	70.31	70.30	70.80	67.06	66.88	66.91	70.67	71.21	70.81	70.81
DISTANZE PROGRESSIVE [m]	0.00	3.46	6.76	7.06	8.37	11.57	18.42	19.34	20.09	26.75	27.56
DISTANZE PARZIALI [m]		3.46	3.30	1.31	3.20	6.85				6.63	

Torrente Carrifone
SEZIONE N° 00602__15

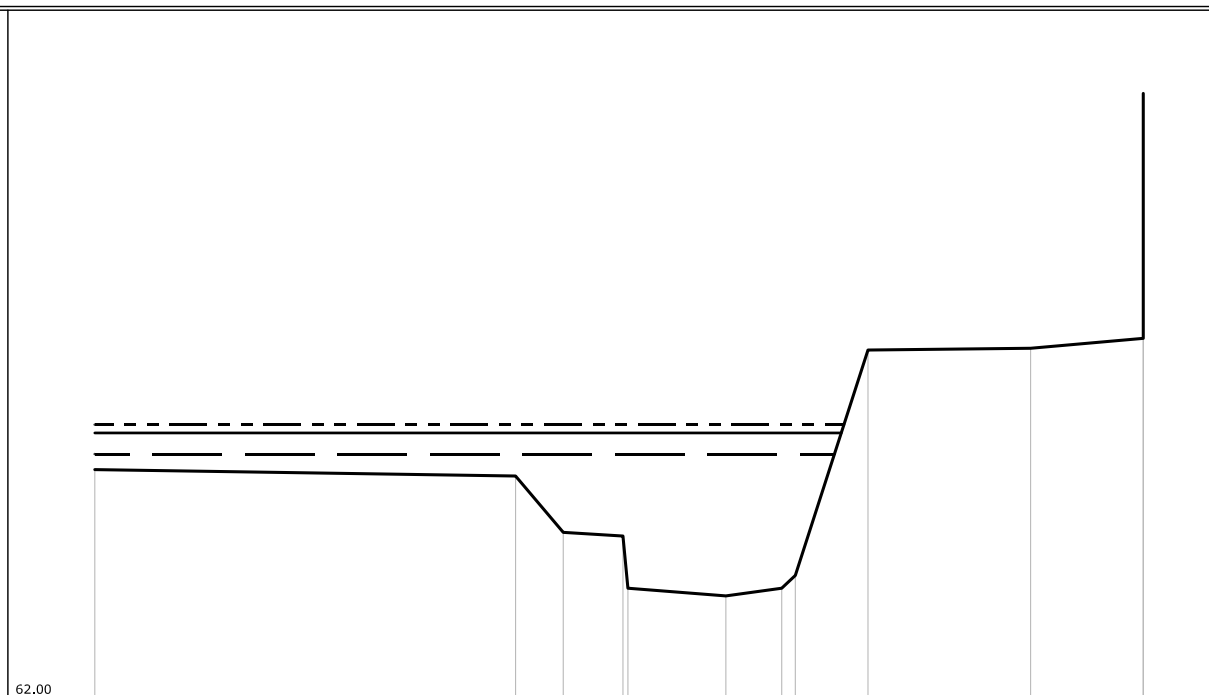
LEGENDA:

TR30 H = 68.44 m. s.l.m. 

TR200 H = 69.00 m. s.l.m. 

TR500 H = 69.22 m. s.l.m. 


SCALA DISTANZE 1:200
SCALA QUOTE 1:200





PUNTI	1	2	3	4	6	7	8	9	10	11
QUOTE [m s.l.m.]	68.03	67.86	66.37	66.27	64.69	64.89	65.23	71.19	71.24	71.50
DISTANZE PROGRESSIVE [m]	0.00	11.13	12.39	13.97	16.69	18.17	18.53	20.45	24.75	27.73
DISTANZE PARZIALI [m]		11.13	1.26	1.58	2.59	1.48	1.92	4.30	2.98	

Torrente Carrfone
 SEZIONE N° 00601BB15

LEGENDA:

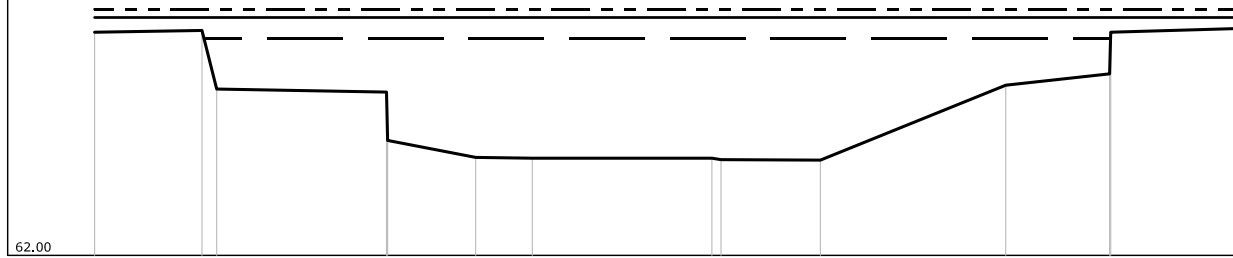
TR30 H =67.73 m. s.l.m. 

TR200 H =68.29 m. s.l.m. 

TR500 H =68.51 m. s.l.m. 

SCALA DISTANZE 1:200
 SCALA QUOTE 1:200

62.00



PUNTI	1	2	3	4	6	7	8	10	11	12	14
QUOTE [m s.l.m.]	67.90	67.95	66.40	66.32	64.59	64.57	64.57	64.52	66.50	66.80	68.00
DISTANZE PROGRESSIVE [m]	0.00	2.84	3.23	7.72	10.08	11.58	16.33	19.20	24.10	26.85	30.23
DISTANZE PARZIALI [m]		2.84		4.49	2.33	1.50	4.75	2.63	4.90	2.75	3.35

Torrente Carrfone
SEZIONE N° 00601BC15

LEGENDA:

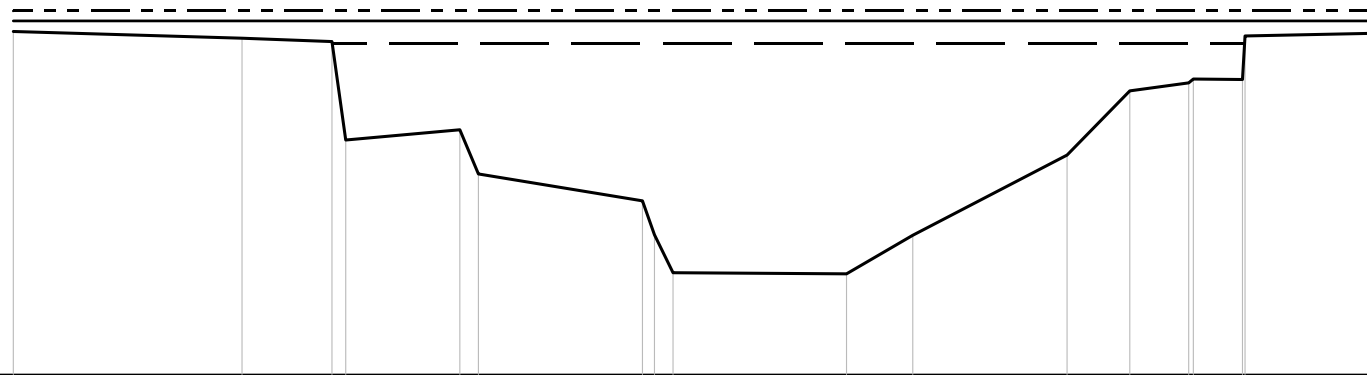
TR30 H =67.74 m. s.l.m.

TR200 H =68.35 m. s.l.m.

TR500 H =68.61 m. s.l.m.

SCALA DISTANZE 1:200
SCALA QUOTE 1:200

59.00



PUNTI	1	2	3	4	5	6	7	8	9	10	11	12	13	14	16	18
QUOTE [m s.l.m.]	68.07	67.89	67.80	65.20	65.47	64.30	63.59	62.69	61.69	61.66	62.68	64.80	66.50	66.71	66.80	68.02
DISTANZE PROGRESSIVE [m]	0.00	6.05	8.43	8.79	11.81	12.30	16.64	16.96	17.45	22.04	23.79	27.87	29.53	31.09	32.51	35.85
DISTANZE PARZIALI [m]		6.05	2.38		3.02		4.34			4.59	1.75	4.08	1.66	1.56	1.30	3.27

Torrente Carrione
 SEZIONE N° 00592__15

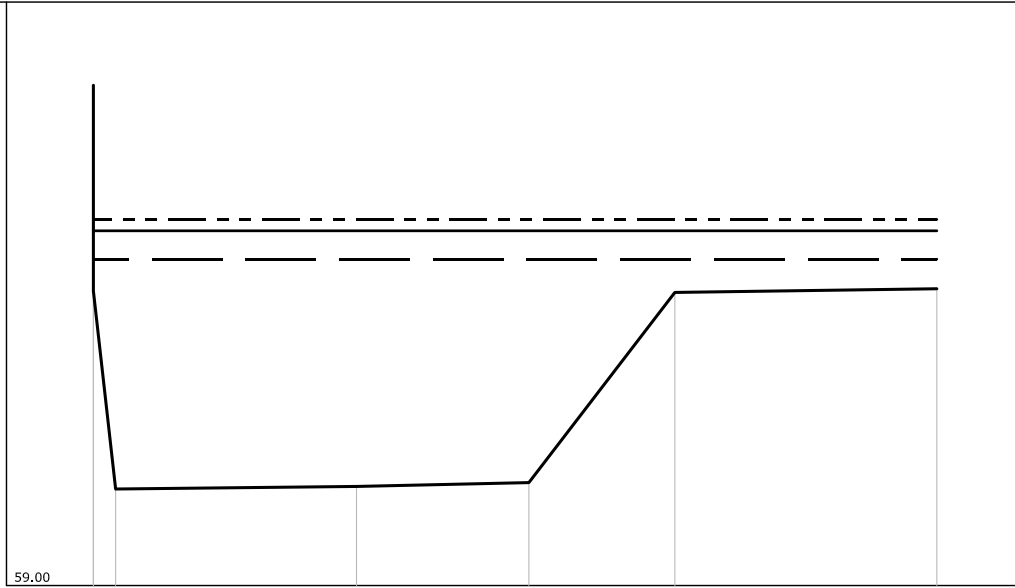
LEGENDA:

TR30 H =67.63 m. s.l.m.

TR200 H =68.38 m. s.l.m.

TR500 H =68.68 m. s.l.m.

SCALA DISTANZE 1:200
 SCALA QUOTE 1:200



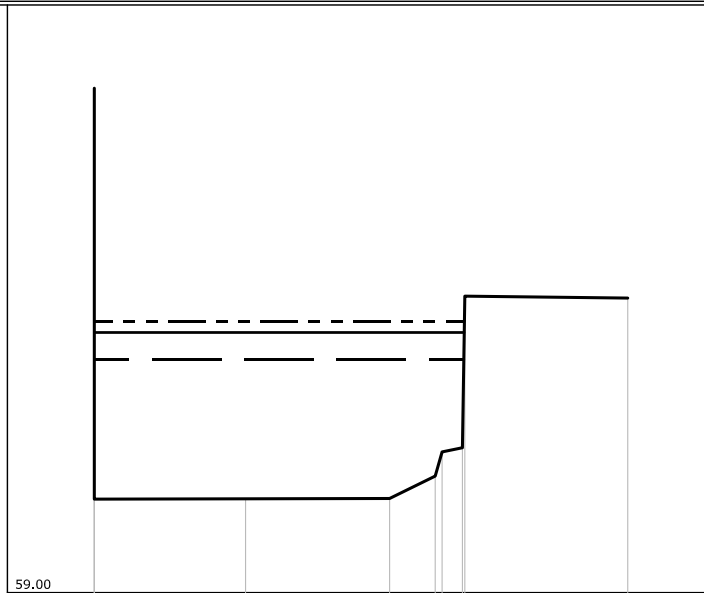
PUNTI	1	3	4	5	6	7
QUOTE [m s.l.m.]	72.23	61.55	61.62	61.72	66.75	66.85
DISTANZE PROGRESSIVE [m]	0.00	0.59	6.96	11.52	15.38	22.31
DISTANZE PARZIALI [m]			6.37	4.56	3.86	6.93

Torrente Carrfone
 SEZIONE N° 00591__15

LEGENDA:

- TR30 H =65.17 m. s.l.m.
- TR200 H =65.88 m. s.l.m.
- TR500 H =66.18 m. s.l.m.

SCALA DISTANZE 1:200
 SCALA QUOTE 1:200



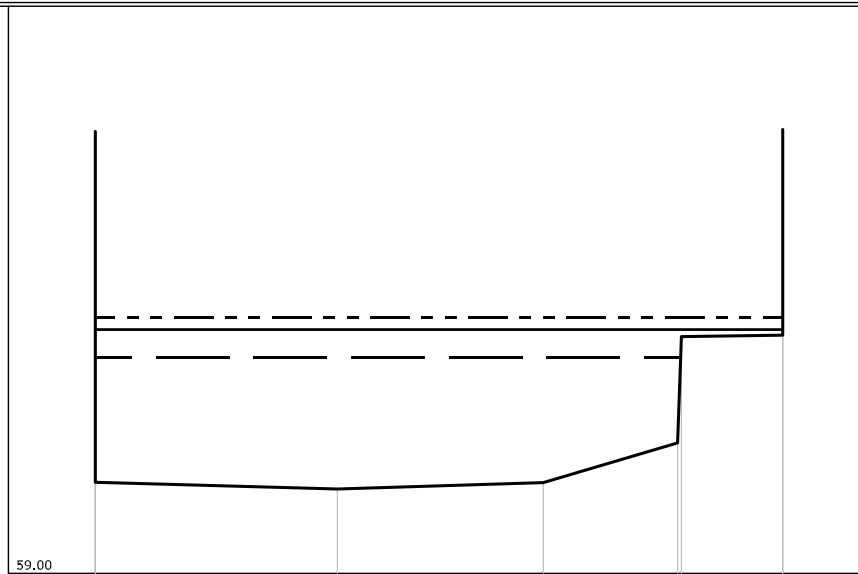
PUNTI	1	4	5	6	8	10
QUOTE [m s.l.m.]	72.34	61.48	61.49	62.08	62.83	66.79
DISTANZE PROGRESSIVE [m]	0.00	4.00	7.81	9.02	9.74	14.11
DISTANZE PARZIALI [m]		4.00	3.81	1.21		4.31

Torrente Carrfone
 SEZIONE N° 00588__15

LEGENDA:

- TR30 H =64.70 m. s.l.m.
- TR200 H =65.45 m. s.l.m.
- TR500 H =65.77 m. s.l.m.

SCALA DISTANZE 1:200
 SCALA QUOTE 1:200



PUNTI	1	4	5	6	8
QUOTE [m s.l.m.]	70.69	61.23	61.40	62.45	65.30
DISTANZE PROGRESSIVE [m]	0.00	6.40	11.85	15.40	18.18
DISTANZE PARZIALI [m]		6.40	5.45	3.55	2.68

Torrente Carrione
 SEZIONE N° 00587PB15

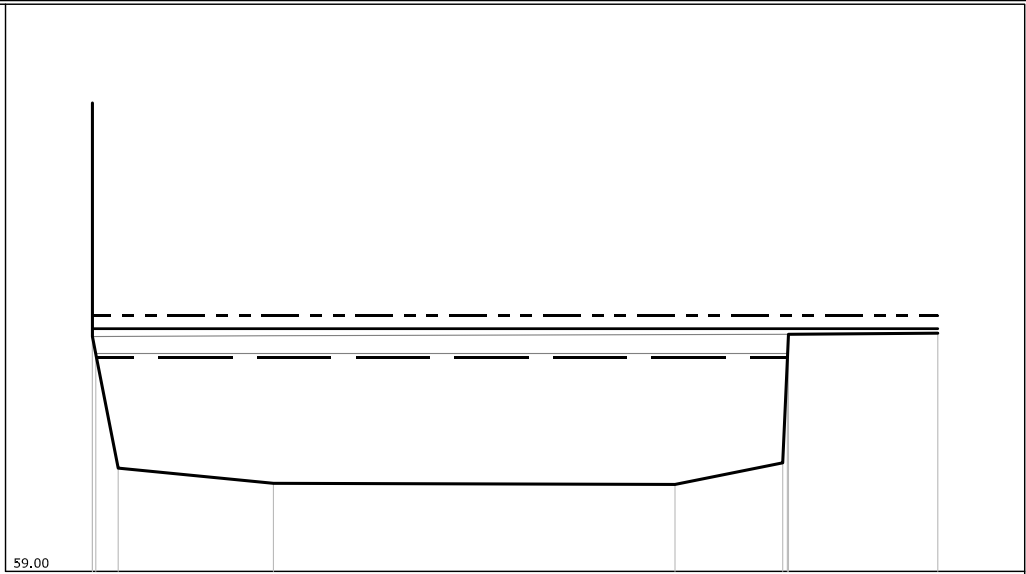
LEGENDA:

TR30 H =64.65 m. s.l.m. ———

TR200 H =65.42 m. s.l.m. ———

TR500 H =65.76 m. s.l.m. - - - - -

SCALA DISTANZE 1:200
 SCALA QUOTE 1:200



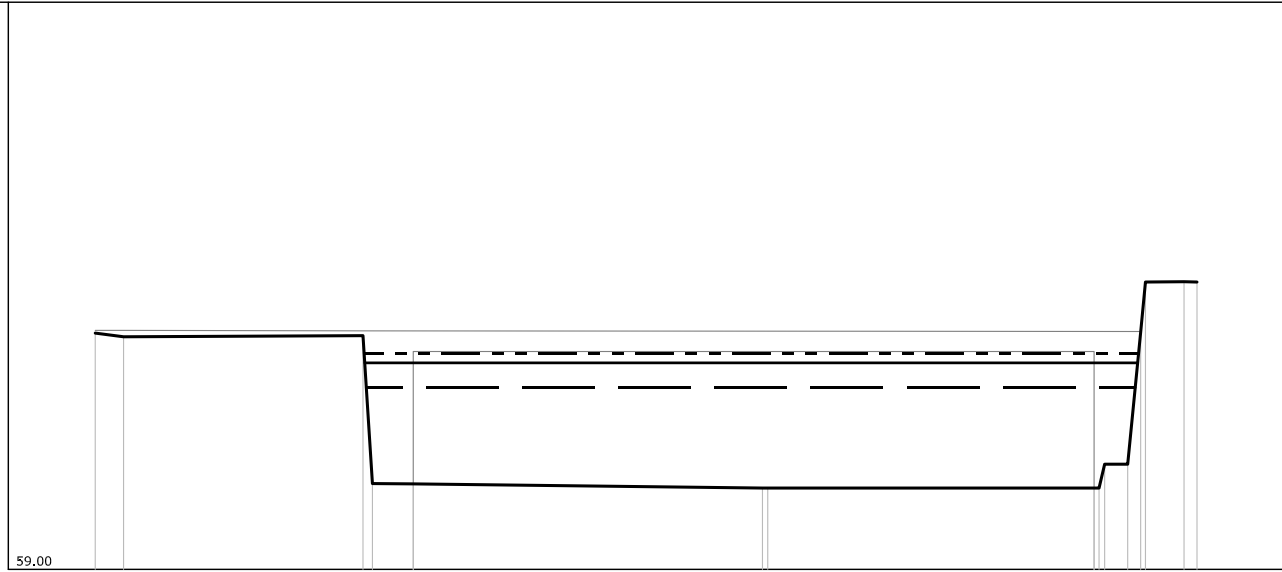
PUNTI	1	4	5	6	7	10
QUOTE [m s.l.m.]	71.39	61.73	61.33	61.30	61.87	65.30
DISTANZE PROGRESSIVE [m]	0.00	0.68	4.79	15.41	18.26	22.36
DISTANZE PARZIALI [m]		4.11	10.62	2.85	3.95	

Torrente Carrione
 SEZIONE N° 00587PC15

LEGENDA:

- TR30 H =63.81 m. s.l.m.
- TR200 H =64.46 m. s.l.m.
- TR500 H =64.72 m. s.l.m.

SCALA DISTANZE 1:200
 SCALA QUOTE 1:200



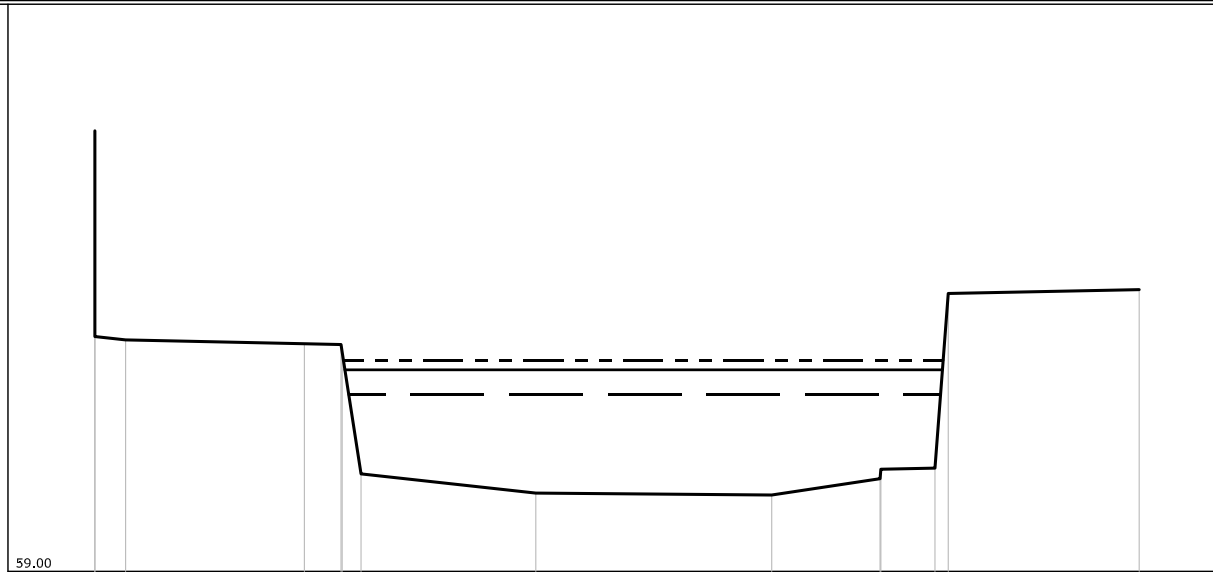
PUNTI	1	2		34	5		7		9	12	13	14	16	17		
QUOTE [m s.l.m.]		65.25	65.15		65.18	61.27		61.15		61.78	61.78	65.27		66.61	66.60	
DISTANZE PROGRESSIVE [m]		0.00	0.75		7.08	7.33		17.65		26.42	26.70	27.31	27.65		28.80	29.14
DISTANZE PARZIALI [m]				6.33		1.08		9.24						1.02		

Torrente Carrione
 SEZIONE N° 00585__15

LEGENDA:

- TR30 H = 63.67 m. s.l.m.
- TR200 H = 64.33 m. s.l.m.
- TR500 H = 64.59 m. s.l.m.

SCALA DISTANZE 1:200
 SCALA QUOTE 1:200



PUNTI	1	3	4	5	7	8	9	10	12	13	14
QUOTE [m s.l.m.]	70.65	65.12	65.02	65.00	61.58	61.07	61.02	61.45	61.73	66.35	66.45
DISTANZE PROGRESSIVE [m]	0.00	0.81	5.54	6.51	7.04	11.66	17.90	20.77	22.22	22.57	27.62
DISTANZE PARZIALI [m]			4.73	0.97		4.62	6.24	2.87	1.43		5.05

Torrente Carrlone
 SEZIONE N° 00581__15

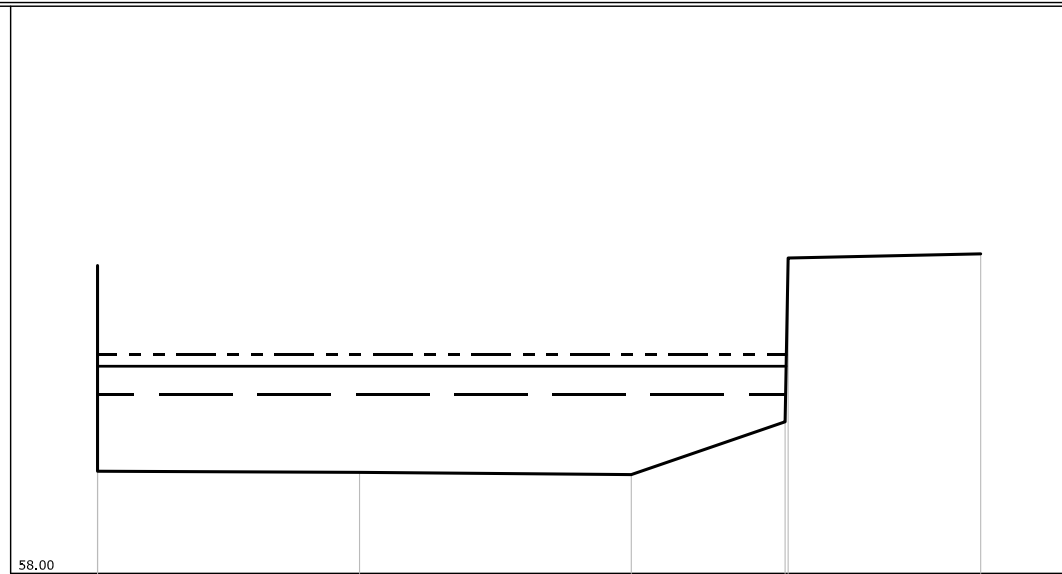
LEGENDA:

TR30 H =62.72 m. s.l.m. _____

TR200 H =63.48 m. s.l.m. _____

TR500 H =63.78 m. s.l.m. - - - - -

SCALA DISTANZE 1:200
 SCALA QUOTE 1:200



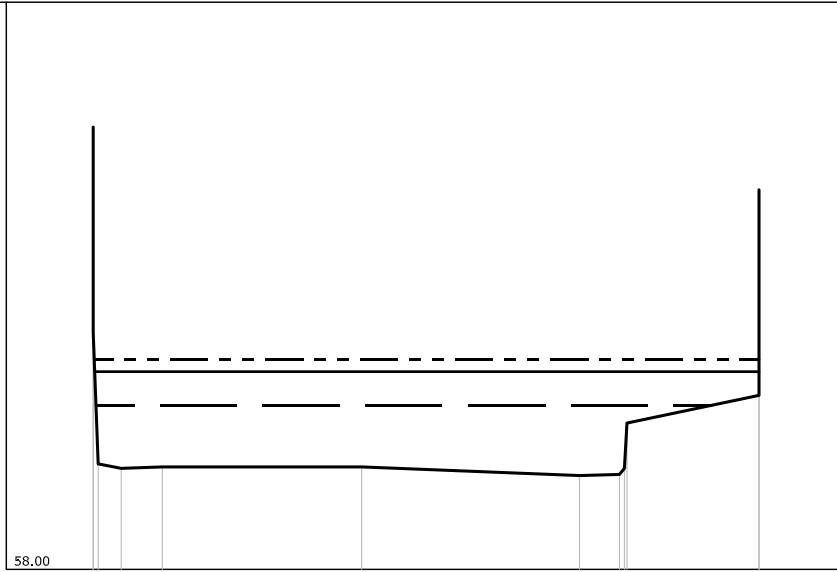
PUNTI	1	3	4	5	7
QUOTE [m s.l.m.]	66.14	60.67	60.61	62.01	66.45
DISTANZE PROGRESSIVE [m]	0.00	6.93	14.12	18.19	23.36
DISTANZE PARZIALI [m]		6.93	7.19	4.07	5.09

Torrente Carrlone
 SEZIONE N° 00580BB15

LEGENDA:

- TR30 H =62.34 m. s.l.m.
- TR200 H =63.23 m. s.l.m.
- TR500 H =63.55 m. s.l.m.

SCALA DISTANZE 1:200
 SCALA QUOTE 1:200



PUNTI	1	4	5	6	7	8	11
QUOTE [m s.l.m.]	69.70	60.67	60.71	60.71	60.48	60.51	62.60
DISTANZE PROGRESSIVE [m]	0.00	0.74	1.83	7.10	12.86	13.92	17.61
DISTANZE PARZIALI [m]		1.09	5.27	5.76	1.06	3.49	

Torrente Carrione
SEZIONE N° 00580BC15

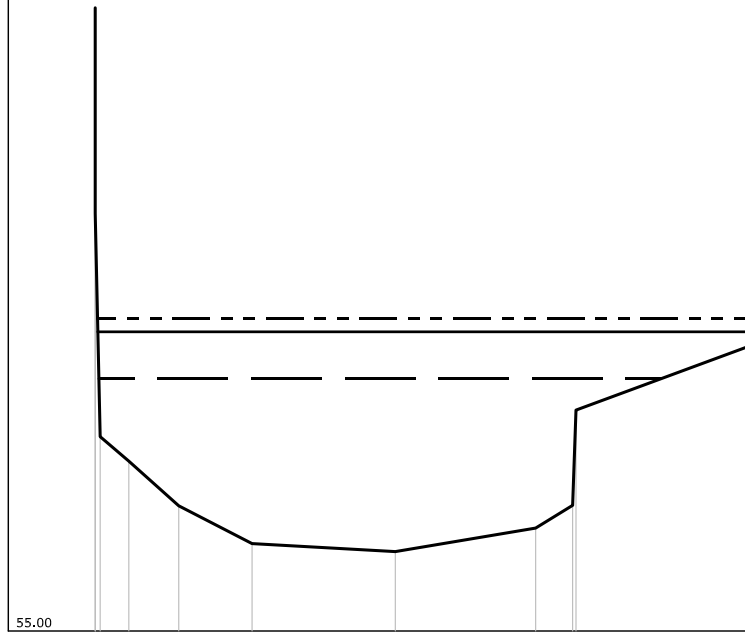
LEGENDA:

TR30 H =61.67 m. s.l.m. _____

TR200 H =62.91 m. s.l.m. _____

TR500 H =63.26 m. s.l.m. _____

SCALA DISTANZE 1:200
SCALA QUOTE 1:200



PUNTI	1	4	5	6	7	8	9	11
QUOTE [m s.l.m.]	71.48	59.49	58.31	57.31	57.10	57.72	58.32	62.57
DISTANZE PROGRESSIVE [m]	0.00	0.89	2.21	4.15	7.94	11.65	12.63	17.40
DISTANZE PARZIALI [m]		1.32	1.94	3.79	3.71	0.98	4.68	

Torrente Carrione
 SEZIONE N° 00578__15

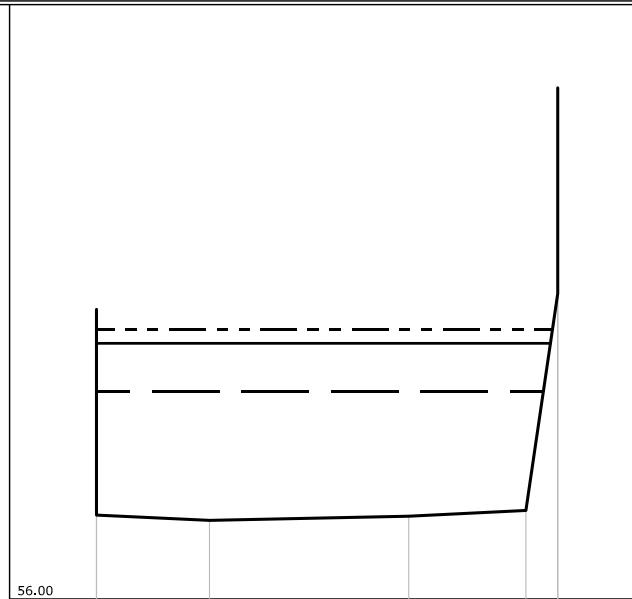
LEGENDA:

TR30 H =61.49 m. s.l.m. _____

TR200 H =62.76 m. s.l.m. _____

TR500 H =63.12 m. s.l.m. - - - - -

SCALA DISTANZE 1:200
 SCALA QUOTE 1:200



PUNTI	1	3	4	5	6
QUOTE [m s.l.m.]	63.66	58.08	58.19	58.34	64.08
DISTANZE PROGRESSIVE [m]	0.00	2.99	8.26	11.36	12.20
DISTANZE PARZIALI [m]		2.99	5.27	3.10	

Torrente Carrione
 SEZIONE N° 00574__15

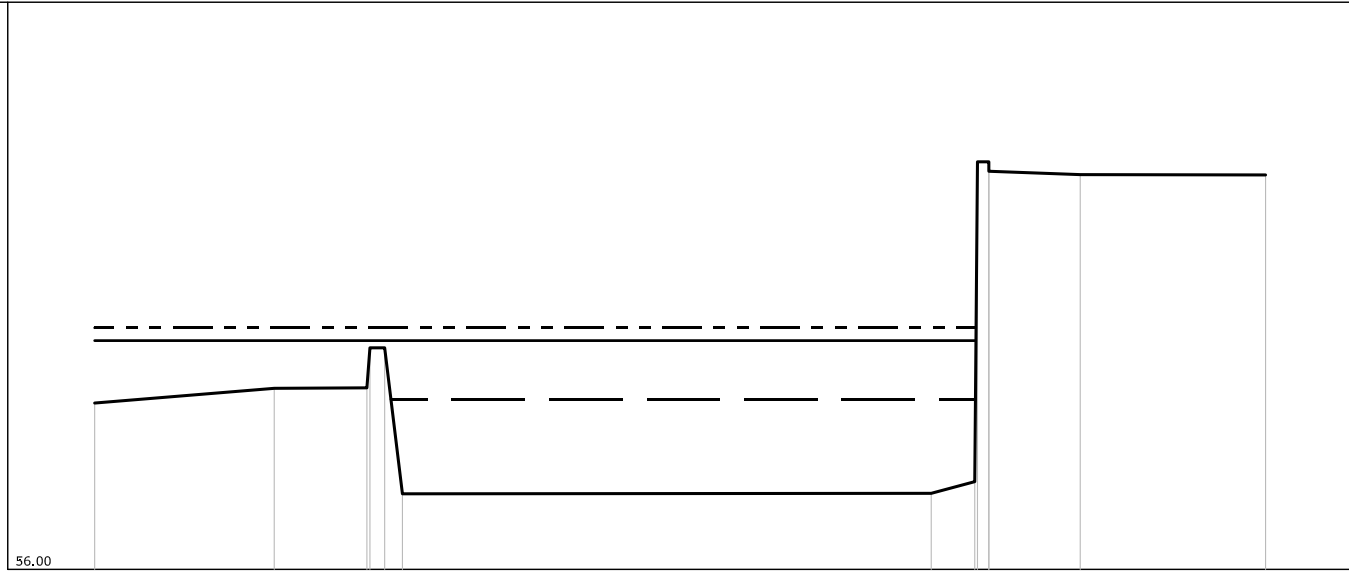
LEGENDA:

TR30 H =60.50 m. s.l.m. _____

TR200 H =62.05 m. s.l.m. _____

TR500 H =62.39 m. s.l.m. - - - - -


SCALA DISTANZE 1:200
 SCALA QUOTE 1:200





PUNTI	1	2	3	5	6	7	8	10	12	13
QUOTE [m s.l.m.]	60.40	60.79	60.80 61.86 58.00	7.20 7.67 8.14		58.01	58.32 66.78		66.44	66.43
DISTANZE PROGRESSIVE [m]	0.00	4.75				22.13	23.28 23.65		26.07	30.97
DISTANZE PARZIALI [m]		4.75	2.45			13.99	1.15	2.42	4.90	

Torrente Carrlone
 SEZIONE N° 00572BB15

LEGENDA:

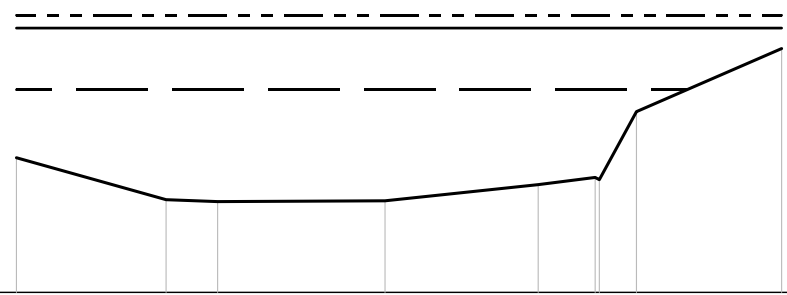
TR30 H =60.36 m. s.l.m. 

TR200 H =61.99 m. s.l.m. 

TR500 H =62.33 m. s.l.m. 

SCALA DISTANZE 1:200
 SCALA QUOTE 1:200

55.00





PUNTI	1	2	3	4	5	6	7	8	9
QUOTE [m s.l.m.]	58.56	57.45	57.40	57.42	57.85	58.04	59.78		61.45
DISTANZE PROGRESSIVE [m]	0.00	3.96	5.32	9.75	13.80	15.31	16.40		20.24
DISTANZE PARZIALI [m]		3.96	1.36	4.43	4.05	1.51	0.98	3.84	

Torrente Carrfone
 SEZIONE N° 00572BC15

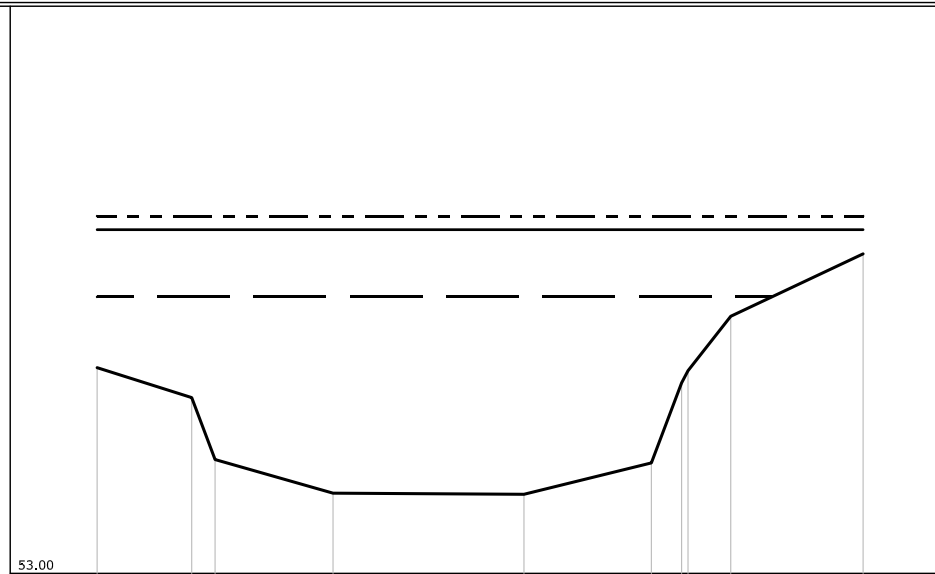
LEGENDA:

TR30 H =60.31 m. s.l.m. 

TR200 H =62.09 m. s.l.m. 

TR500 H =62.45 m. s.l.m. 

SCALA DISTANZE 1:200
 SCALA QUOTE 1:200



PUNTI	1	2	3	4	5	6	7	9	10
QUOTE [m s.l.m.]	58.44	57.65	56.01	55.12	55.09	55.92	58.04	59.80	61.45
DISTANZE PROGRESSIVE [m]	0.00	2.50	3.12	6.24	11.29	14.66	15.46	16.76	20.26
DISTANZE PARZIALI [m]		2.50	3.12	5.05	3.37		1.13	3.50	

Torrente Carrione
SEZIONE N° 00568__15

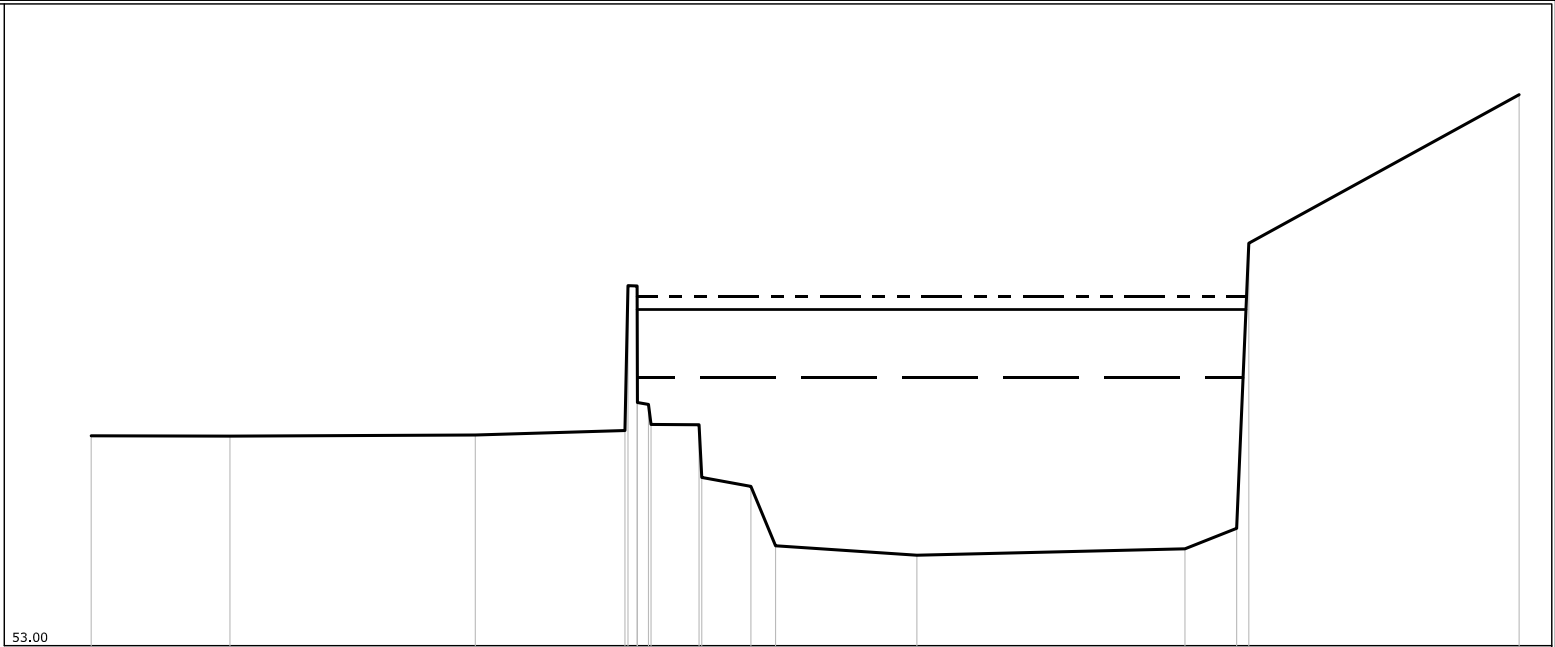
LEGENDA:

TR30 H =60.08 m. s.l.m. _____

TR200 H =61.89 m. s.l.m. _____

TR500 H =62.23 m. s.l.m. - - - - -

SCALA DISTANZE 1:200
SCALA QUOTE 1:200



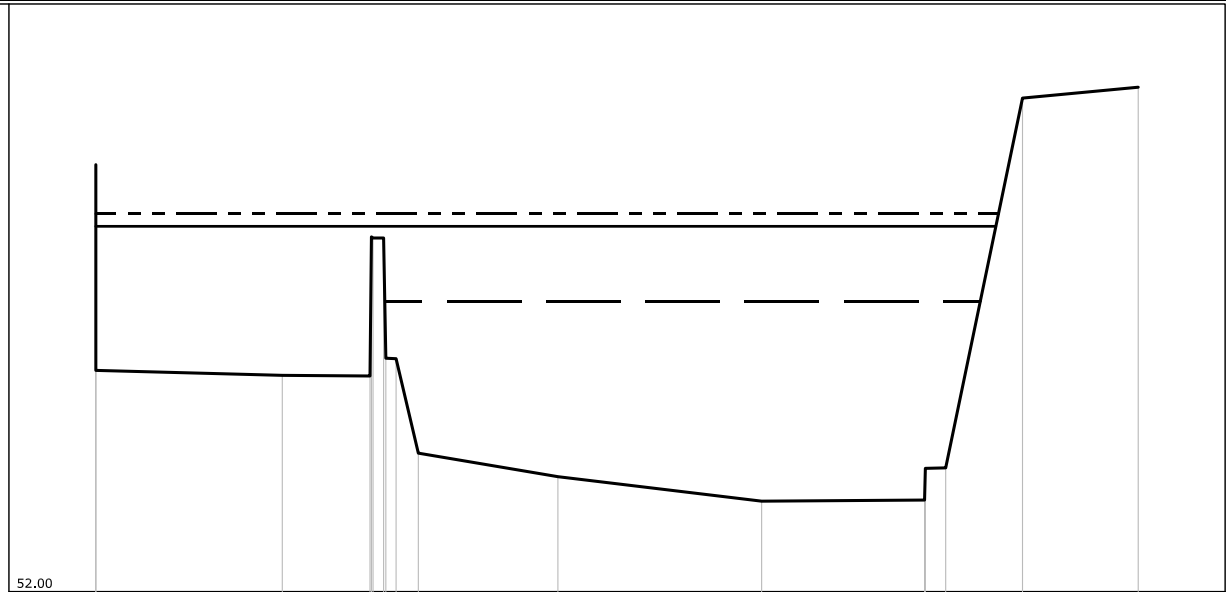
PUNTI	1	2	3	4	6	8	10	12	13	14	15	16	17	18
QUOTE [m s.l.m.]	58.55	58.54	58.57	58.69	62.51	59.38	58.84	57.21	55.64	55.39	55.56	56.10	63.64	67.57
DISTANZE PROGRESSIVE [m]	0.00	3.67	10.16	14.12	14.44	14.74	16.08	17.45	18.10	21.84	28.03	30.30	30.62	37.77
DISTANZE PARZIALI [m]		3.67	6.49	3.96	1.27	1.30	3.74	7.09	1.37	7.15				

Torrente Carlone
 SEZIONE N° 00557__15

LEGENDA:

- TR30 H = 59.68 m. s.l.m.
- TR200 H = 61.66 m. s.l.m.
- TR500 H = 61.99 m. s.l.m.

SCALA DISTANZE 1:200
 SCALA QUOTE 1:200



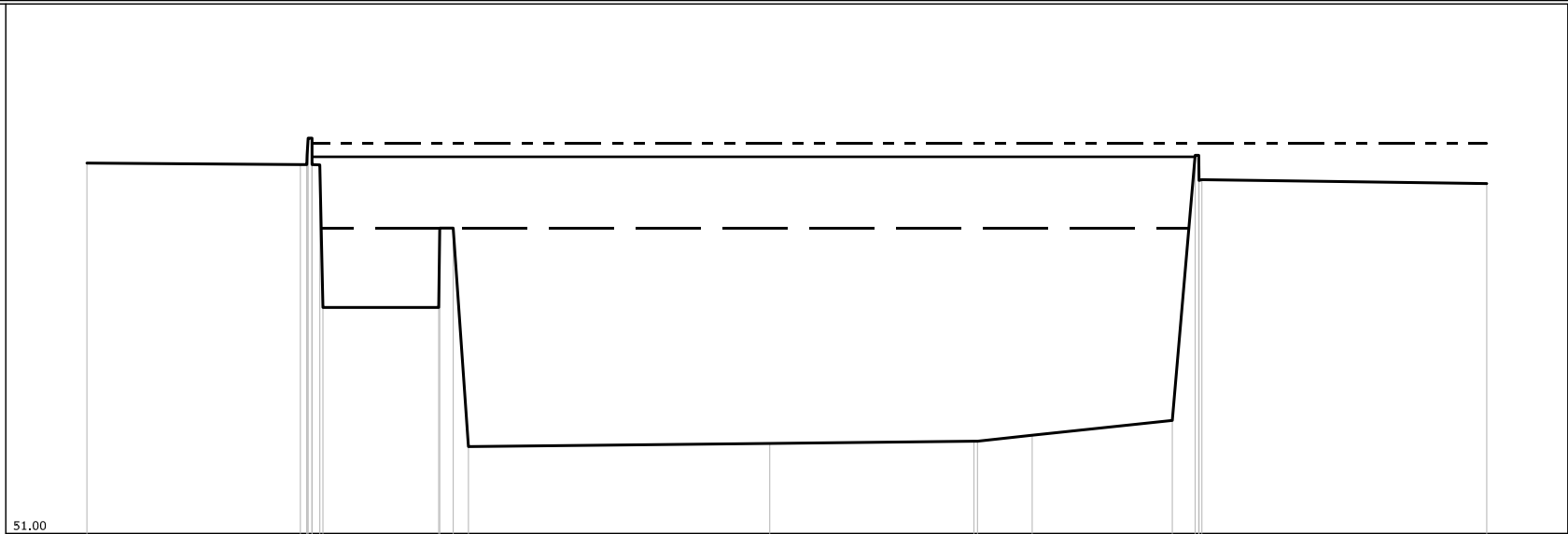
PUNTI	1	3	4	7	9	10	11	12	13	15	16	17
QUOTE [m s.l.m.]	63.29	57.72	57.70	61.35	58.16	55.66	55.04	54.39	54.42	55.27	65.05	65.34
DISTANZE PROGRESSIVE [m]	0.00	4.93	7.25	7.63	7.94	8.53	12.22	17.61	21.92	22.48	24.51	27.57
DISTANZE PARZIALI [m]		4.93	2.32				3.69	5.39	4.31	2.03	3.06	

Torrente Carrlone
SEZIONE N° 00546__15

LEGENDA:

- TR30 H =59.66 m. s.l.m.
- TR200 H =61.67 m. s.l.m.
- TR500 H =62.05 m. s.l.m.

SCALA DISTANZE 1:200
SCALA QUOTE 1:200



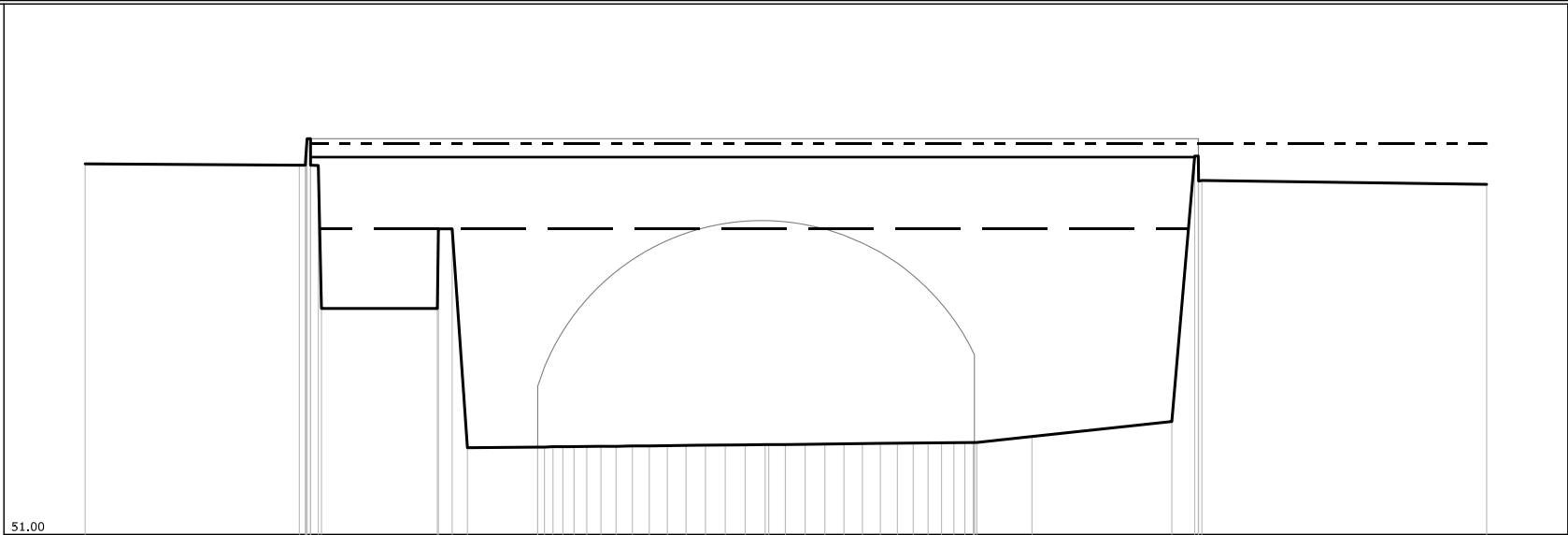
PUNTI	1	2	6	9	10	12	13	14	15	17	18	19	23
QUOTE [m s.l.m.]	61.49	61.45	62.20	57.40	59.05	53.46		53.55	53.61	53.78	54.20	61.71	60.91
DISTANZE PROGRESSIVE [m]	0.00	6.05	6.38	9.97	10.38	10.81		19.35	25.14	26.79	30.76	31.41	39.67
DISTANZE PARZIALI [m]		6.05		3.28			8.54	5.79	1.55	3.97		8.07	

Torrente Carrfone
SEZIONE N° 00545PB15

LEGENDA:

- TR30 H =59.66 m. s.l.m.
- TR200 H =61.67 m. s.l.m.
- TR500 H =62.05 m. s.l.m.

SCALA DISTANZE 1:200
SCALA QUOTE 1:200



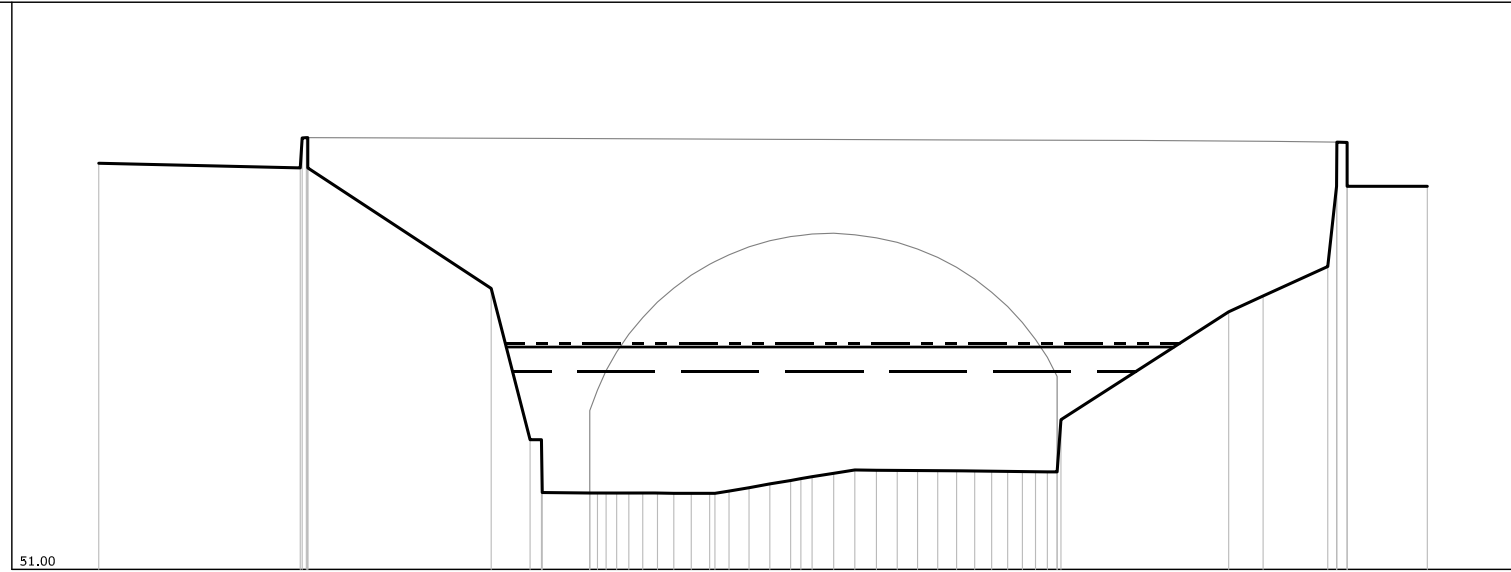
PUNTI	1	2	6	9	10	12	13	14	17	18	19	20	21	22	23	24	25	26	27	28	29	30	32	33	34	35	36	37	38	39	40	41	42	43	45	48	49	50	54
QUOTE [m s.l.m.]	61.48	61.44	61.19	57.39	59.64	53.45	53.47	53.48	53.48	53.48	53.48	53.49	53.49	53.49	53.50	53.50	53.51	53.52	53.52	53.53	53.53	53.54	53.55	53.55	53.56	53.57	53.57	53.58	53.58	53.58	53.59	53.59	53.59	53.60	53.60	53.77	54.19	61.70	60.90
DISTANZE PROGRESSIVE [m]	0.00	6.06	6.38	6.69	9.97	10.39	10.82	12.81	13.24	13.52	13.84	14.20	14.60	15.03	15.49	15.97	16.48	17.01	17.56	18.12	18.68	19.25	19.82	20.38	20.94	21.48	22.00	22.51	22.99	23.44	23.86	24.24	24.59	24.90	25.17	26.80	30.76	31.41	39.67
DISTANZE PARZIALI [m]		6.06		3.28			1.99																											1.56		3.96		8.06	

Torrente Carrifone
 SEZIONE N° 00545PC15

LEGENDA:

TR30 H = 56.24 m. s.l.m. ———
 TR200 H = 56.88 m. s.l.m. ———
 TR500 H = 56.98 m. s.l.m. - - - - -

SCALA DISTANZE 1:200
 SCALA QUOTE 1:200



PUNTI	1	2	7	8	9	11	14	15	16	17	18	19	20	21	23	24	25	26	27	28	29	30	31	32	33	34	35	36	37	38	39	40	41	42	45	46	47	50	52
QUOTE [m s.l.m.]	61.74	61.62	58.43	54.43	54.43	53.02	53.02	53.02	53.02	53.02	53.02	53.02	53.01	53.01	53.01	53.16	53.26	53.40	53.40	53.45	53.54	53.63	53.62	53.62	55.61	53.61	53.60	53.60	53.60	53.59	53.59	53.59	53.58	53.58	57.81	56.23	59.01	62.29	61.13
DISTANZE PROGRESSIVE [m]	0.00	5.33	10.38	11.41	11.71	12.99	13.42	13.70	14.17	14.36	14.78	15.21	15.67	16.16	16.67	17.20	17.75	18.39	18.87	19.44	20.00	20.57	21.12	21.66	22.19	22.69	23.17	23.62	24.04	24.43	24.78	25.19	25.58	29.89	30.80	32.51	33.02	35.14	
DISTANZE PARZIALI [m]		5.33	4.85	1.03	1.26																													4.44	1.71		2.12		

Torrente Carrione
SEZIONE N° 00542__15

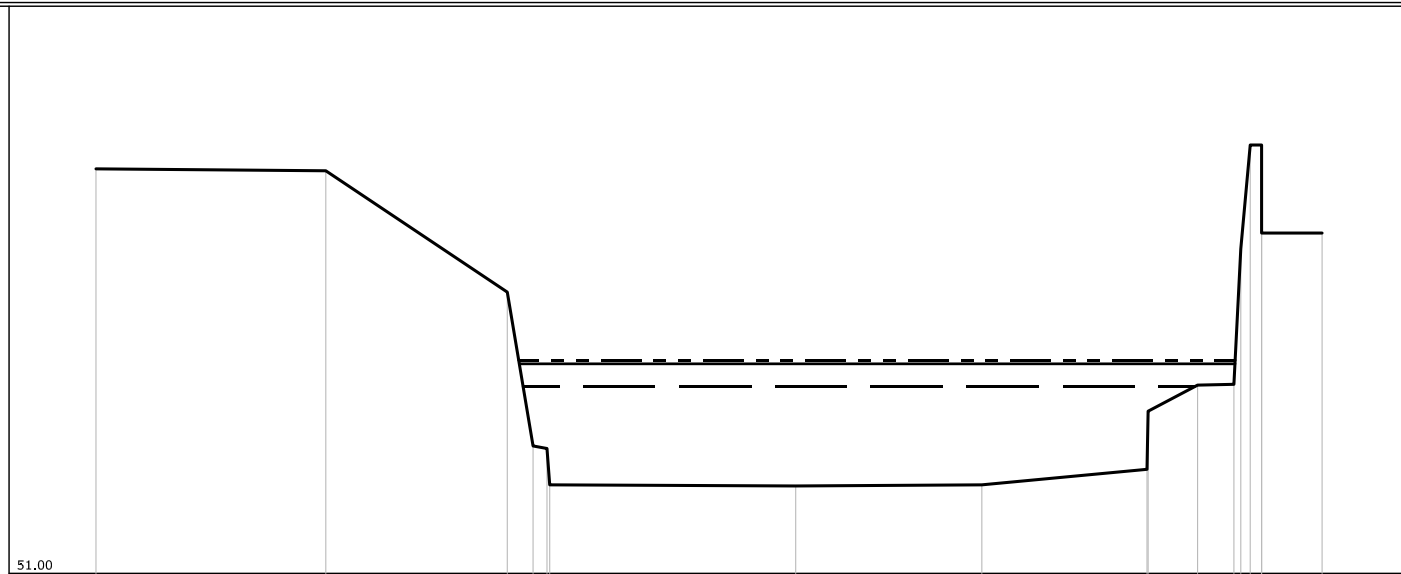
LEGENDA:

TR30 H = 55,94 m. s.l.m. _____

TR200 H = 56,54 m. s.l.m. _____

TR500 H = 56,64 m. s.l.m. - - - - -


SCALA DISTANZE 1:200
SCALA QUOTE 1:200





PUNTI	1	2	3	4	5	7	8	9	11	12	14	15	17
QUOTE [m s.l.m.]	61.70	61.65	58.44	54.37	54.30	53.31	53.34	53.75	55.98	56.00	62.33	62.33	60.00
DISTANZE PROGRESSIVE [m]	0.00	6.08	10.88	11.56	11.93	18.51	23.43	27.80	29.14	30.10	30.83	30.83	32.43
DISTANZE PARZIALI [m]		6.08	4.80			6.51	4.92	4.37	1.31	0.96			1.60

Torrente Carrione
 SEZIONE N° 00535__15

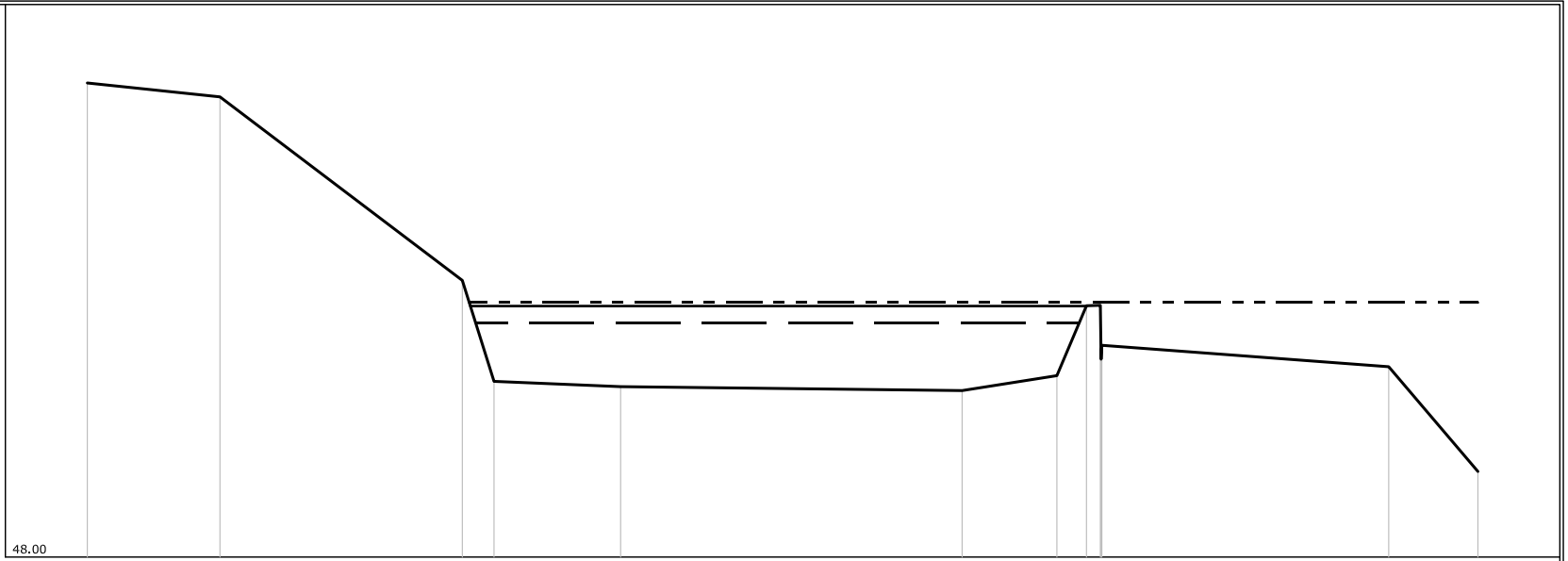
LEGENDA:

TR30 H = 54.58 m. s.l.m. 

TR200 H = 55.04 m. s.l.m. 

TR500 H = 55.14 m. s.l.m. 


SCALA DISTANZE 1:200
 SCALA QUOTE 1:200





PUNTI	1	2	3	4	5	6	7	8	9	12	13
QUOTE [m s.l.m.]	61.30	60.91	55.76	52.93	52.78	52.67	53.09	55.05	55.06	53.34	50.40
DISTANZE PROGRESSIVE [m]	0.00	3.72	10.52	11.41	14.96	24.54	27.20	28.03	28.42	36.51	39.01
DISTANZE PARZIALI [m]		3.72	6.80		3.55	9.58	2.66			8.05	2.50

Torrente Carrfone
SEZIONE N° 00534BB15

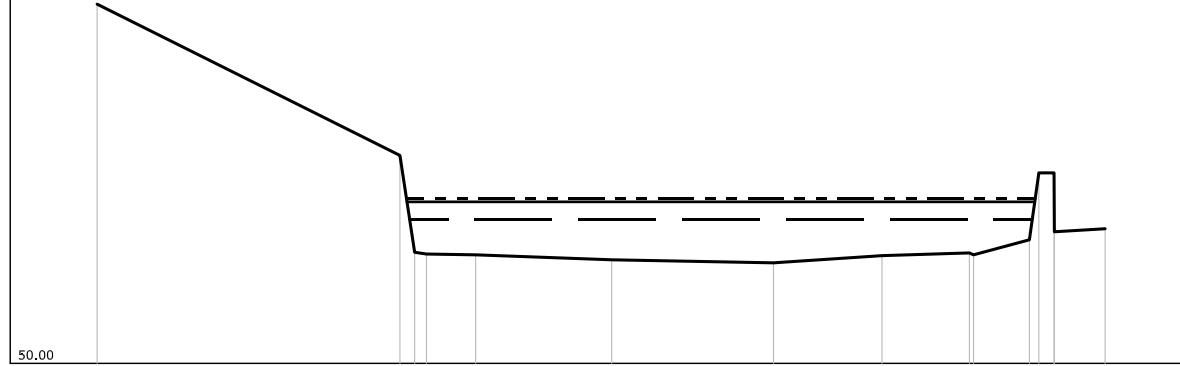
LEGENDA:

TR30 H =53.81 m. s.l.m. 

TR200 H =54.27 m. s.l.m. 

TR500 H =54.36 m. s.l.m. 

SCALA DISTANZE 1:200
SCALA QUOTE 1:200



PUNTI	1	2	3	4	5	6	7	8	9	11	12	13	15
QUOTE [m s.l.m.]	59.50	55.50	52.94	52.89	52.87	52.74	52.66	52.85	52.92	53.74	53.74	55.04	53.56
DISTANZE PROGRESSIVE [m]	0.00	8.01	8.40	8.71	10.01	13.61	17.89	20.76	23.07	24.99	24.99	25.31	26.66
DISTANZE PARZIALI [m]		8.01		1.30	3.60	4.28	2.87	2.31	1.48			1.34	

Torrente Carrifone
SEZIONE N° 00534BC15

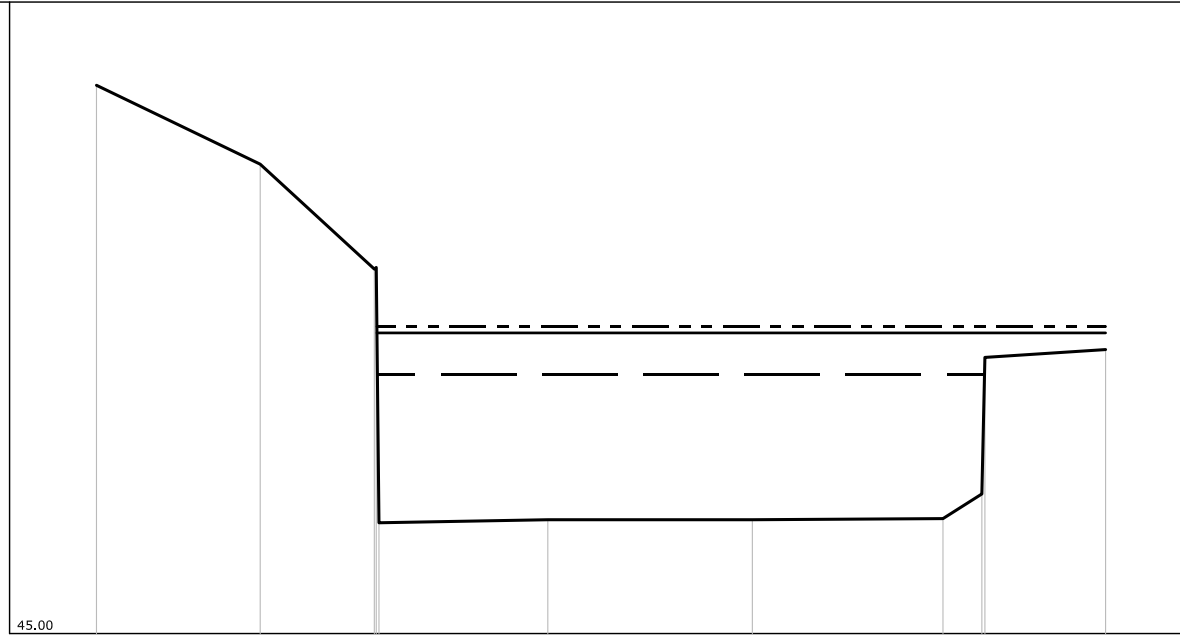
LEGENDA:

TR30 H = 51.84 m. s.l.m. ———

TR200 H = 52.95 m. s.l.m. ———

TR500 H = 53.12 m. s.l.m. - - - - -

SCALA DISTANZE 1:200
SCALA QUOTE 1:200



PUNTI	1	2	3	6	7	8	9	11
QUOTE [m s.l.m.]	59.50	57.41	54.64	48.01	48.01	48.04	48.69	52.51
DISTANZE PROGRESSIVE [m]	0.00	4.33	7.35	11.94	17.35	22.39	23.42	26.69
DISTANZE PARZIALI [m]		4.33	3.02	4.47	5.41	5.04	1.03	3.19

Torrente Carrione
 SEZIONE N° 00528__15

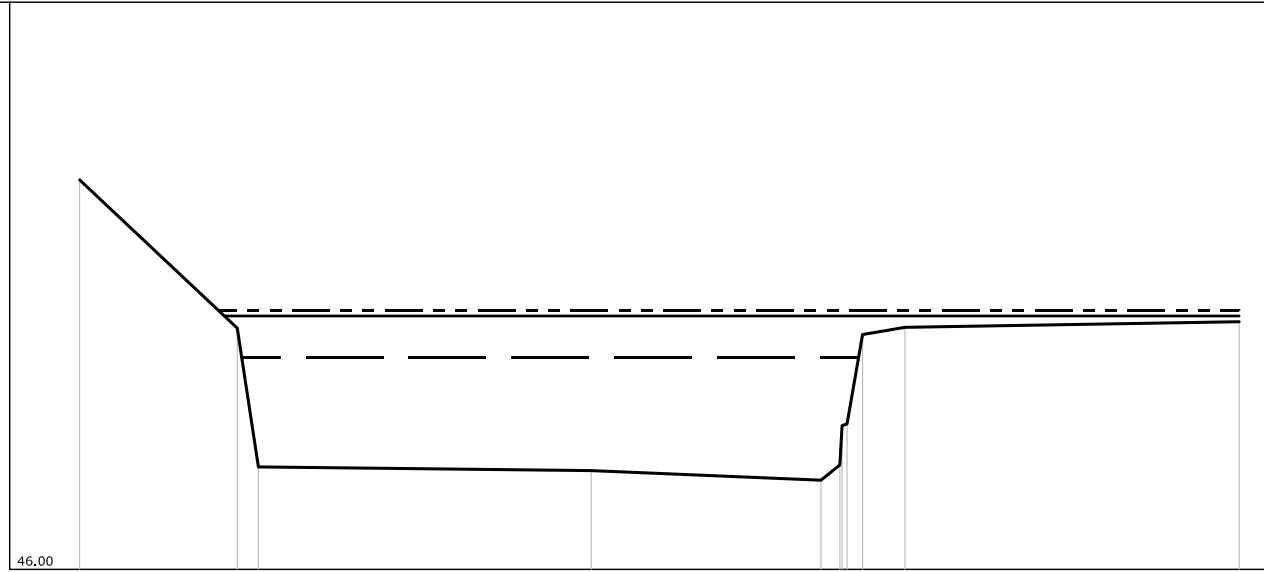
LEGENDA:

TR30 H =51.60 m. s.l.m. _____

TR200 H =52.70 m. s.l.m. _____

TR500 H =52.86 m. s.l.m. _____

SCALA DISTANZE 1:200
 SCALA QUOTE 1:200



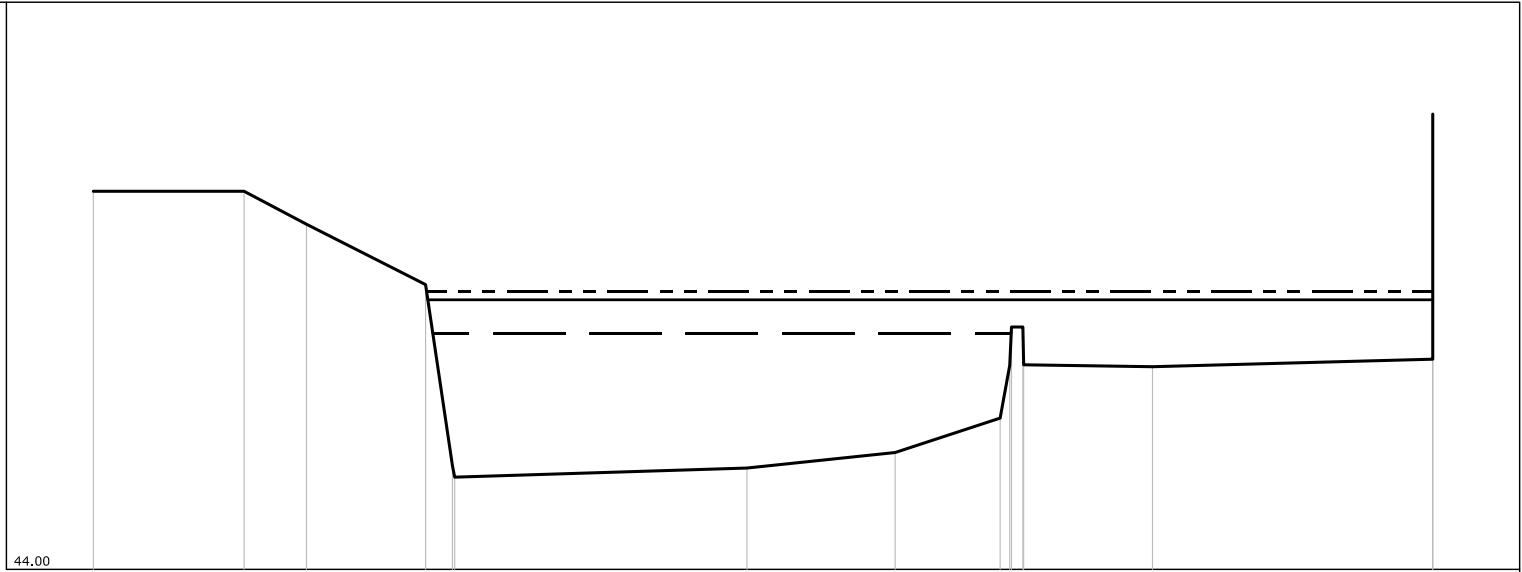
PUNTI	3	4	5	6	7	8	11	12	13
QUOTE [m s.l.m.]	56.30	52.38	48.71	48.61	48.36	48.76	52.21	52.40	52.55
DISTANZE PROGRESSIVE [m]	16.13	20.30	20.86	29.66	35.74	36.24	36.84	37.96	46.80
DISTANZE PARZIALI [m]		4.17		8.80		6.08		1.12	8.84

Torrente Carrfone
 SEZIONE N° 00517__15

LEGENDA:

- TR30 H = 50.25 m. s.l.m.
- TR200 H = 51.13 m. s.l.m.
- TR500 H = 51.35 m. s.l.m.

SCALA DISTANZE 1:200
 SCALA QUOTE 1:200



PUNTI	1	2	3	4	5	7	8	9	10	12	14	15
QUOTE [m s.l.m.]	54.00	54.00	53.13	51.53	46.74	46.68	47.09	48.00	50.41	49.36	49.56	49.56
DISTANZE PROGRESSIVE [m]	0.00	3.99	5.64	8.79	9.50	17.29	21.21	23.29	24.59	28.02	35.43	35.43
DISTANZE PARZIALI [m]		3.99	1.65	3.15		7.73	3.92	2.78		3.41	7.41	

Torrente Carrfone
SEZIONE N° 00506__15

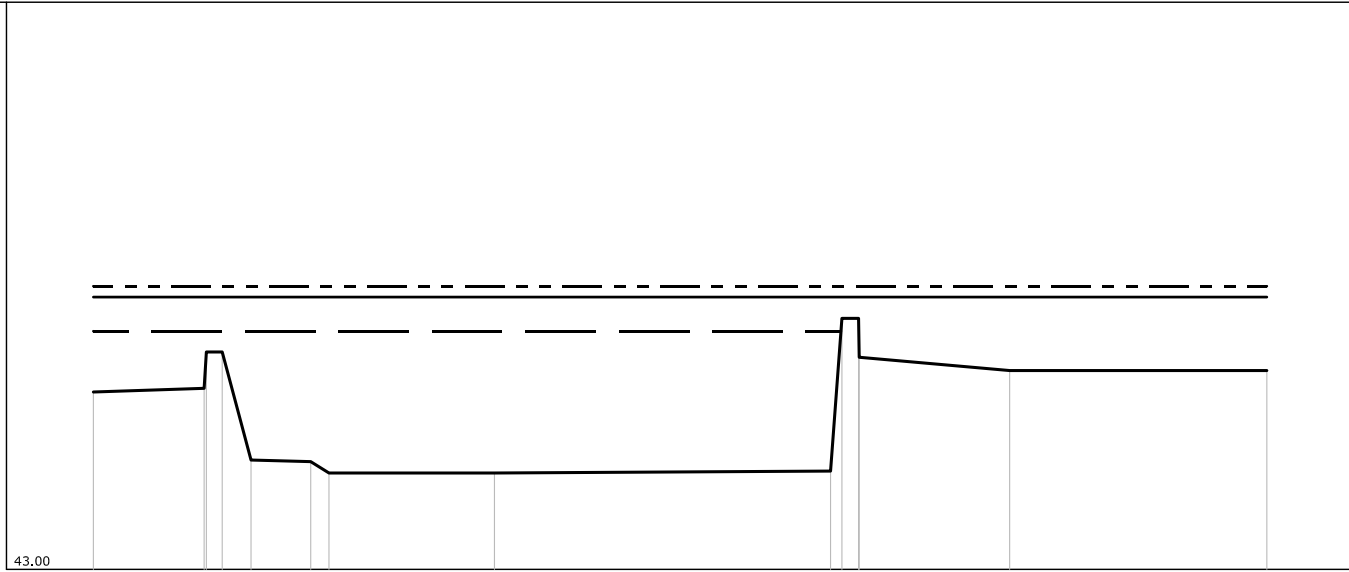
LEGENDA:

TR30 H =49.30 m. s.l.m. _____

TR200 H =50.20 m. s.l.m. _____

TR500 H =50.49 m. s.l.m. - - - - -

SCALA DISTANZE 1:200
SCALA QUOTE 1:200



PUNTI	1	2	4	5	6	7	8	9	10	11	13	14
QUOTE [m s.l.m.]	47.69	47.79	48.75	45.89	45.85	45.55	45.55	45.60	49.64	49.64	48.26	48.26
DISTANZE PROGRESSIVE [m]	0.00	2.93	3.41	4.17	5.75	6.23	10.61	19.50	19.80	20.24	24.24	31.04
DISTANZE PARZIALI [m]		2.93		1.58		4.38		8.89		3.98	6.80	

Torrente Carrione
 SEZIONE N° 00499__15

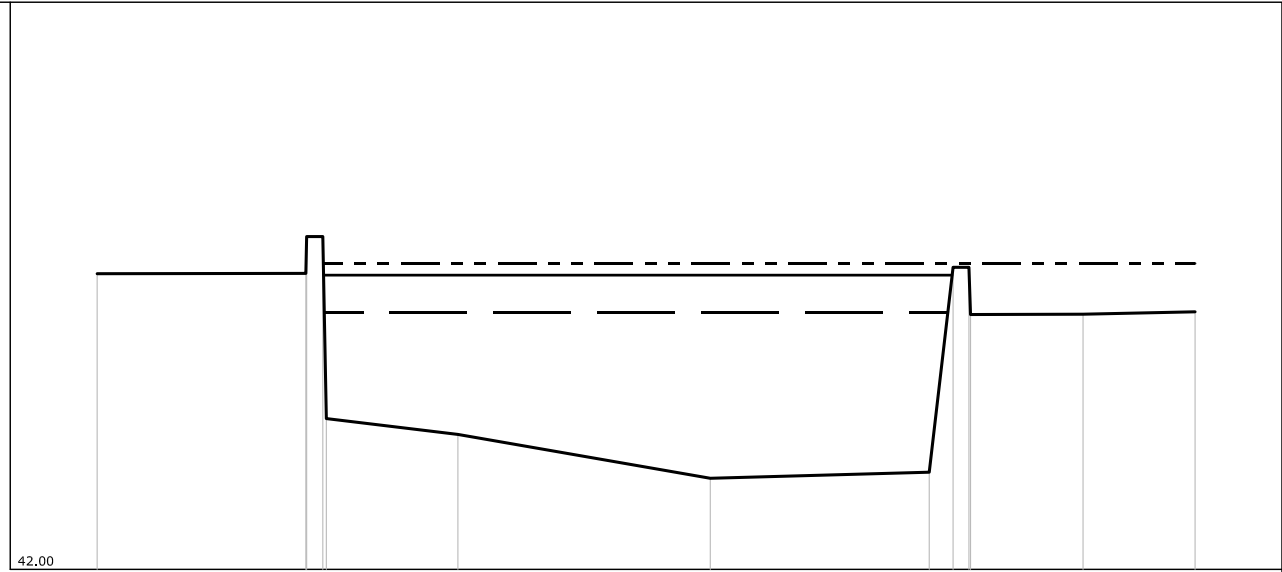
LEGENDA:

TR30 H =48,79 m. s.l.m. _____

TR200 H =49,78 m. s.l.m. _____

TR500 H =50,09 m. s.l.m. - - - - -

SCALA DISTANZE 1:200
 SCALA QUOTE 1:200

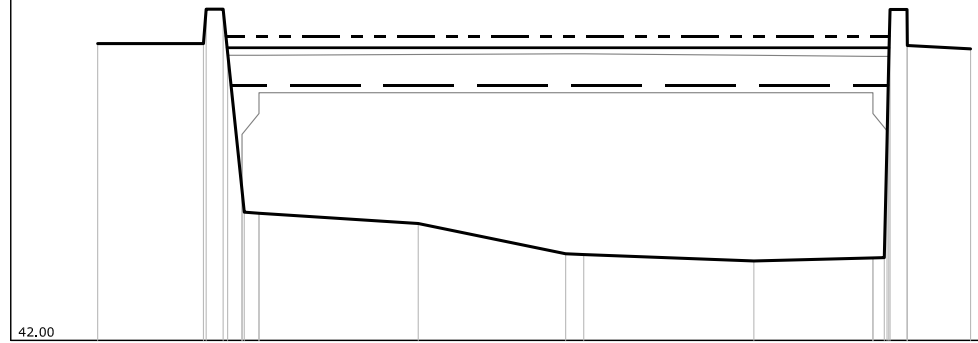


PUNTI	1	2	4	6	7	8	9	10	12	13
QUOTE [m s.l.m.]	49.82	49.83 50.80		45.57	44.41		44.57 49.99 49.99		48.75	48.81
DISTANZE PROGRESSIVE [m]	0.00	5.52 5.97		9.54	16.22		22.01 22.64 23.06		26.08	29.04
DISTANZE PARZIALI [m]		5.52		3.48	6.68		5.79		2.98	2.96

Torrente Carrione
 SEZIONE N° 00497PB15

LEGENDA:
 TR30 H = 48.75 m. s.l.m. ———
 TR200 H = 49.74 m. s.l.m. ———
 TR500 H = 50.05 m. s.l.m. - - - - -

SCALA DISTANZE 1:200
 SCALA QUOTE 1:200



PUNTI	1	2	4	6	9	11	12	13	14	19	7	21	23
QUOTE [m s.l.m.]	49.85	49.85	50.76	45.97	45.36	45.09	44.29	44.27	44.10	44.18	44.19	50.75	49.71
DISTANZE PROGRESSIVE [m]	0.00	2.80	3.32	3.82	4.27	8.48	12.38	12.86	17.36	20.51	20.81	21.41	23.09
DISTANZE PARZIALI [m]		2.80				4.21	3.90		4.50	3.15		1.67	

Torrente Carrfone
 SEZIONE N° 00497PC15

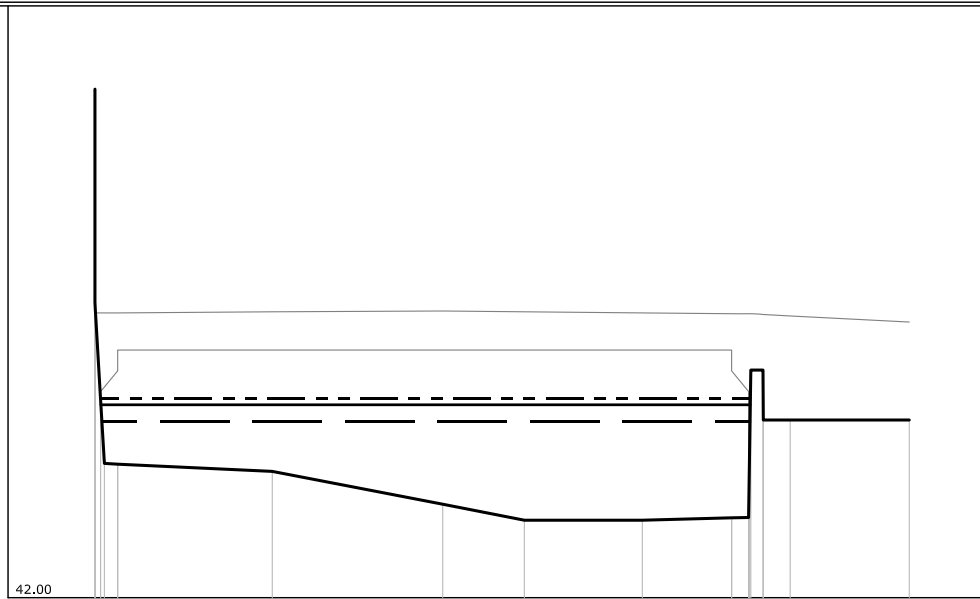
LEGENDA:

TR30 H =46.65 m. s.l.m. _____

TR200 H =47.10 m. s.l.m. _____

TR500 H =47.26 m. s.l.m. _____

SCALA DISTANZE 1:200
 SCALA QUOTE 1:200



PUNTI	16	7	9	10	11	12	13	15	19	21	22		
QUOTE [m s.l.m.]	45.35 45.35 45.63		45.34		44.47		44.05		44.05		44.11 44.12 48.02	46.70	
DISTANZE PROGRESSIVE [m]	0.00 0.29 0.60		4.69		9.20		11.36		14.48		16.84 17.29 17.67	18.39	21.54
DISTANZE PARZIALI [m]			4.09		4.51		2.16		3.12		2.36		3.15

Torrente Carrione
 SEZIONE N° 00495__15

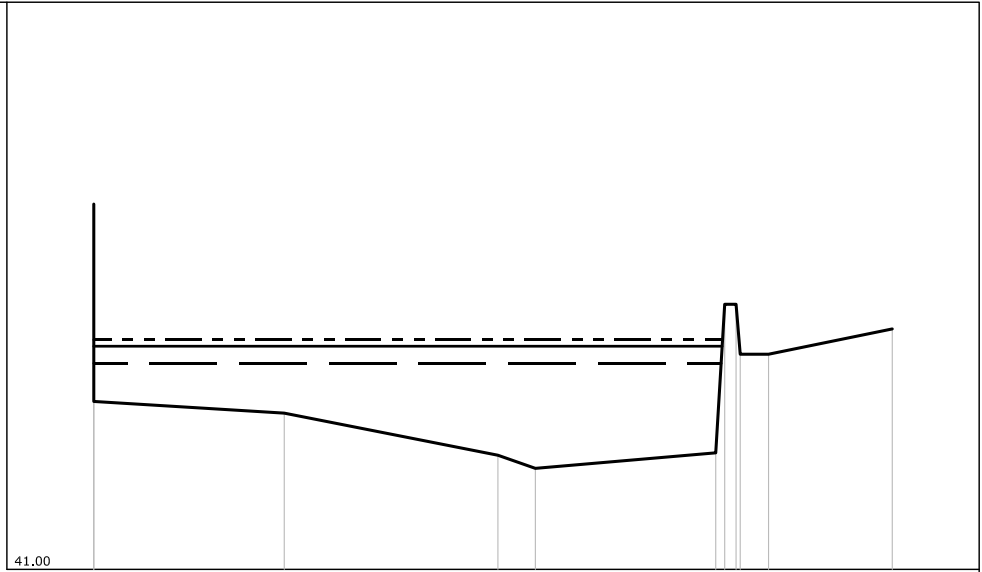
LEGENDA:

TR30 H =46.45 m. s.l.m. ———

TR200 H =46.90 m. s.l.m. ———

TR500 H =47.07 m. s.l.m. - - - - -

SCALA DISTANZE 1:200
 SCALA QUOTE 1:200



PUNTI	1	3	4	5	6	8	10	11
QUOTE [m s.l.m.]	50.66	45.13	44.02	43.67	44.08	48.01	46.69	47.36
DISTANZE PROGRESSIVE [m]	0.00	5.04	10.69	11.68	16.45	16.99	17.85	21.12
DISTANZE PARZIALI [m]		5.04	5.65	0.99	4.77			3.27

Torrente Carrione
 SEZIONE N° 00490BB15

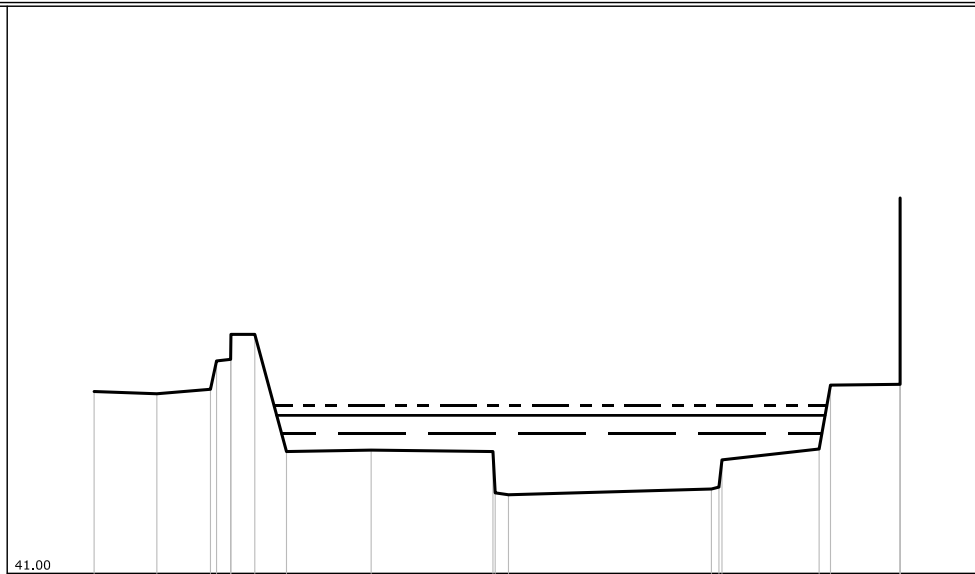
LEGENDA:

TR30 H = 44.69 m. s.l.m. ———

TR200 H = 45.18 m. s.l.m. ———

TR500 H = 45.43 m. s.l.m. - - - - -

SCALA DISTANZE 1:200
 SCALA QUOTE 1:200



PUNTI	1	2	3	5	7	8	9	10	12	13	15	17	18	
QUOTE [m s.l.m.]	45.81	45.75	45.87	46.66	47.32	44.22	44.26	44.22	43.08	43.23	44.00	44.29	45.98	46.00
DISTANZE PROGRESSIVE [m]	0.00	1.66	3.08	3.61	4.25	5.09	7.33	10.55	10.96	16.33	16.61	19.18	19.48	21.32
DISTANZE PARZIALI [m]		1.66	1.42			2.24	3.22			5.37		2.57	1.84	

Torrente Carrione
SEZIONE N° 00490BC15

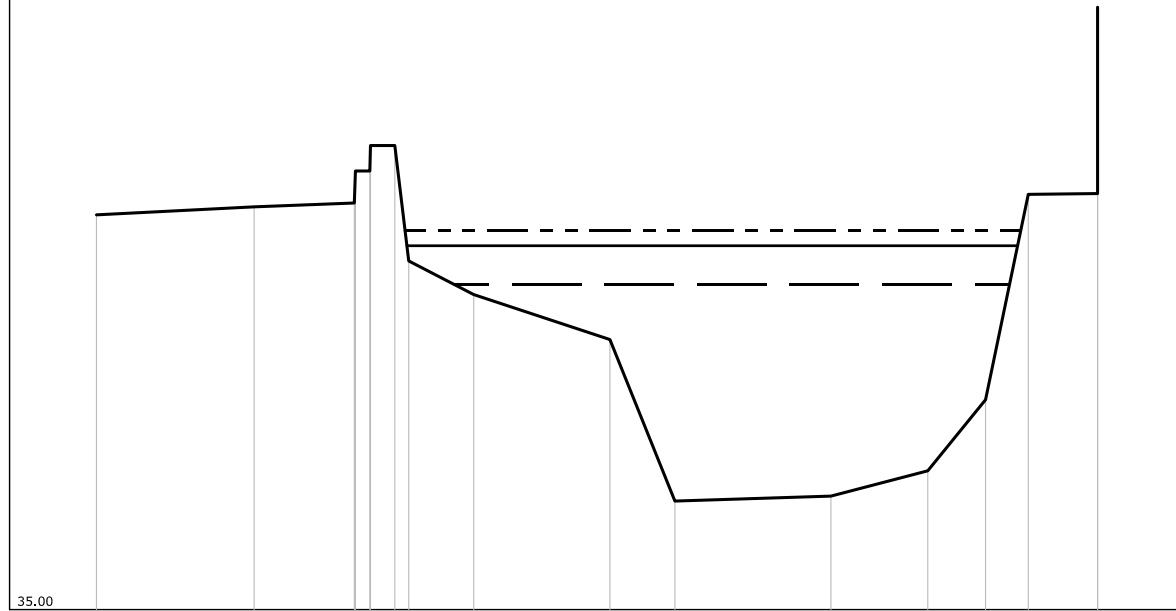
LEGENDA:

TR30 H =43.60 m. s.l.m. _____

TR200 H =44.62 m. s.l.m. _____

TR500 H =45.02 m. s.l.m. _____

SCALA DISTANZE 1:200
SCALA QUOTE 1:200



PUNTI	1	2	3	4	5	6	7	8	9	10	11	12	13	14	15	16
QUOTE [m s.l.m.]	45.44	45.65	45.75	46.60	46.60	47.27	44.22		43.33	42.14	37.87	38.00	38.67	40.55	45.98	46.00
DISTANZE PROGRESSIVE [m]	0.00	4.17	6.82	7.23	7.89	8.26		9.98		13.58	15.30	19.43	21.99	23.52	24.65	26.48
DISTANZE PARZIALI [m]		4.17	2.65				1.72	3.60	1.72	4.13	2.56	1.53	1.13	1.83		

Torrente Carrione
 SEZIONE N° 00485__15

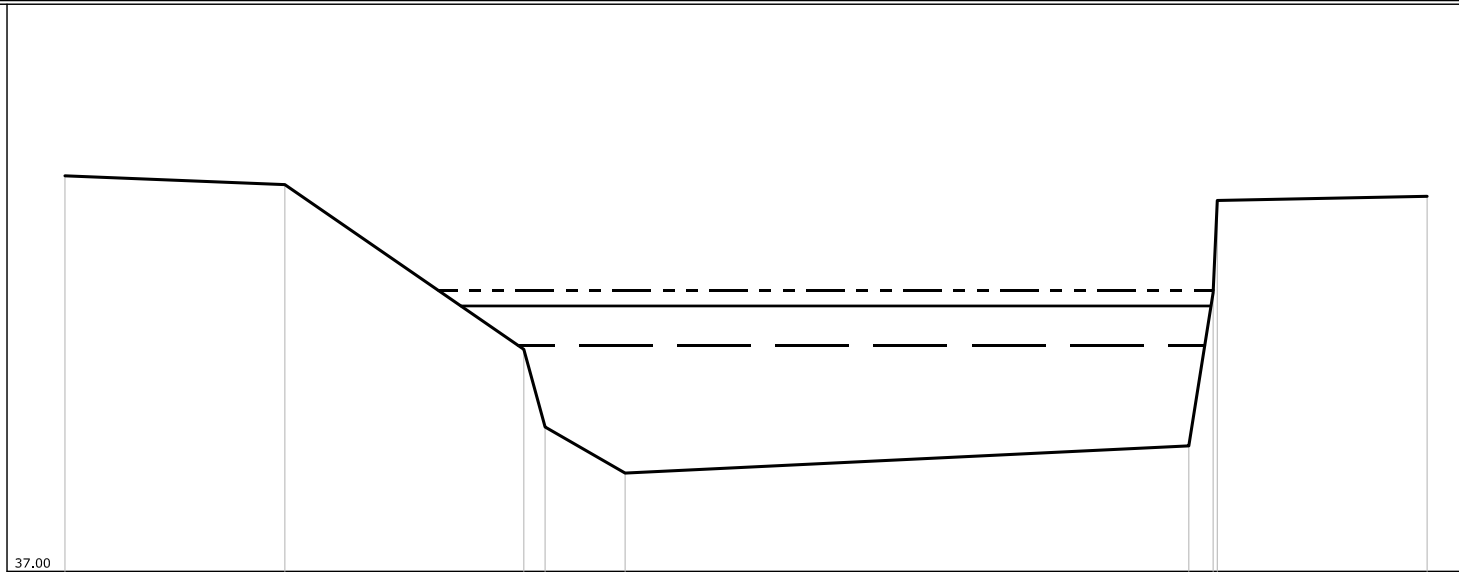
LEGENDA:

TR30 H =42.98 m. s.l.m. _____

TR200 H =44.02 m. s.l.m. _____

TR500 H =44.44 m. s.l.m. - - - - -

SCALA DISTANZE 1:200
 SCALA QUOTE 1:200



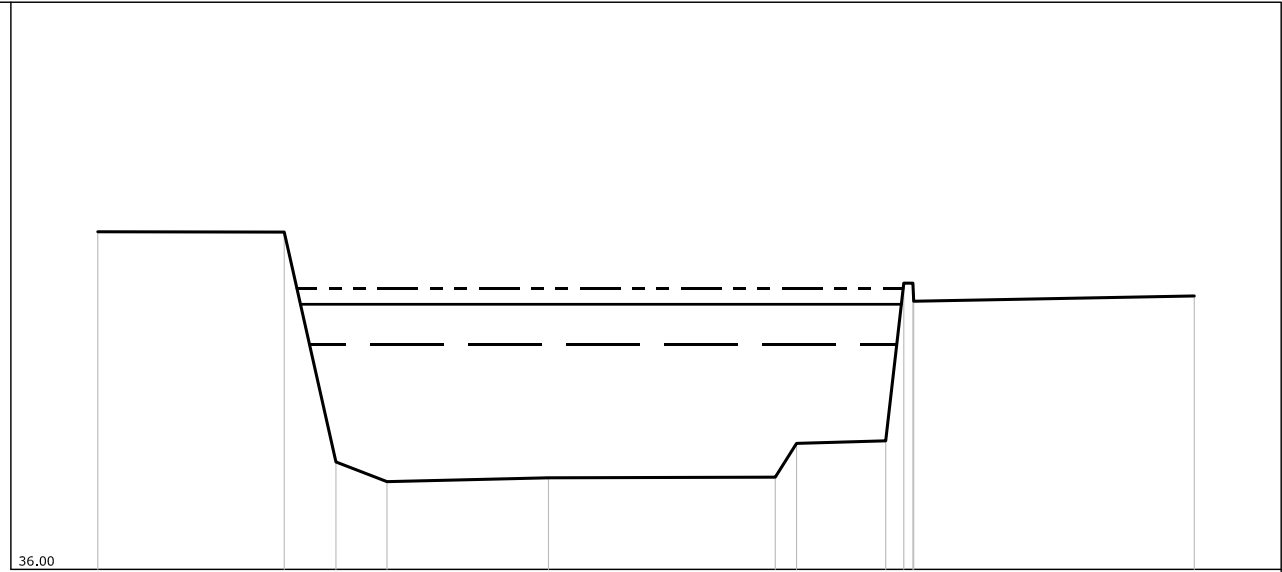
PUNTI	2	3	4	5	6	7	8	10
QUOTE [m s.l.m.]	47,46	47,23	42,87 40,82		39,60	40,32 44,37		46,92
DISTANZE PROGRESSIVE [m]	2,11	7,83	14,25 14,81		16,93	31,84 32,48		38,14
DISTANZE PARZIALI [m]		5,82	6,32		2,12	14,91		5,55

Torrente Carrione
 SEZIONE N° 00476__15

LEGENDA:

- TR30 H = 41.94 m. s.l.m.
- TR200 H = 43.01 m. s.l.m.
- TR500 H = 43.44 m. s.l.m.

SCALA DISTANZE 1:200
 SCALA QUOTE 1:200



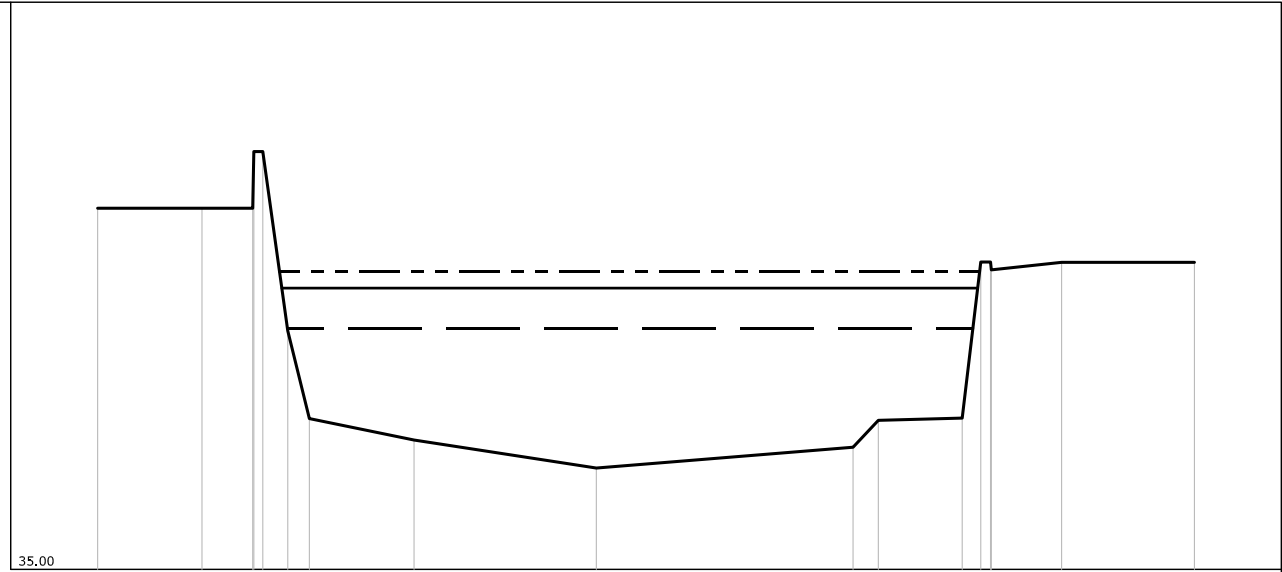
PUNTI	1	2	3	4	5	6	7	8	9	10	12
QUOTE [m s.l.m.]	44.93	44.92	38.84	38.32	38.42	38.44	39.33	39.40	43.57	43.57	43.23
DISTANZE PROGRESSIVE [m]	0.00	4.93	6.30	7.65	11.92	17.92	18.48	20.84	21.32	21.36	29.00
DISTANZE PARZIALI [m]		4.93	1.37	1.35	4.27	6.00		2.36			7.42

Torrente Carrione
 SEZIONE N° 00471__15

LEGENDA:

- TR30 H =41.38 m. s.l.m.
- TR200 H =42.44 m. s.l.m.
- TR500 H =42.87 m. s.l.m.

SCALA DISTANZE 1:200
 SCALA QUOTE 1:200



PUNTI	1	2	3	5	6	7	8	9	10	11	12	13	4	16	17
QUOTE [m s.l.m.]	44.55	44.55	44.55	46.05	41.31	38.99	38.42	37.68	38.23	38.94	39.00	43.13	43.13	43.12	43.12
DISTANZE PROGRESSIVE [m]	0.00	2.76	4.10	4.37	5.03	5.60	8.37	13.19	19.98	20.65	22.87	23.35	23.62	25.50	29.01
DISTANZE PARZIALI [m]		2.76	1.34				2.77	4.82	6.79		2.22		1.86	3.51	

Torrente Carrlone
 SEZIONE N° 00456__15

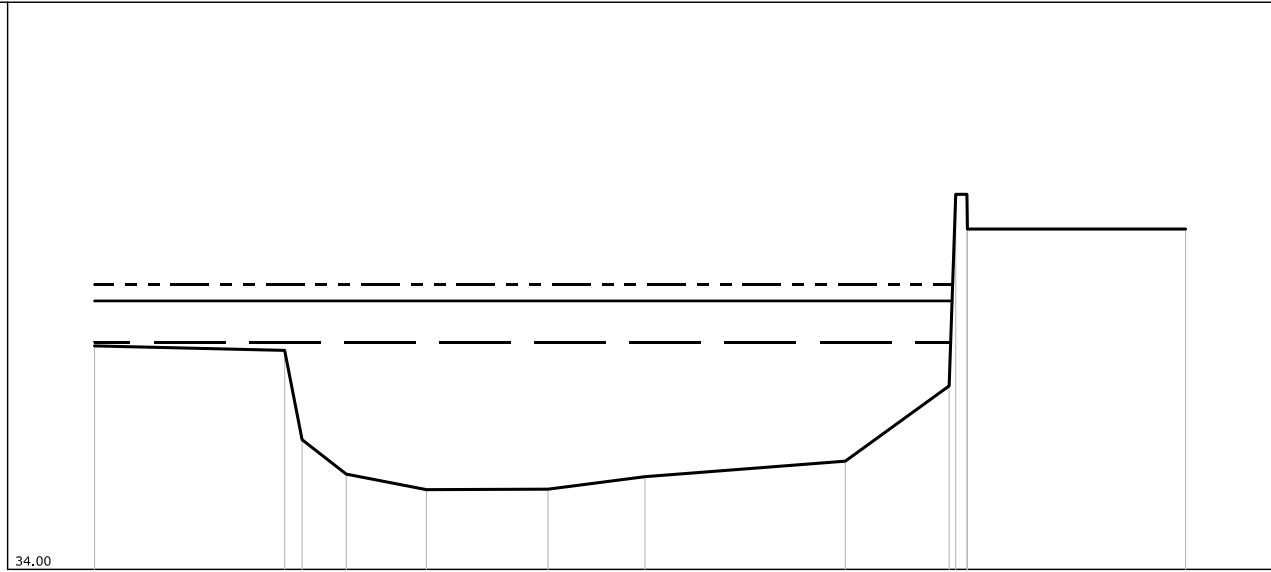
LEGENDA:

TR30 H =40.01 m. s.l.m. ————

TR200 H =41.10 m. s.l.m. ————

TR500 H =41.53 m. s.l.m. - - - - -

SCALA DISTANZE 1:200
 SCALA QUOTE 1:200



PUNTI	1	2	3	4	5	6	7	8	9	11	13
QUOTE [m s.l.m.]	39.91	39.79	37.43	36.52	36.11	36.12	36.45	36.86	38.85	43.92	43.00
DISTANZE PROGRESSIVE [m]	0.00	5.03	5.49	6.66	8.78	12.00	14.56	19.86	22.61	23.08	28.86
DISTANZE PARZIALI [m]		5.03	1.17	2.12	3.22	2.56	5.30	2.75			5.77

Torrente Carrione
SEZIONE N° 00444__15

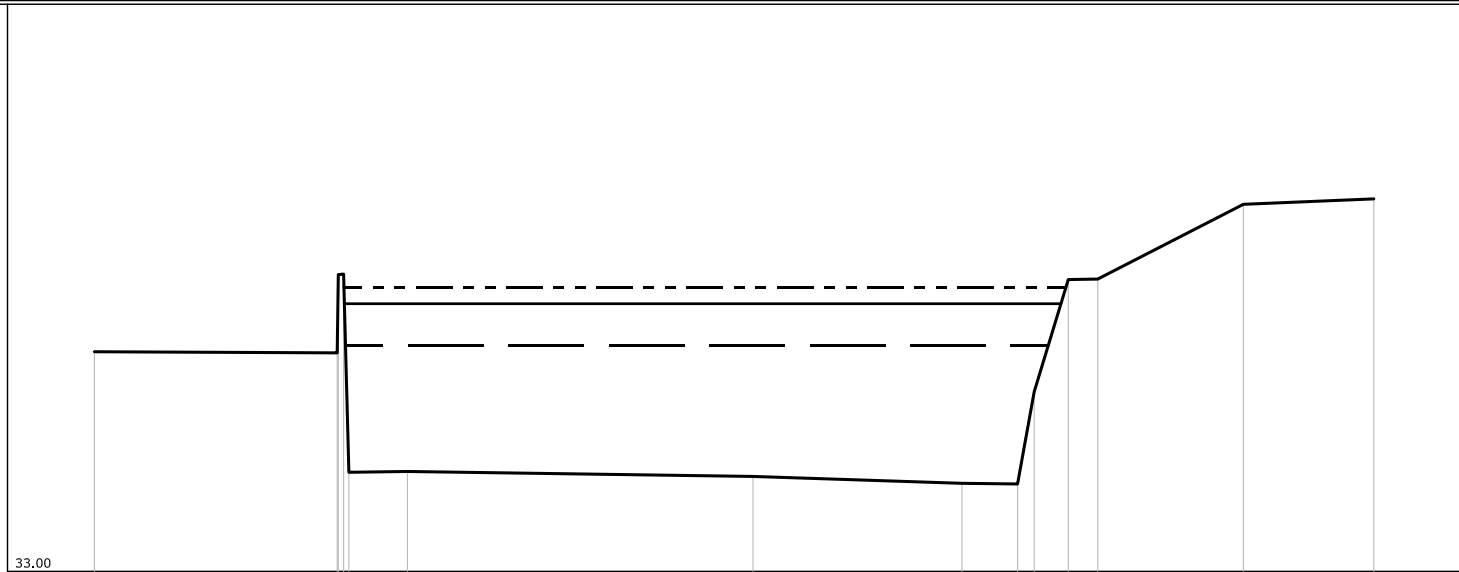
LEGENDA:

TR30 H =38.97 m. s.l.m. _____

TR200 H =40.08 m. s.l.m. _____

TR500 H =40.51 m. s.l.m. - - - - -


SCALA DISTANZE 1:200
SCALA QUOTE 1:200



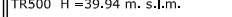
PUNTI	1	2	5	6	7	8	9	10	11	12	13	14
QUOTE [m s.l.m.]	38.81	38.78 35.62	35.64		35.51	35.33	35.31 37.75	40.72	40.73		42.71	42.85
DISTANZE PROGRESSIVE [m]	0.00	6.42 6.73	8.28		17.42	22.95	24.42 24.86	25.76	26.54		30.39	33.84
DISTANZE PARZIALI [m]		6.42	1.55		9.14	5.53	1.47			3.85	3.45	

Torrente Carrfone
SEZIONE N° 00434__15

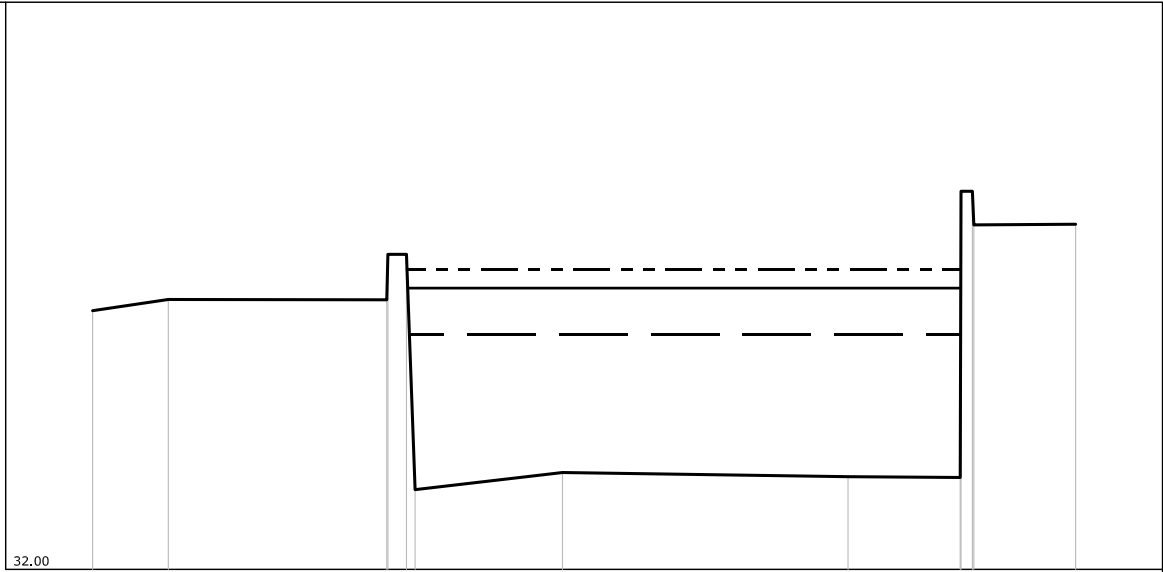
LEGENDA:

TR30 H = 38.22 m. s.l.m. 

TR200 H = 39.44 m. s.l.m. 

TR500 H = 39.94 m. s.l.m. 


SCALA DISTANZE 1:200
SCALA QUOTE 1:200





PUNTI	1	2	3	5	7	8	9	11	13
QUOTE [m s.l.m.]	38.84	39.14	39.13 40.33		34.56		34.45	34.43 42.00	41.13
DISTANZE PROGRESSIVE [m]	0.00	2.00	7.78 8.30		12.43		19.98	22.95 23.27	26.00
DISTANZE PARZIALI [m]		2.00	5.78		3.90		7.55	2.97	2.69

Torrente Carrlone
 SEZIONE N° 00433PB15

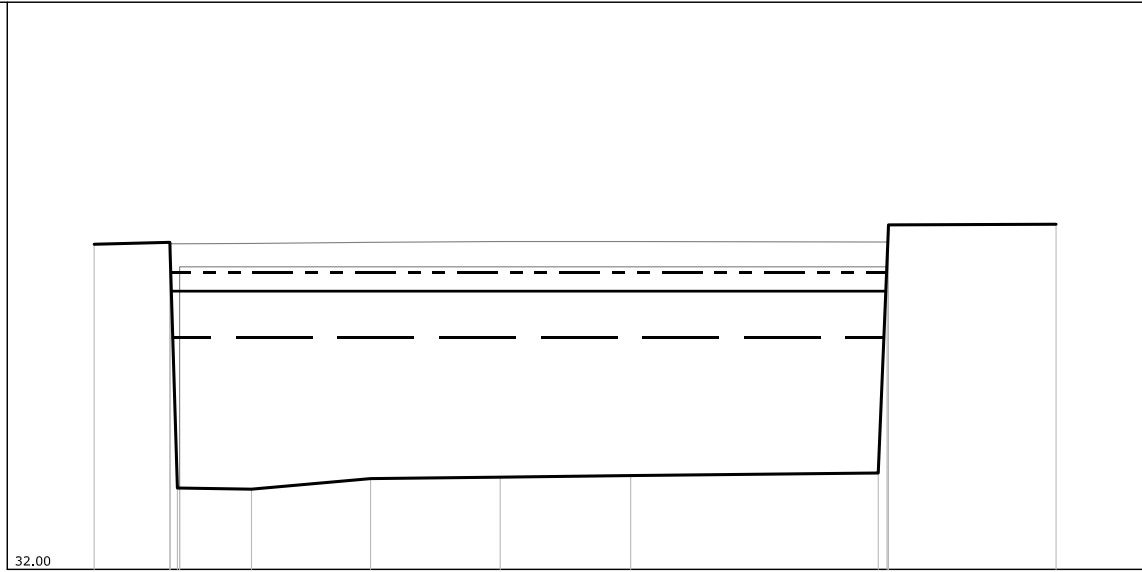
LEGENDA:

TR30 H =38.13 m. s.l.m. 

TR200 H =39.36 m. s.l.m. 

TR500 H =39.85 m. s.l.m. 


SCALA DISTANZE 1:200
 SCALA QUOTE 1:200





PUNTI	1	2	5	7	8	9	10	11	13	15
QUOTE [m s.l.m.]	40.60	39.55	38.13	34.12	34.40	34.44	34.48	38.57	38.57	41.13
DISTANZE PROGRESSIVE [m]	0.00	2.00	2.90	4.16	7.31	10.74	14.19	20.74	21.00	25.44
DISTANZE PARZIALI [m]		2.00	0.90	1.90	3.15	3.43	3.45	6.55	0.26	4.43

Torrente Carrfone
SEZIONE N° 00433PC15

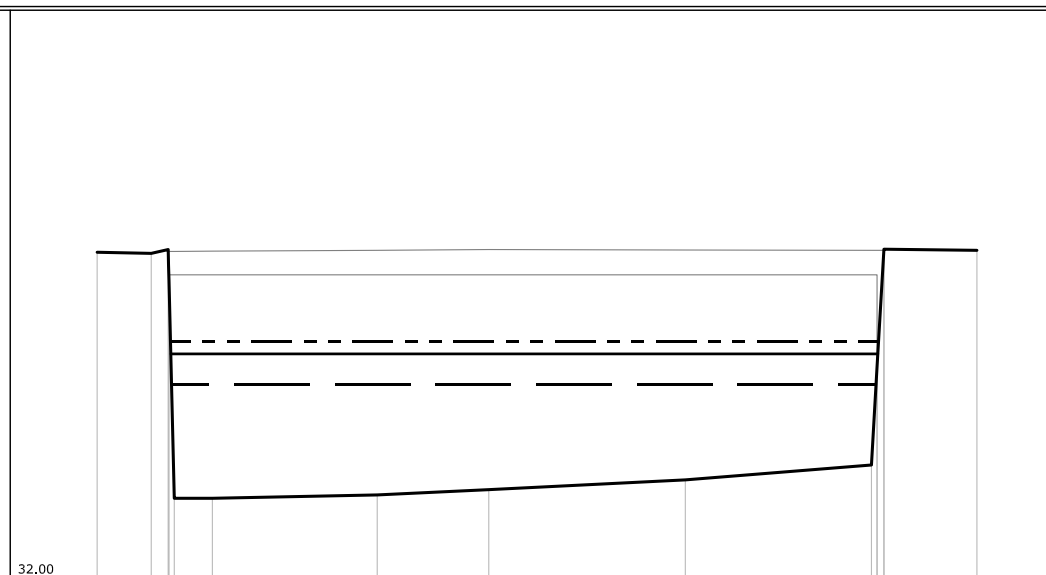
LEGENDA:

TR30 H =37.10 m. s.l.m. 

TR200 H =37.91 m. s.l.m. 

TR500 H =38.24 m. s.l.m. 

SCALA DISTANZE 1:200
SCALA QUOTE 1:200



PUNTI	1	2	3	7	8	9	10	11	14	16
QUOTE [m s.l.m.]	40.60	40.57	40.67	34.09	34.18	34.32	34.58	34.97	40.68	40.65
DISTANZE PROGRESSIVE [m]	0.00	1.43	1.88	3.05	7.41	10.36	15.56	20.48	20.81	23.27
DISTANZE PARZIALI [m]		1.43	1.01	4.36	2.95	5.20	4.92	2.46		

Torrente Carrfone
SEZIONE N° 00430__15

LEGENDA:

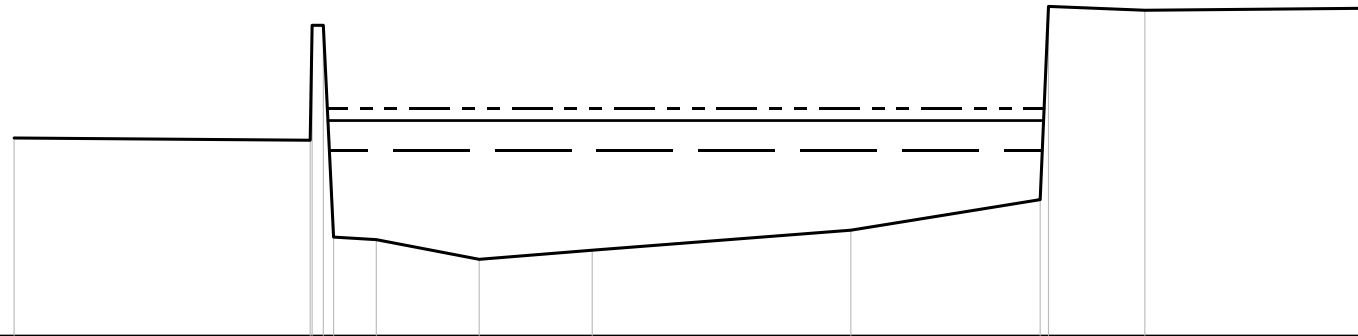
TR30 H =36.88 m. s.l.m. _____

TR200 H =37.68 m. s.l.m. _____

TR500 H =38.00 m. s.l.m. _____

SCALA DISTANZE 1:200
SCALA QUOTE 1:200

32.00



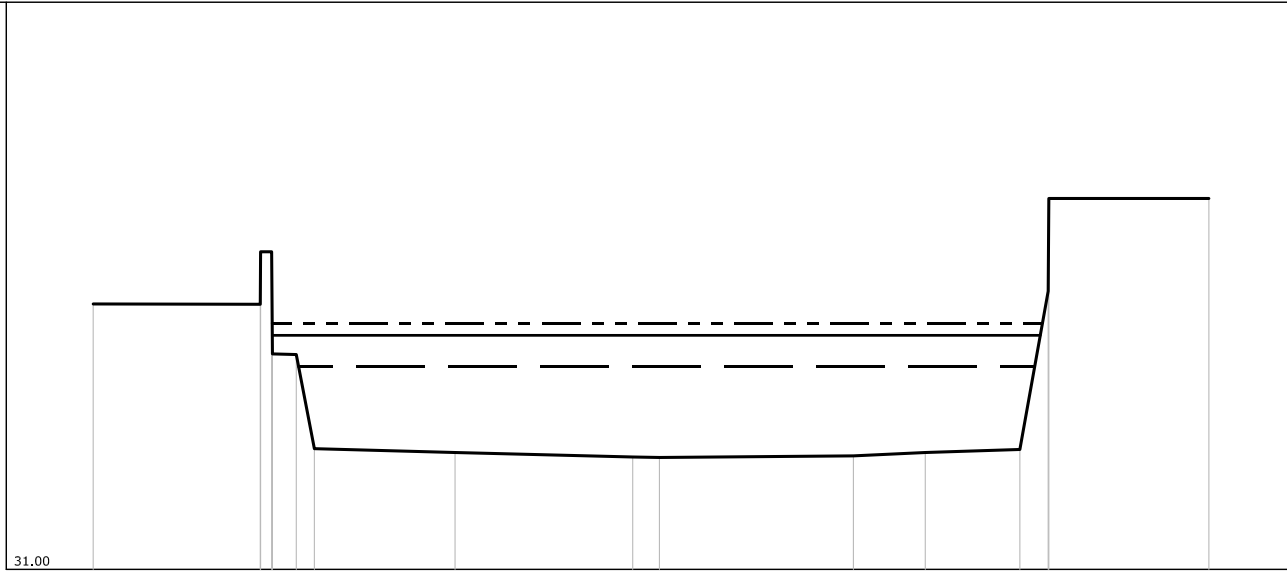
PUNTI	1	2	4	5	6	7	8	9	10	12	13
QUOTE [m s.l.m.]	37.22	37.16	40.20	34.60	34.53	34.01	34.25	34.78	35.59	40.60	40.65
DISTANZE PROGRESSIVE [m]	0.00	7.83	8.18	8.45	9.58	12.30	15.29	22.13	27.14	29.91	35.60
DISTANZE PARZIALI [m]		7.83		1.13	2.72	2.99	6.84	5.01	2.55	5.69	

Torrente Carrlone
SEZIONE N° 00428BB15

LEGENDA:

- TR30 H =36.36 m. s.l.m.
- TR200 H =37.19 m. s.l.m.
- TR500 H =37.51 m. s.l.m.

SCALA DISTANZE 1:200
SCALA QUOTE 1:200



PUNTI	1	2	3	4	5	6	7	8	9	10	11	12	13	14	15	16	
QUOTE [m s.l.m.]	38.02			38.01	38.40	36.68	34.19	34.09		33.97	33.96		34.00	34.09	34.17	38.36	40.81
DISTANZE PROGRESSIVE [m]	0.00			4.72	4.72	5.37	5.85	9.57		14.27	14.98		20.11	22.01	24.51	25.26	29.51
DISTANZE PARZIALI [m]		4.42						3.72		4.70			5.13	1.90	2.50		4.23

Torrente Carrione
SEZIONE N° 00428BC15

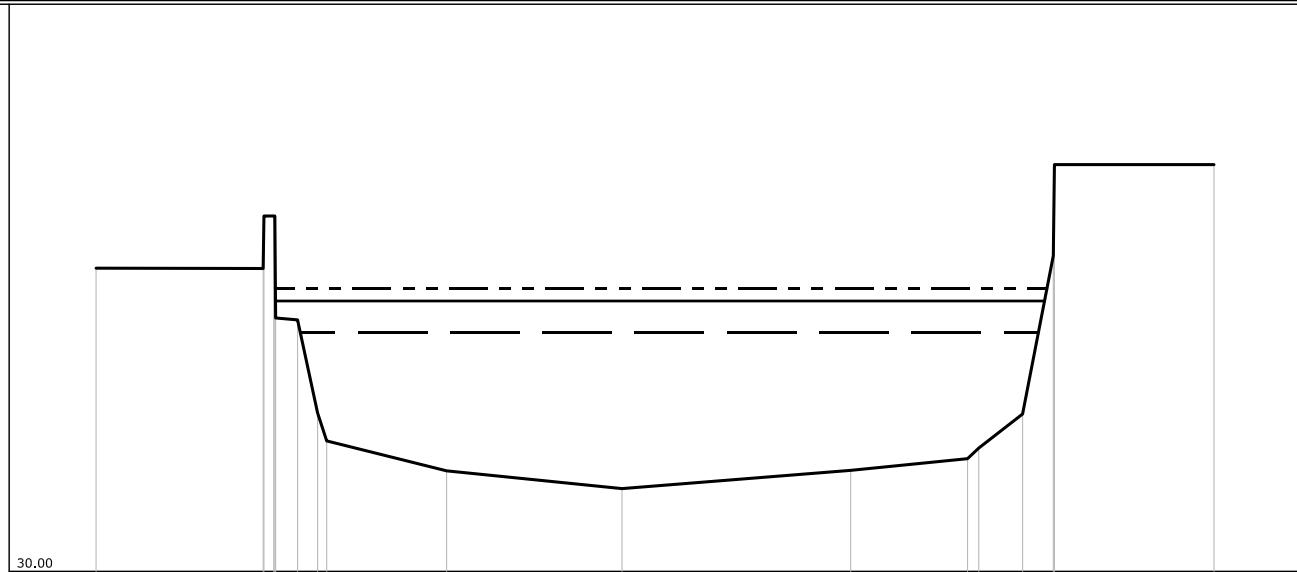
LEGENDA:

TR30 H = 36.32 m. s.l.m. ———

TR200 H = 37.15 m. s.l.m. ———

TR500 H = 37.47 m. s.l.m. - - - - -

SCALA DISTANZE 1:200
SCALA QUOTE 1:200



PUNTI	1	24	7	8	10	11	12	134	15	16	18
QUOTE [m s.l.m.]	38.02	38.01 38.40	36.65	34.19	32.66	32.19	32.67	32.98 33.26	34.16	38.35	40.76
DISTANZE PROGRESSIVE [m]	0.00	4.42 4.76	5.33	5.86	9.27	13.91	19.96	23.05 23.35	24.51	25.32	29.57
DISTANZE PARZIALI [m]		4.42			3.17	4.64	6.05	3.09	1.16	4.22	

Torrente Carrfone
 SEZIONE N° 00425__15

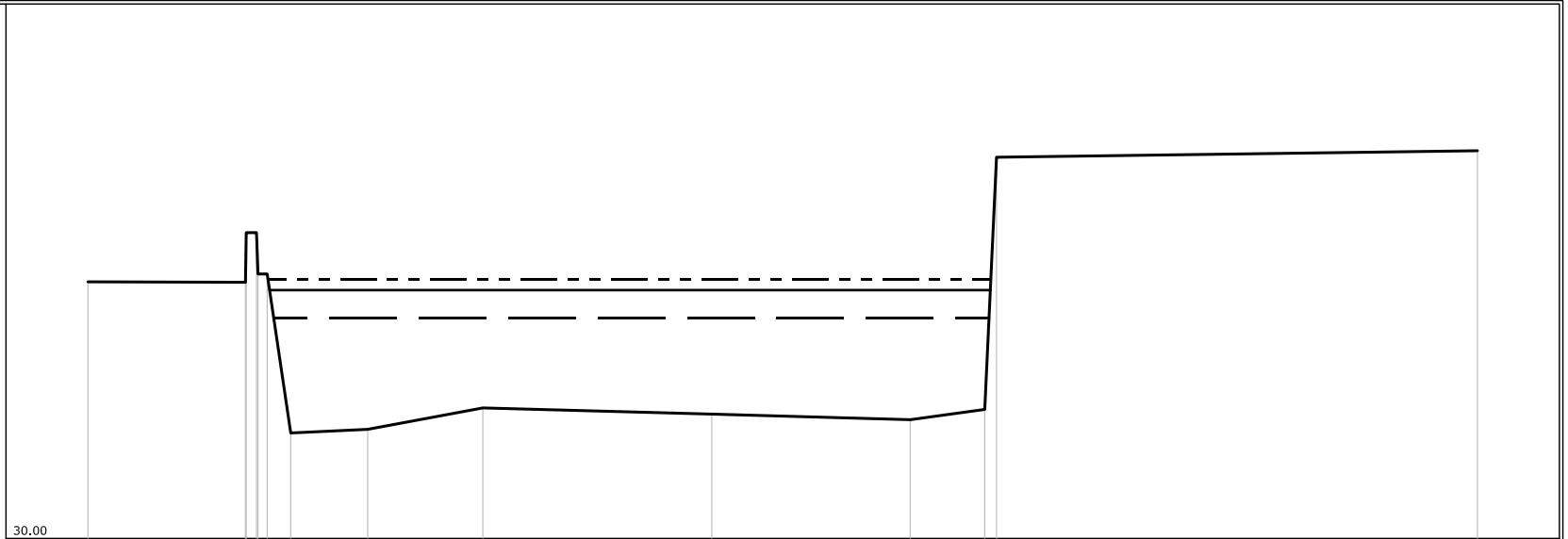
LEGENDA:

TR30 H =36.18 m. s.l.m. _____

TR200 H =36.97 m. s.l.m. _____

TR500 H =37.27 m. s.l.m. - - - - -

SCALA DISTANZE 1:200
 SCALA QUOTE 1:200



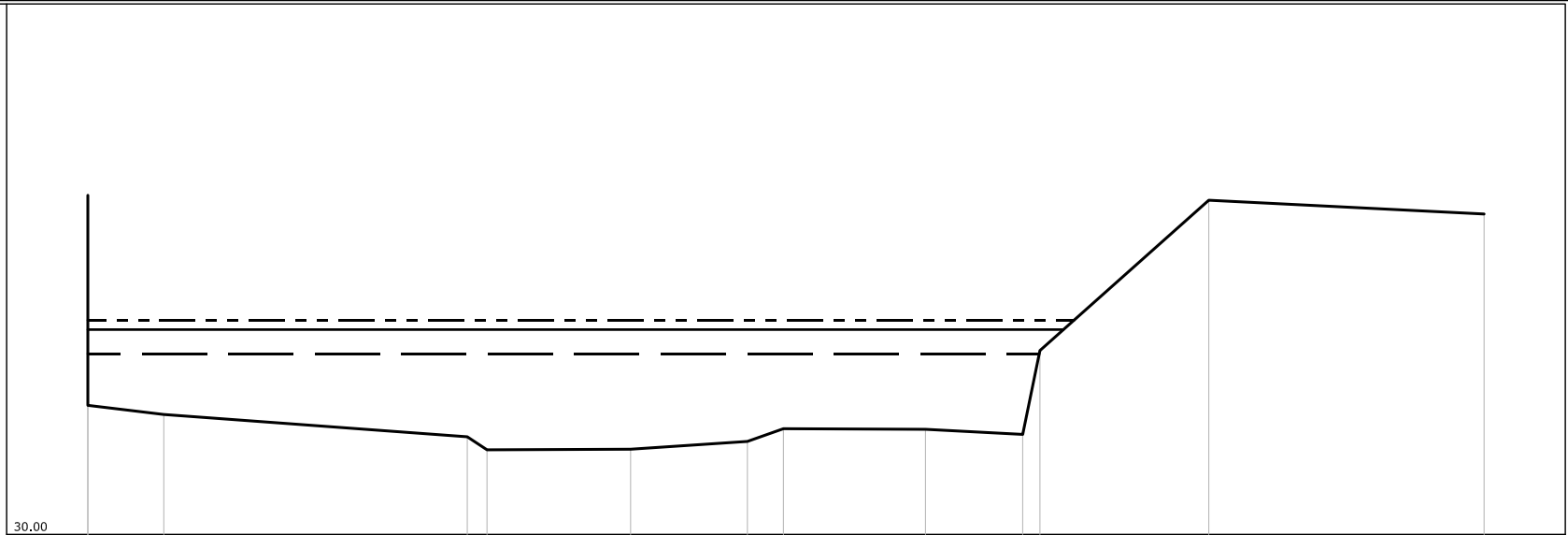
PUNTI	1	2	4	6	7	8	9	10	11	12	13	14
QUOTE [m s.l.m.]	37.20	37.19	36.58	37.42	32.96	33.06	33.66	33.49	33.33	33.62	40.70	40.88
DISTANZE PROGRESSIVE [m]	0.00	4.42	4.73	5.03	5.69	7.85	11.08	17.50	23.07	25.16	25.49	36.98
DISTANZE PARZIALI [m]		4.42			2.16	3.23	6.42	5.57	2.09	13.49		

Torrente Carrfone
SEZIONE N° 00416__15

LEGENDA:

- TR30 H = 35.11 m. s.l.m.
- TR200 H = 35.79 m. s.l.m.
- TR500 H = 36.06 m. s.l.m.

SCALA DISTANZE 1:200
SCALA QUOTE 1:200



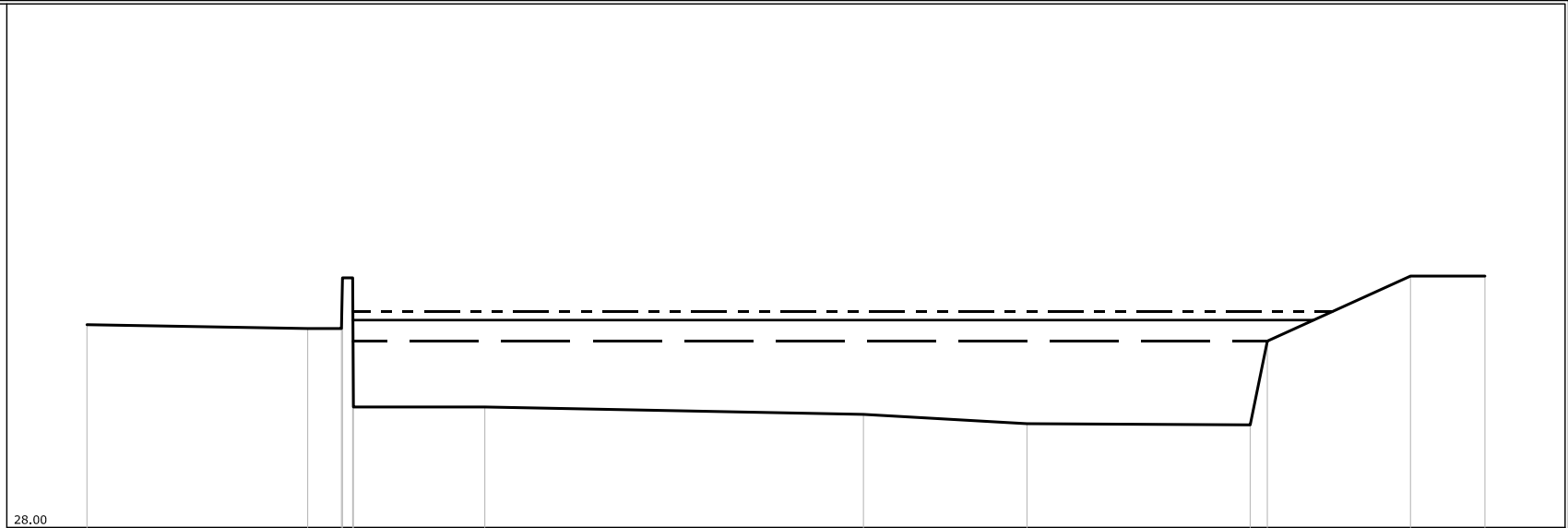
PUNTI	1	3	4	5	6	7	8	9	10	11	12	13
QUOTE [m s.l.m.]	39.59	33.39	32.76	32.39	32.41	32.63	32.99	32.97	32.83	35.20	39.45	39.06
DISTANZE PROGRESSIVE [m]	0.00	2.15	10.74	11.30	15.36	18.67	19.69	23.71	26.46	26.95	31.73	39.52
DISTANZE PARZIALI [m]		2.15	8.59		4.06	3.31	1.02	4.02	2.75		4.78	7.79

Torrente Carrione
 SEZIONE N° 00401__15

LEGENDA:

- TR30 H =33.33 m. s.l.m.
- TR200 H =33.94 m. s.l.m.
- TR500 H =34.19 m. s.l.m.

SCALA DISTANZE 1:200
 SCALA QUOTE 1:200



PUNTI	1	2	3	5	7	8	9	10	11	12	13
QUOTE [m s.l.m.]	33.81	33.70	33.70	35.15	31.45	31.24	30.97	30.94	33.34	35.20	35.20
DISTANZE PROGRESSIVE [m]	0.00	6.33	7.30	7.62	11.41	22.27	26.96	33.36	33.85	37.96	40.09
DISTANZE PARZIALI [m]		6.33	0.97		3.77	10.86	4.69	6.40		4.11	2.13

Torrente Carrione
 SEZIONE N° 00393BB15

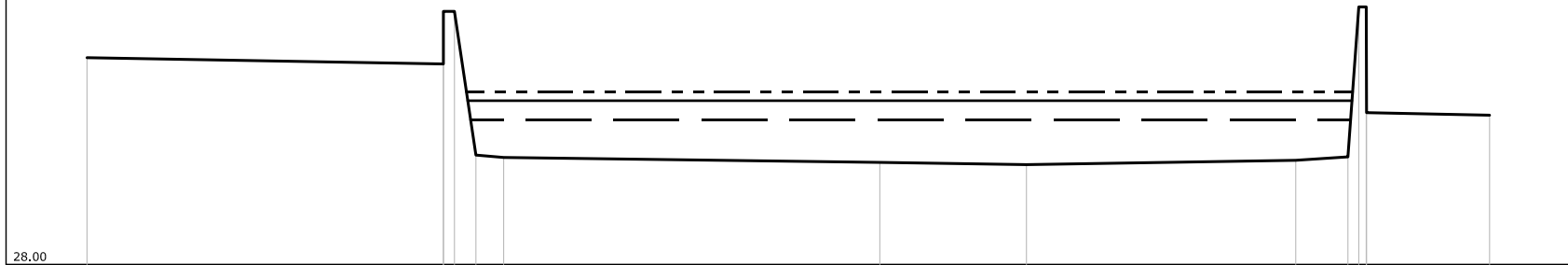
LEGENDA:

TR30 H =32.10 m. s.l.m. _____

TR200 H =32.64 m. s.l.m. _____

TR500 H =32.89 m. s.l.m. - - - - -

SCALA DISTANZE 1:200
 SCALA QUOTE 1:200



PUNTI	1	2	4	5	6	7	8	9	10	11	14
QUOTE [m s.l.m.]	33.86		33.68 35.17	31.10	31.03	30.89	30.83	30.95	31.05 35.30		32.23
DISTANZE PROGRESSIVE [m]	0.00		10.12 10.43	11.04	11.83	22.51	26.67	34.32	35.80 36.11		39.82
DISTANZE PARZIALI [m]		10.12				10.68	4.16	7.65	1.48		3.49

Torrente Carrione
 SEZIONE N° 00393BC15

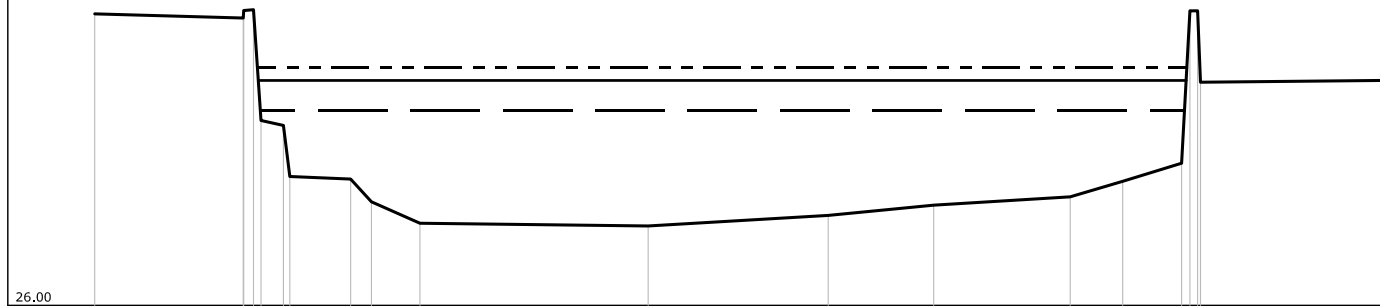
LEGENDA:

TR30 H = 31.15 m. s.l.m. ———

TR200 H = 31.95 m. s.l.m. ———

TR500 H = 32.28 m. s.l.m. - - - - -

SCALA DISTANZE 1:200
 SCALA QUOTE 1:200



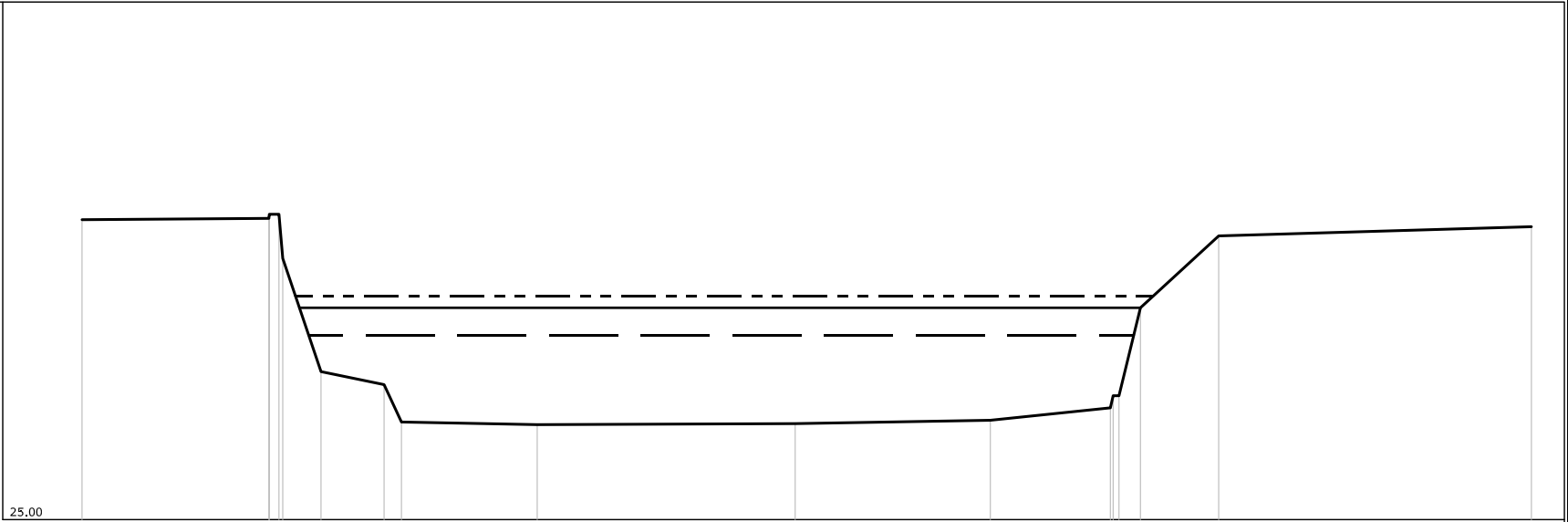
PUNTI	1	24	6	8	9	10	11	12	13	14	15	1618	20
QUOTE [m s.l.m.]	33.71	33.60 33.62	30.76	29.34	28.74	28.17	28.10	28.38	28.65	28.87	29.28	29.76 33.79	31.95
DISTANZE PROGRESSIVE [m]	0.00	3.93 4.20	4.99	6.77	7.32	8.60	14.64	19.40	22.19	25.80	27.19	28.75 29.17	34.03
DISTANZE PARZIALI [m]		3.93	1.06	1.61	1.28	6.04	4.76	2.79	3.61	1.39	1.56	4.78	

Torrente Carrfone
 SEZIONE N° 00384__15

LEGENDA:

- TR30 H =30.35 m. s.l.m.
- TR200 H =31.14 m. s.l.m.
- TR500 H =31.48 m. s.l.m.

SCALA DISTANZE 1:200
 SCALA QUOTE 1:200



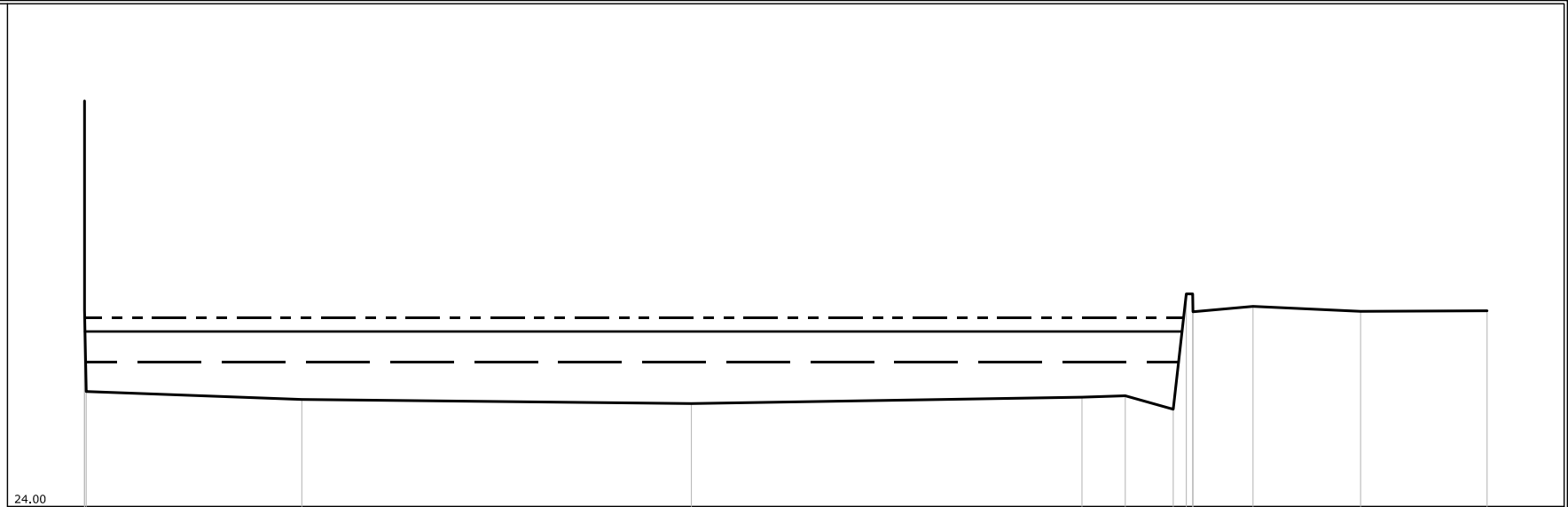
PUNTI	1	2	4	6	7	8	9	10	11	12	14	15	16	17
QUOTE [m s.l.m.]	33.69	33.73	33.63	29.29	28.91	27.83	27.75	27.78	27.88	28.24	28.59	31.14	33.22	33.49
DISTANZE PROGRESSIVE [m]	0.00	5.42	5.71	6.93	8.76	9.26	13.20	20.68	26.34	29.82	30.07	30.69	32.96	42.03
DISTANZE PARZIALI [m]		5.42	1.11	1.83			3.94	7.48	5.66	3.48		2.27	9.07	

Torrente Carrfone
 SEZIONE N° 00370BB15

LEGENDA:

- TR30 H =28.30 m. s.l.m.
- TR200 H =29.22 m. s.l.m.
- TR500 H =29.63 m. s.l.m.

SCALA DISTANZE 1:200
 SCALA QUOTE 1:200



PUNTI	1	4	5	6	7	8	9	12	13	14
QUOTE [m s.l.m.]	36.10	27.19	27.07	27.26	27.30	26.90	30.34	29.97	29.82	29.84
DISTANZE PROGRESSIVE [m]	0.00	6.48	18.10	29.75	31.04	32.47	32.86	34.85	38.06	41.83
DISTANZE PARZIALI [m]		6.43	11.62	11.65	1.29	1.43	1.79	3.21	3.77	

Torrente Carrlone
SEZIONE N° 00370BC15

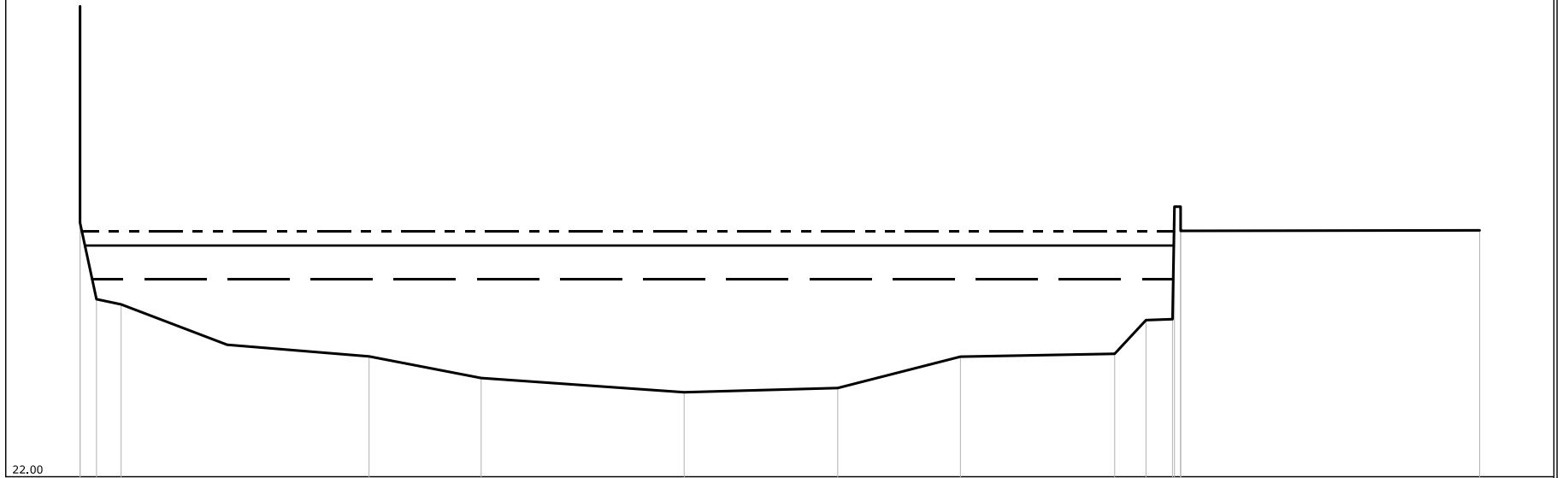
LEGENDA:

TR30 H =28.12 m. s.l.m. ———

TR200 H =29.15 m. s.l.m. ———

TR500 H =29.58 m. s.l.m. - - - - -


SCALA DISTANZE 1:200
SCALA QUOTE 1:200





PUNTI	1	3	4	23	6	7	8	9	10	11	12	13	5	17
QUOTE [m s.l.m.]	36.55	27.49	27.33		25.72	25.05	24.61	24.74	25.71	25.80	26.84	26.87	26.87	29.62
DISTANZE PROGRESSIVE [m]	0.00	0.51	1.27		8.94	12.41	18.69	23.44	27.24	32.01	32.98	34.89	34.89	43.30
DISTANZE PARZIALI [m]				3.28	4.39	3.47	6.28	4.75	3.80	4.77	0.97			9.25

Torrente Carrione
 SEZIONE N° 00363__15

LEGENDA:

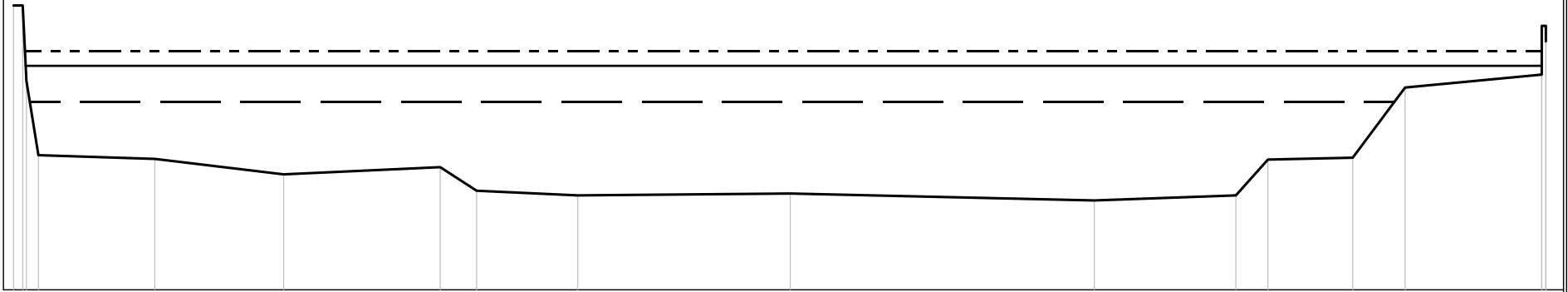
TR30 H =27.97 m. s.l.m. 

TR200 H =29.12 m. s.l.m. 

TR500 H =29.59 m. s.l.m. 

SCALA DISTANZE 1:200
 SCALA QUOTE 1:200

22.00



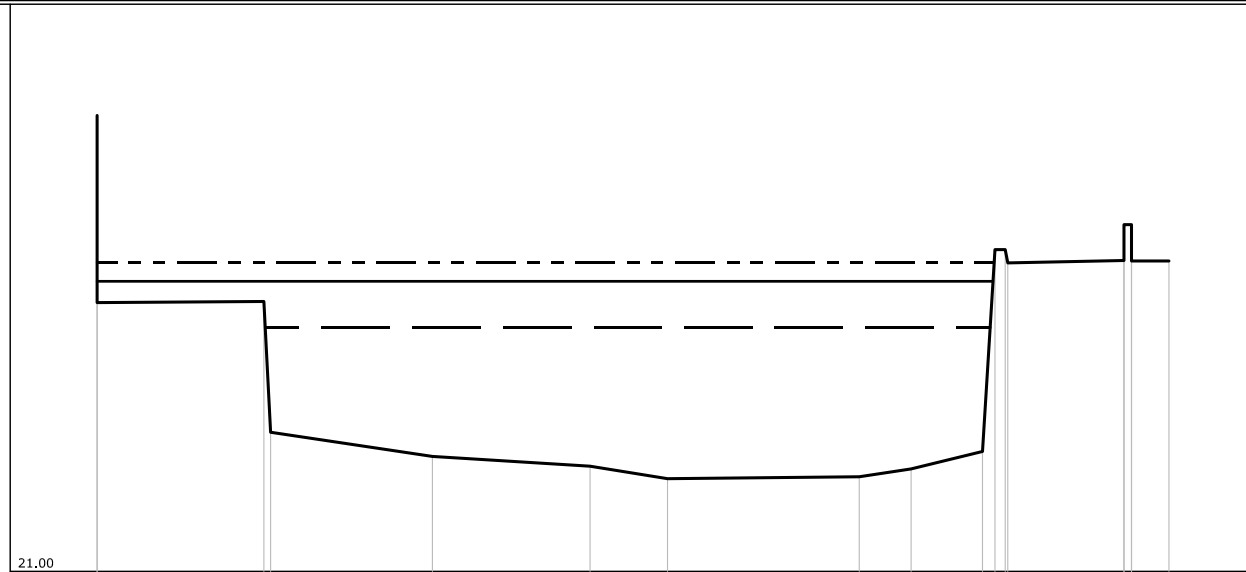
PUNTI	2	4	6	7	8	9	10	11	12	13	14	15	16	17	18
QUOTE [m s.l.m.]	29.82	31.04	26.28	26.16	25.67	25.90	25.15	25.00	25.06	24.84	25.00	26.14	26.20	28.43	28.84
DISTANZE PROGRESSIVE [m]	6.03	6.36	6.86	10.57	14.67	19.66	20.82	24.04	30.81	40.49	45.00	46.02	48.72	50.39	54.74
DISTANZE PARZIALI [m]				3.71	4.10	4.99	1.16	3.22	6.77	9.68	4.51	1.02	2.70	1.67	

Torrente Carrifone
 SEZIONE N° 00350__15

LEGENDA:

- TR30 H =27.45 m. s.l.m.
- TR200 H =28.67 m. s.l.m.
- TR500 H =29.17 m. s.l.m.

SCALA DISTANZE 1:200
 SCALA QUOTE 1:200



PUNTI	1	3	5	6	7	8	9	10	11	12	14	18
QUOTE [m s.l.m.]	33.06	28.14	24.04	23.78	23.45	23.50	23.71	28.17	28.17	28.51	29.22	29.21
DISTANZE PROGRESSIVE [m]	0.00	4.41	8.87	13.04	15.09	20.16	21.53	23.42	23.72	24.02	27.16	28.35
DISTANZE PARZIALI [m]		4.41	4.28	4.17	2.05	5.07	1.37	1.89			3.07	0.99

Torrente Carrione
SEZIONE N° 00349PB15

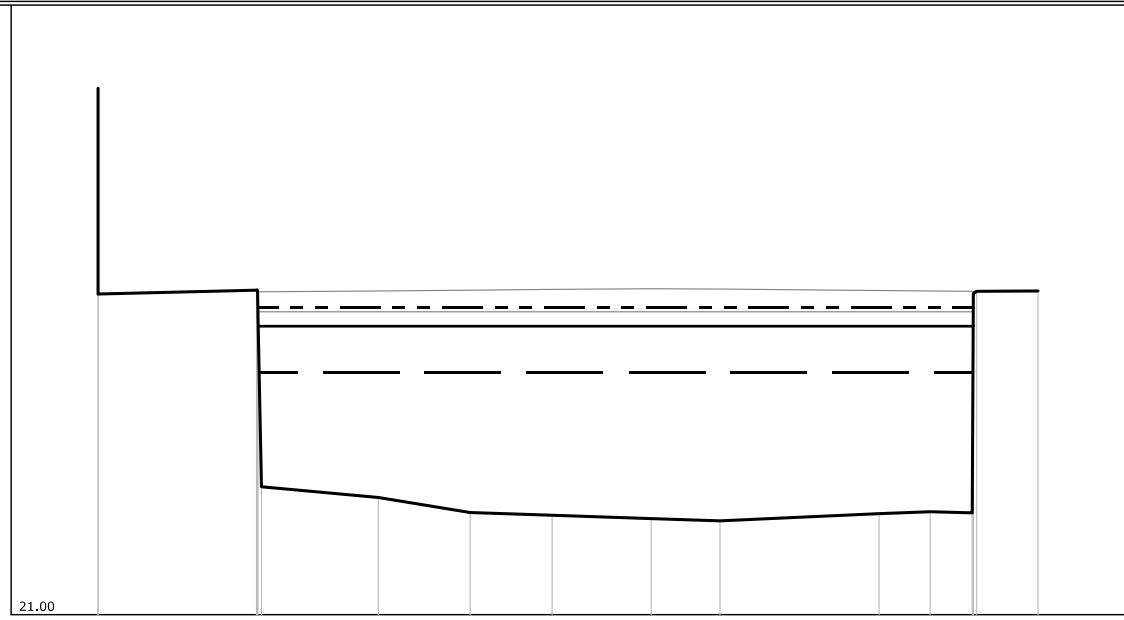
LEGENDA:

TR30 H = 27.41 m. s.l.m. ————

TR200 H = 28.63 m. s.l.m. ————

TR500 H = 29.13 m. s.l.m. - - - - -

SCALA DISTANZE 1:200
SCALA QUOTE 1:200



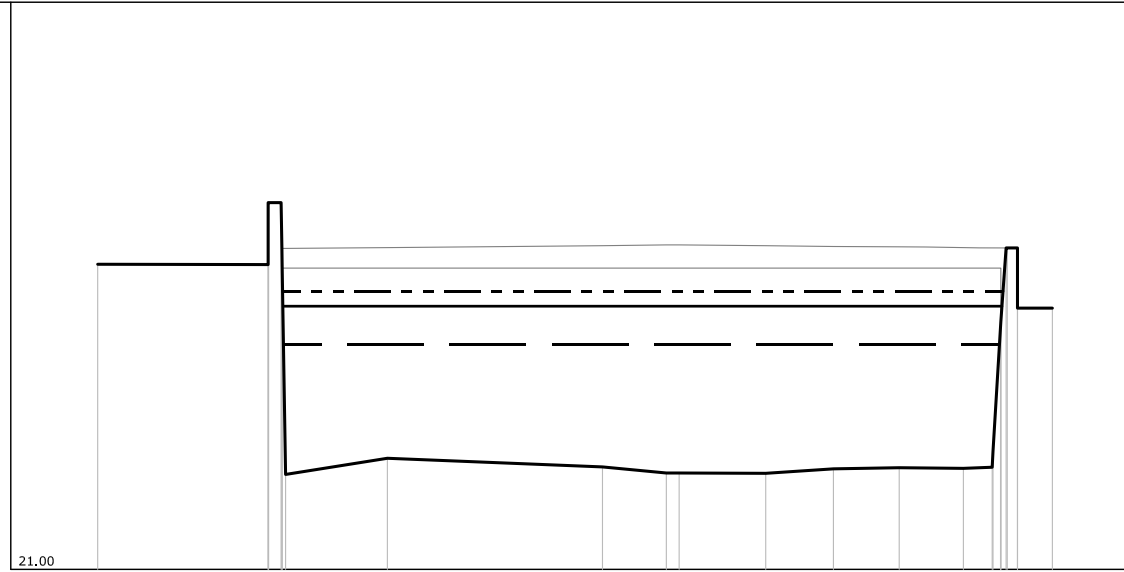
PUNTI	1	3	9	10	11	12	13	14	15	16	20
QUOTE [m s.l.m.]	34.92	29.58	24.10	23.70	23.63	23.54	23.48	23.67	23.72	23.69	29.56
DISTANZE PROGRESSIVE [m]	0.00	4.19	7.41	9.84	12.01	14.63	16.45	20.66	22.01	23.12	24.86
DISTANZE PARZIALI [m]		4.19	3.09	2.43	2.17	2.62	1.82	4.21	1.35	1.11	1.62

Torrente Carrione
 SEZIONE N° 00349PC15

LEGENDA:

- TR30 H =26.95 m. s.l.m.
- TR200 H =27.96 m. s.l.m.
- TR500 H =28.36 m. s.l.m.

SCALA DISTANZE 1:200
 SCALA QUOTE 1:200



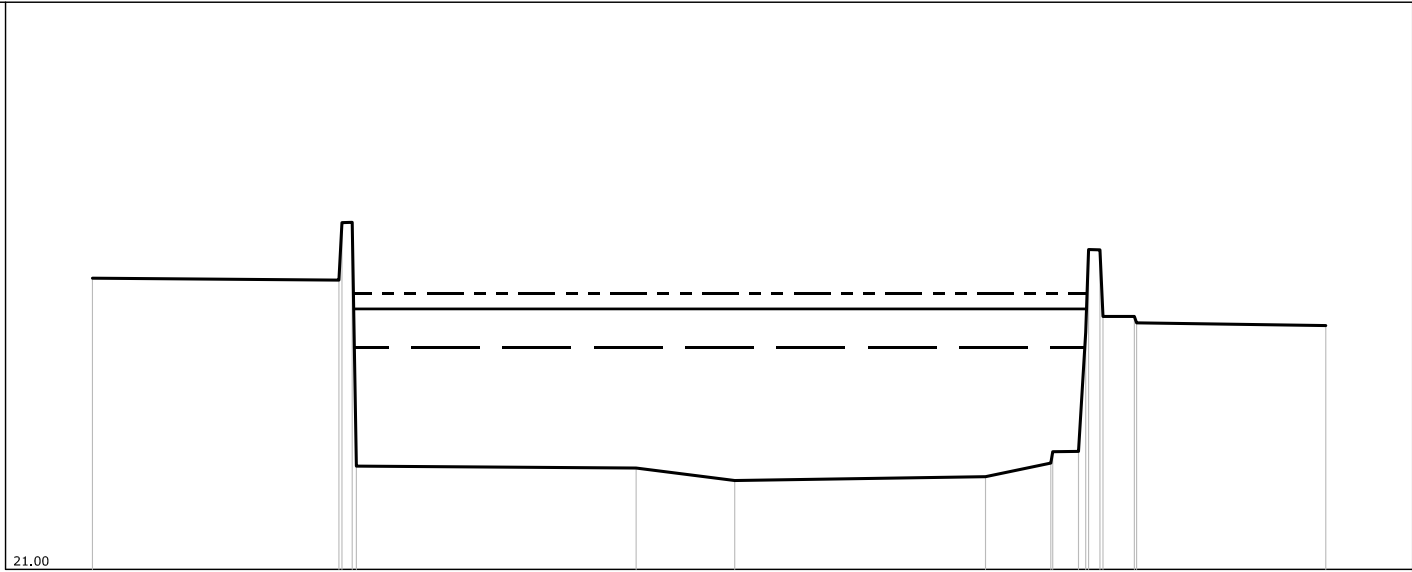
PUNTI	1	2	5	9	10	11	12	13	14	15	16	17	22	24	26
QUOTE [m s.l.m.]	29.07	29.06	30.70	23.94	23.71	23.55	23.55	23.54	23.66	23.69	23.67	23.70	28.50	29.50	27.91
DISTANZE PROGRESSIVE [m]	0.00	4.51	4.85	7.66	13.35	15.04	15.38	17.67	19.46	21.20	22.90	23.66	24.03	24.33	25.25
DISTANZE PARZIALI [m]		4.51	2.69	5.69	1.69	2.29	1.79	1.74	1.70						

Torrente Carrifone
SEZIONE N° 00348__15

LEGENDA:

- TR30 H =26.88 m. s.l.m.
- TR200 H =27.89 m. s.l.m.
- TR500 H =28.29 m. s.l.m.

SCALA DISTANZE 1:200
SCALA QUOTE 1:200

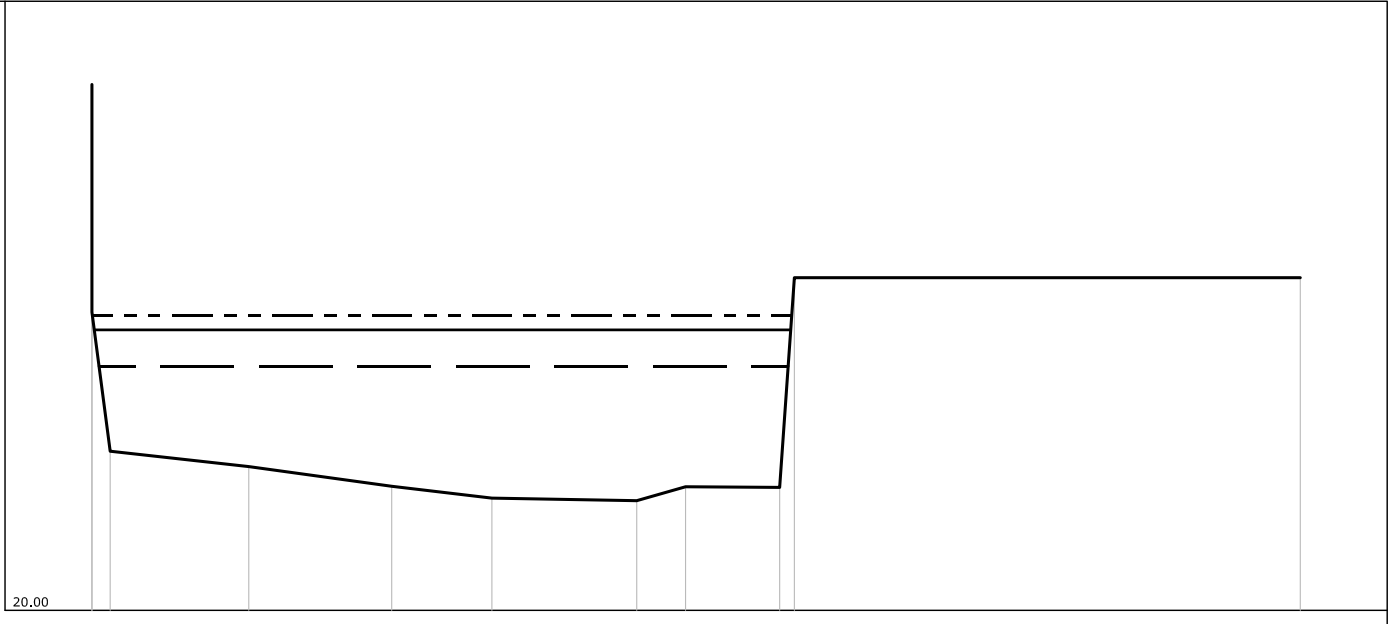


PUNTI	1	2	4	6	7	8	9	11	13	14	16	18
QUOTE [m s.l.m.]	28.70	28.65	30.18	23.68	23.35	23.45	23.81	26.08	26.12	26.45	27.69	27.45
DISTANZE PROGRESSIVE [m]	0.00	6.52	6.87	14.38	16.99	23.62	25.35	26.08	26.63	26.63	27.56	32.62
DISTANZE PARZIALI [m]		6.52	7.40	2.61	6.63	1.73					5.00	

Torrente Carrfone
 SEZIONE N° 00343__15

LEGENDA:
 TR30 H = 26.46 m. s.l.m. ———
 TR200 H = 27.42 m. s.l.m. ———
 TR500 H = 27.81 m. s.l.m. - - - - -

SCALA DISTANZE 1:200
 SCALA QUOTE 1:200



PUNTI	1	3	4	5	6	7	8	9	10	11
QUOTE [m s.l.m.]	33.91	24.21	23.80	23.28	22.97	22.90	23.27	23.25	28.80	28.80
DISTANZE PROGRESSIVE [m]	0.00	0.48	4.15	7.93	10.58	14.41	15.70	18.19	18.58	31.96
DISTANZE PARZIALI [m]			3.67	3.78	2.65	3.83	1.29	2.49		13.38

Torrente Carrlone
SEZIONE N° 00332__15

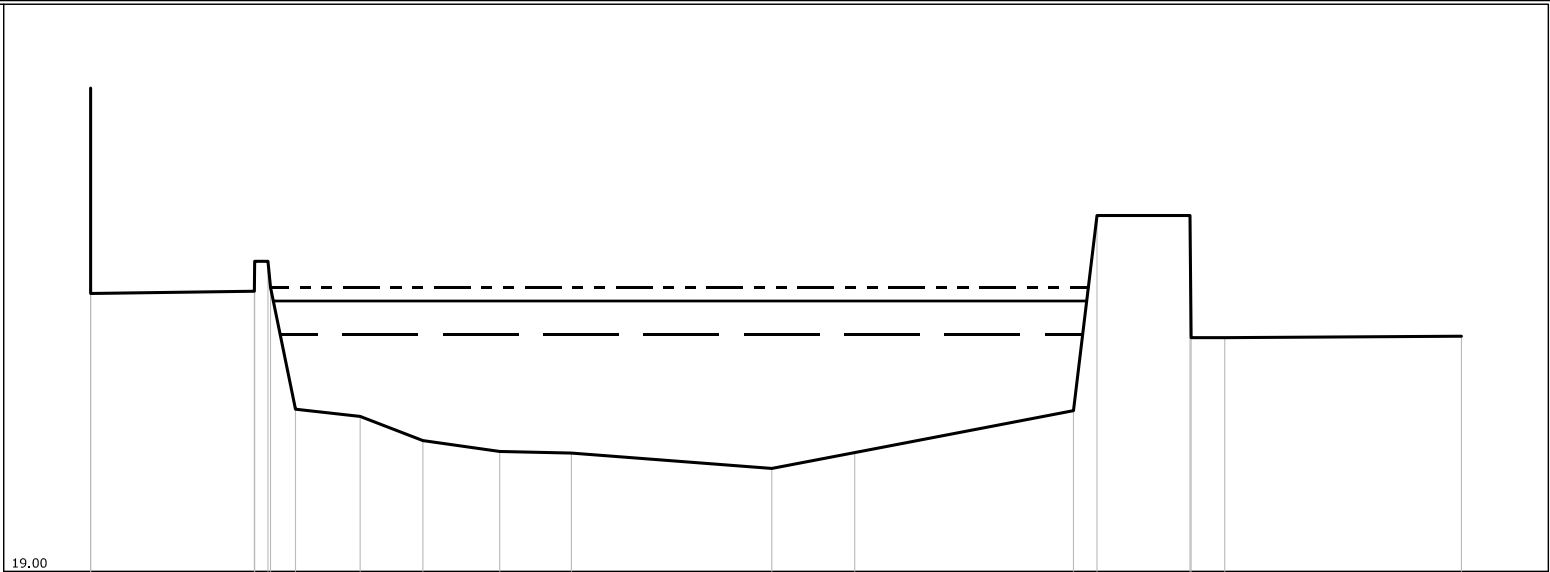
LEGENDA:

TR30 H =25.27 m. s.l.m. _____

TR200 H =26.15 m. s.l.m. _____

TR500 H =26.51 m. s.l.m. - - - - -

SCALA DISTANZE 1:200
SCALA QUOTE 1:200



PUNTI	1	3	5	7	8	9	10	11	12	13	14	15	16	18	19
QUOTE [m s.l.m.]	31.78	26.41	27.20	23.29	23.10	22.46	22.17	22.13	21.72	22.14	23.25	28.41	28.41	25.18	25.22
DISTANZE PROGRESSIVE [m]	0.00	4.33	4.69	5.42	7.13	8.79	10.82	12.72	18.02	20.21	26.00	26.62	29.08	30.00	36.26
DISTANZE PARZIALI [m]		4.33		1.71	1.66	2.03	1.90	5.30	2.19	5.79	2.46	6.26			

Torrente Carrione
 SEZIONE N° 00320__15

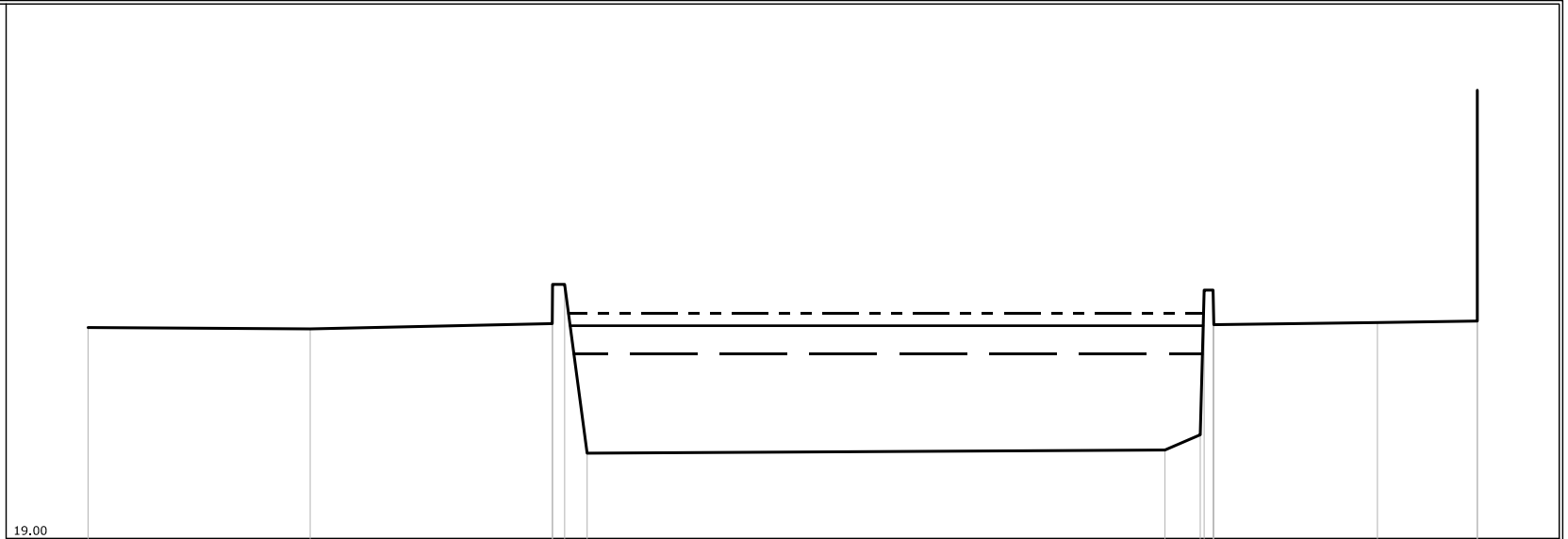
LEGENDA:

TR30 H =24.17 m. s.l.m. _____

TR200 H =24.97 m. s.l.m. _____

TR500 H =25.31 m. s.l.m. - - - - -

SCALA DISTANZE 1:200
 SCALA QUOTE 1:200



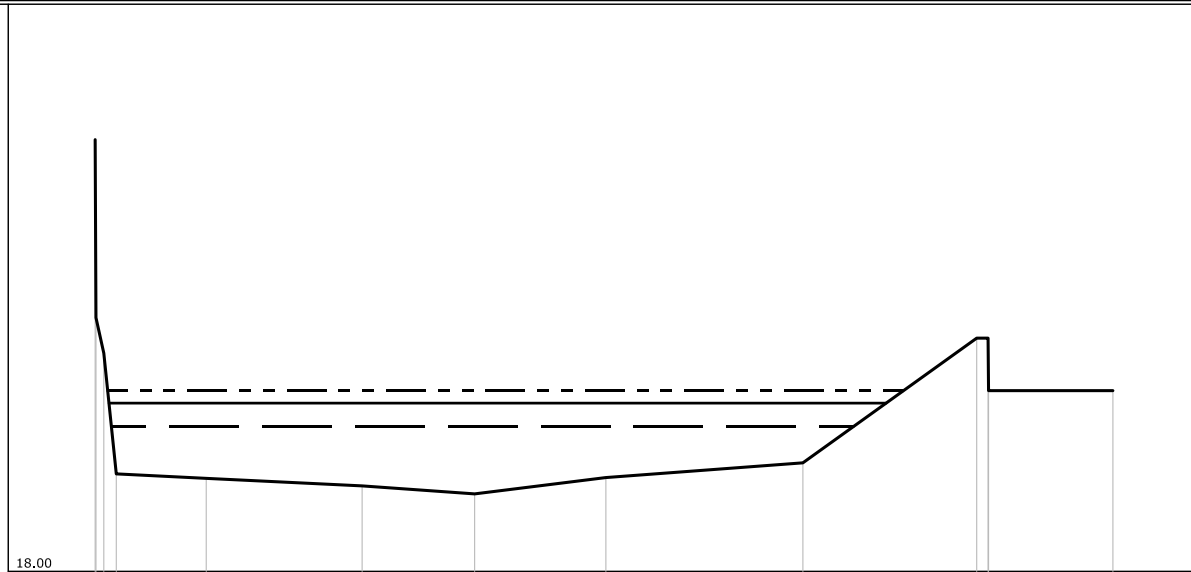
PUNTI	1	2	3	4	5	6	7	8	10	12	13
QUOTE [m s.l.m.]	24.92	24.88	25.03	26.13	21.39		21.48	21.91	25.97	25.06	25.10
DISTANZE PROGRESSIVE [m]	0.00	6.23	13.02	13.37	14.00		30.21	31.20	31.56	36.17	36.97
DISTANZE PARZIALI [m]		6.23				16.21	0.99		4.59	2.80	

Torrente Carrlone
 SEZIONE N° 00309__15

LEGENDA:

- TR30 H =21.84 m. s.l.m.
- TR200 H =22.45 m. s.l.m.
- TR500 H =22.77 m. s.l.m.

SCALA DISTANZE 1:200
 SCALA QUOTE 1:200



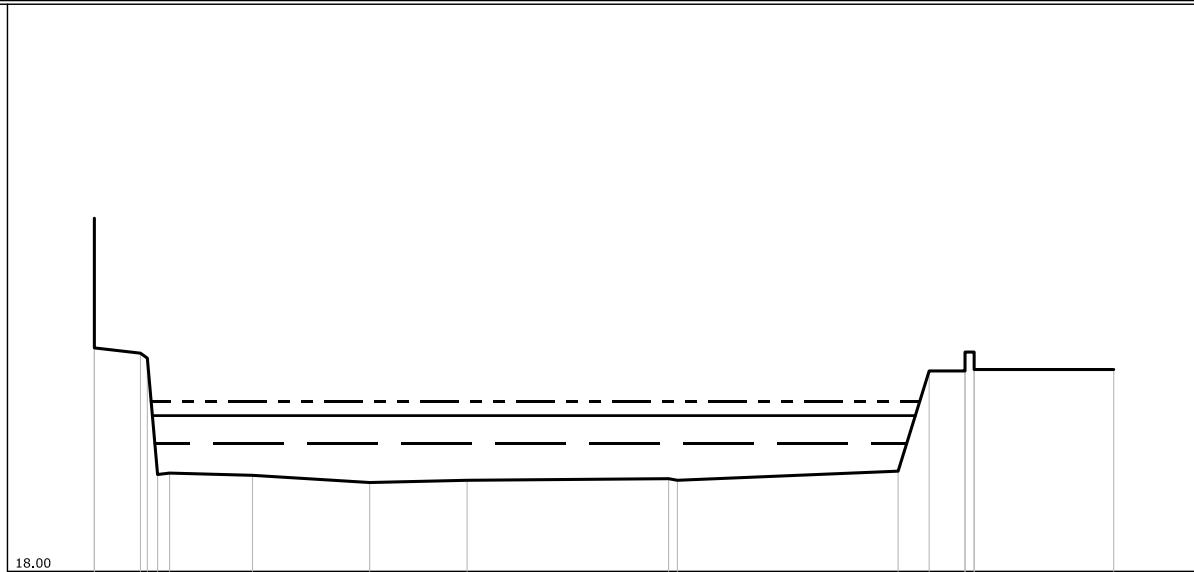
PUNTI	1	4	5	6	7	8	9	10	11	13
QUOTE [m s.l.m.]	29.42	20.58	20.46	20.26	20.05	20.48	20.87	24.17	24.17	22.78
DISTANZE PROGRESSIVE [m]	0.00	0.56	2.94	7.06	10.04	13.51	18.72	23.32	23.62	26.92
DISTANZE PARZIALI [m]			2.38	4.12	2.98	3.47	5.21	4.60	3.29	

Torrente Carrfone
 SEZIONE N° 00308BB15

LEGENDA:

- TR30 H =21.38 m. s.l.m.
- TR200 H =22.12 m. s.l.m.
- TR500 H =22.50 m. s.l.m.

SCALA DISTANZE 1:200
 SCALA QUOTE 1:200



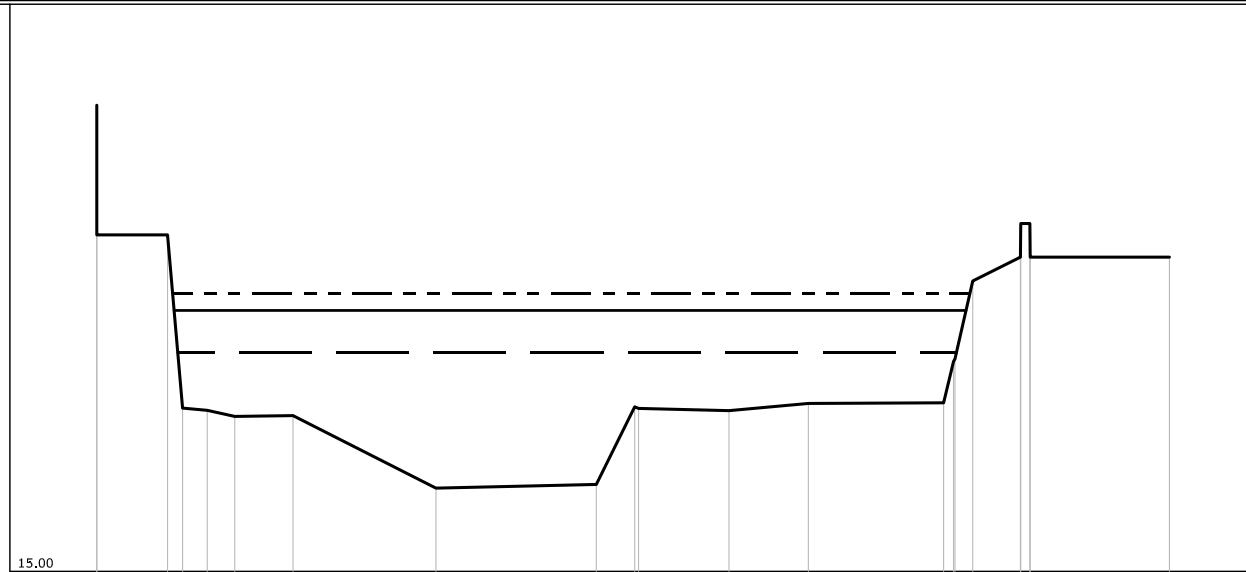
PUNTI	1	3	5	6	7	8	9	10	12	13	14	6	18
QUOTE [m s.l.m.]	27.34	23.77	20.56	20.60	20.54	20.35	20.41	20.45	20.65	23.30	23.80	23.80	23.34
DISTANZE PROGRESSIVE [m]	0.00	1.22	1.67	1.99	4.18	7.28	9.86	15.19	21.26	22.08	23.07	23.07	26.96
DISTANZE PARZIALI [m]		1.22			2.19	3.10	2.58	5.33		5.84			3.69

Torrente Carrifone
SEZIONE N° 00308BC15

LEGENDA:

- TR30 H = 20.78 m. s.l.m.
- TR200 H = 21.90 m. s.l.m.
- TR500 H = 22.34 m. s.l.m.

SCALA DISTANZE 1:200
SCALA QUOTE 1:200



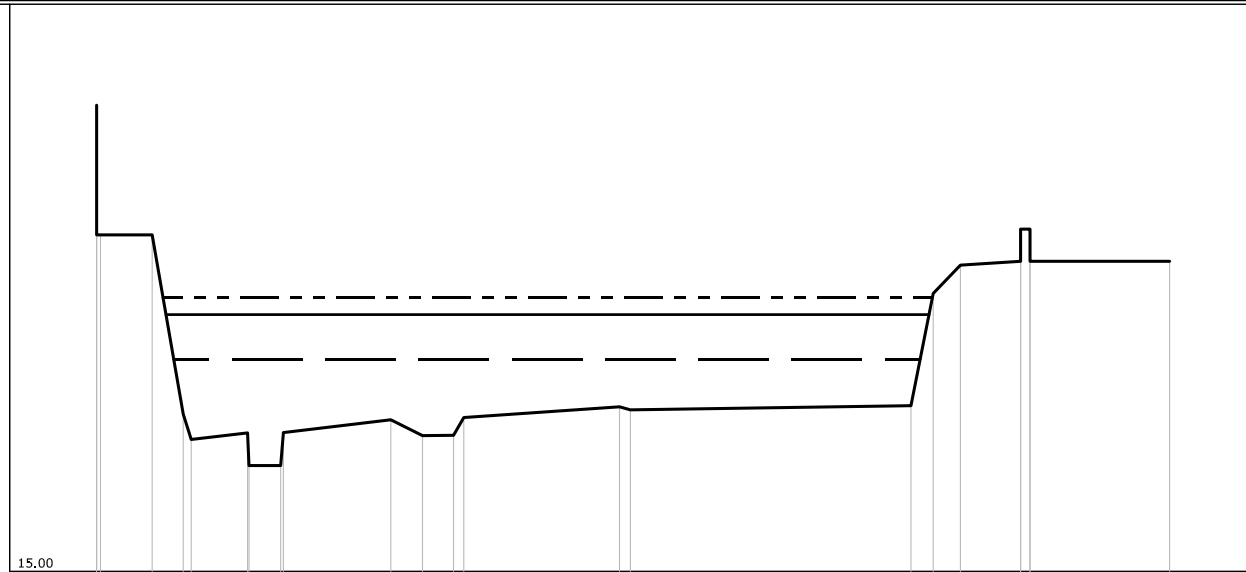
PUNTI	1	3	4	5	6	7	8	9	10	12	13	14	15	17	18	20	22
QUOTE [m s.l.m.]	27.33	23.90	19.32	19.26	19.10	19.12	17.20	17.30	19.35	19.25	19.44	19.46	20.55	22.68	23.31	24.20	23.31
DISTANZE PROGRESSIVE [m]	0.00	1.87	2.27	2.92	3.65	5.19	8.97	13.21	14.23	16.72	18.82	22.40	22.66	23.17	24.43	28.37	
DISTANZE PARZIALI [m]		1.87			1.54	3.78	4.24	1.02	2.39	2.10	3.58		1.26		3.68		

Torrente Carrifone
 SEZIONE N° 00307BB15

LEGENDA:

- TR30 H =20.61 m. s.l.m.
- TR200 H =21.79 m. s.l.m.
- TR500 H =22.24 m. s.l.m.

SCALA DISTANZE 1:200
 SCALA QUOTE 1:200



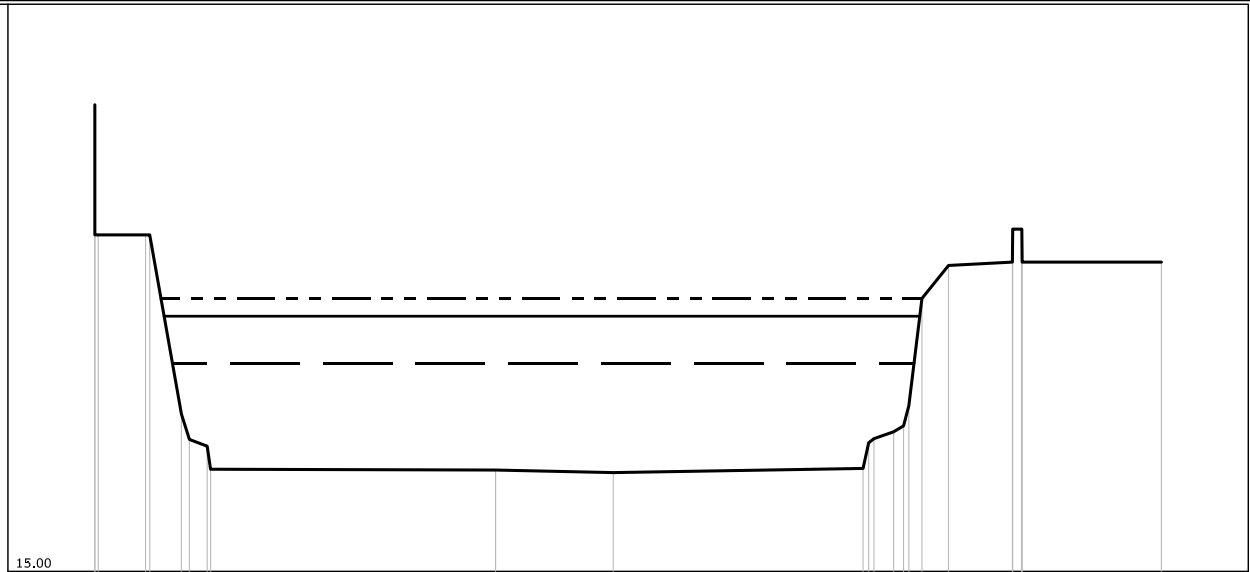
PUNTI	1	4	5	7	9	11	12	13	14	16	17	18	19	20	22	24
QUOTE [m s.l.m.]	27.33	23.90	19.16	18.66	17.80	19.01	18.59	18.69	18.07	19.35	19.27	19.38	22.35	23.10	23.70	23.20
DISTANZE PROGRESSIVE [m]	0.00	1.47	2.29	3.99	4.87	7.78	8.62	9.44	9.71	13.83	14.12	21.54	22.13	22.85	24.44	28.38
DISTANZE PARZIALI [m]		1.37		1.49		2.84				4.12		7.42		1.59	3.69	

Torrente Carrione
 SEZIONE N° 00307BC15

LEGENDA:

- TR30 H = 20.51 m. s.l.m.
- TR200 H = 21.75 m. s.l.m.
- TR500 H = 22.21 m. s.l.m.

SCALA DISTANZE 1:200
 SCALA QUOTE 1:200



PUNTI	1	4	6	8	10	11	12	14	15	16	18	19	20	23	25
QUOTE [m s.l.m.]	27.34	23.90	19.16	18.31	17.68	17.61	17.72	18.51	18.85	22.22	23.09	23.08	23.08	23.18	23.18
DISTANZE PROGRESSIVE [m]	0.00	1.34	2.29	2.97	10.60	13.71	20.32	20.61	21.36	21.88	22.58	24.27	24.27	28.21	28.21
DISTANZE PARZIALI [m]		1.25			7.54	3.11	6.61					1.69		3.68	

Torrente Carrfone
SEZIONE N° 00306BB15

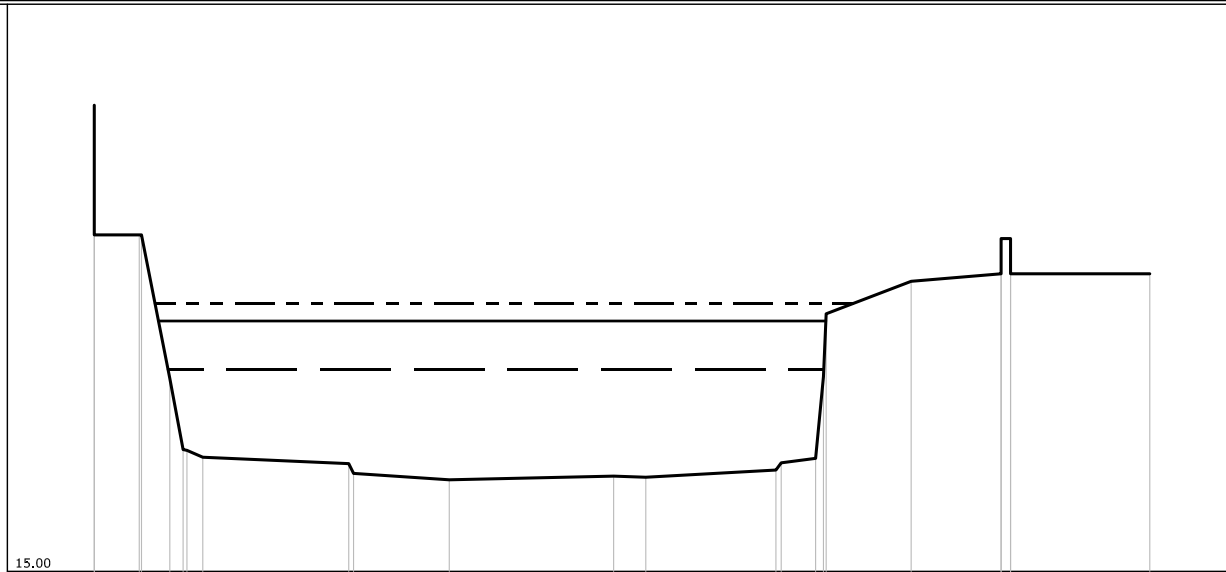
LEGENDA:

TR30 H =20.34 m. s.l.m. ———

TR200 H =21.62 m. s.l.m. ———

TR500 H =22.08 m. s.l.m. - - - - -

SCALA DISTANZE 1:200
SCALA QUOTE 1:200



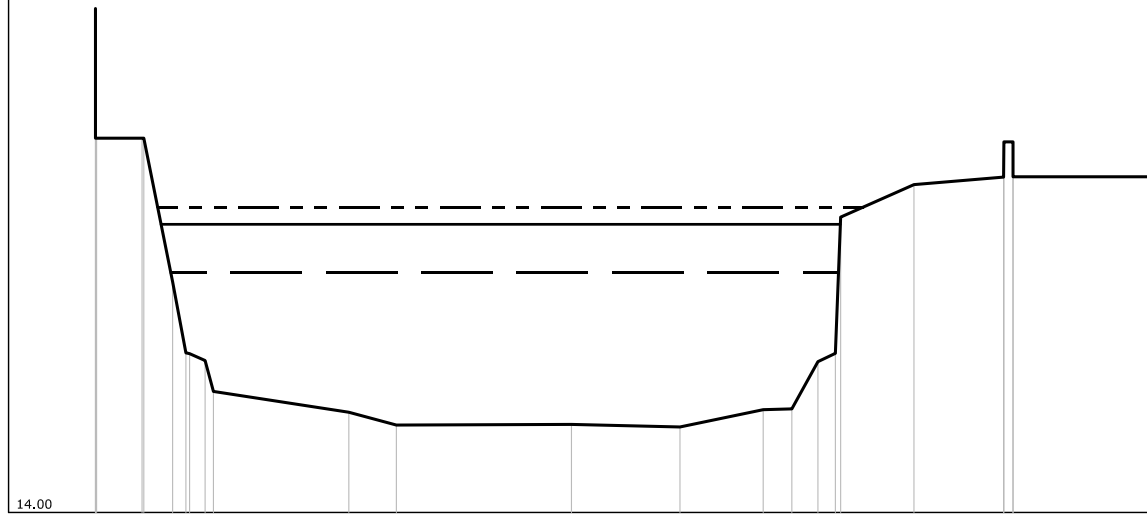
PUNTI	1	3	5	6	8	9	11	12	13	14	18	19	20	22	24
QUOTE [m s.l.m.]	27.33	23.90	20.10	18.22	18.02	17.85	17.42	17.52	17.49	17.68	17.99	22.67	21.81	23.86	22.87
DISTANZE PROGRESSIVE [m]	0.00	1.19	2.00	2.35	2.87	6.73	9.39	13.74	14.59	18.03	19.08	21.61	19.36	23.24	27.92
DISTANZE PARZIALI [m]		1.19				3.86	2.53	4.35		3.44		2.25	2.38		3.68

Torrente Carrfone
 SEZIONE N° 00306BC15

LEGENDA:

- TR30 H =20.34 m. s.l.m.
- TR200 H =21.62 m. s.l.m.
- TR500 H =22.08 m. s.l.m.


SCALA DISTANZE 1:200
 SCALA QUOTE 1:200





PUNTI	1	4	6	7	9	11	12	13	14	15	16	17	18	20	22	23	25
QUOTE [m s.l.m.]	27.33	23.90	20.10	18.22	18.02	16.65	16.31	16.33	16.26	16.72	16.74	17.99	18.21	22.67	22.80	22.80	22.88
DISTANZE PROGRESSIVE [m]	0.00	1.23	2.04	2.39	2.90	6.70	7.96	12.59	15.46	17.66	18.42	19.11	19.57	21.65	24.97	24.97	27.96
DISTANZE PARZIALI [m]		1.20				3.58	1.26	4.63	2.87	2.20				1.94	2.37		3.69

Torrente Carrione
SEZIONE N° 00305_15

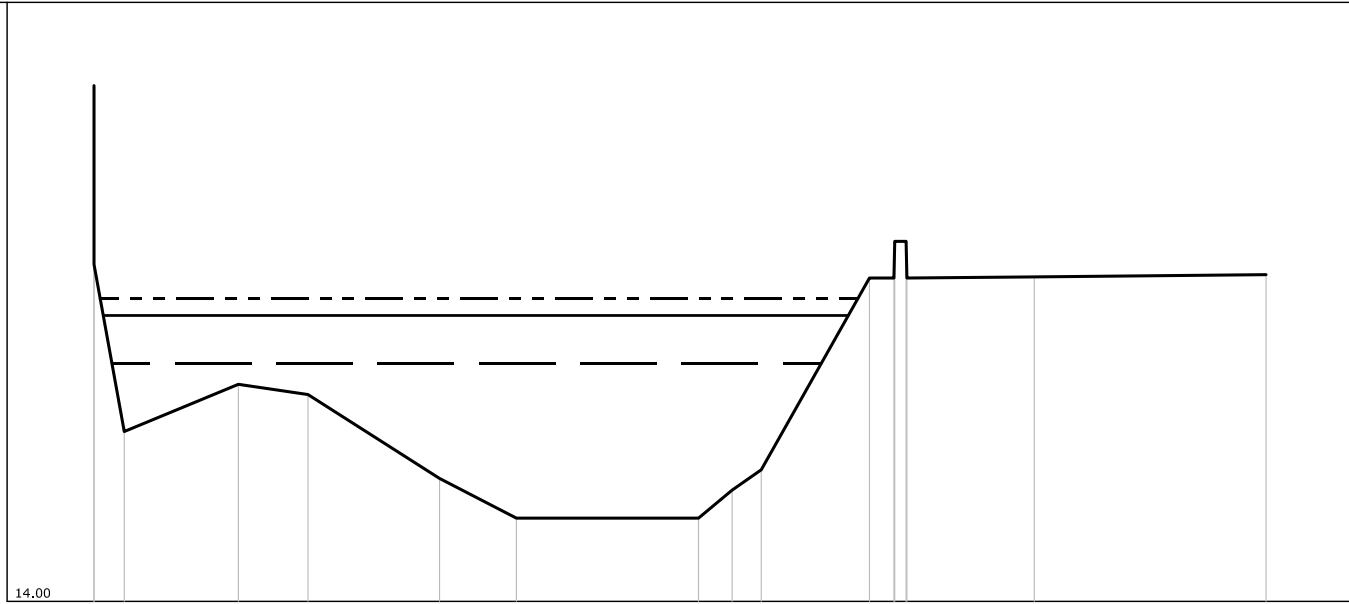
LEGENDA:

TR30 H = 20.29 m. s.l.m. 

TR200 H = 21.56 m. s.l.m. 

TR500 H = 22.01 m. s.l.m. 

SCALA DISTANZE 1:200
SCALA QUOTE 1:200



PUNTI	1	3	4	5	6	7	8	9	10	11	12.4	16	17
QUOTE [m s.l.m.]	27.64	18.49	19.74	19.47	17.25	16.20	16.20	16.94	17.48	22.55	22.55	22.58	22.64
DISTANZE PROGRESSIVE [m]	0.00	0.80	3.82	5.66	9.14	11.17	15.99	16.88	17.65	20.51	21.16	24.87	31.00
DISTANZE PARZIALI [m]			3.02	1.84	3.48	2.03	4.82			2.86		3.37	6.13

Torrente Carrione
SEZIONE N° 00300__15

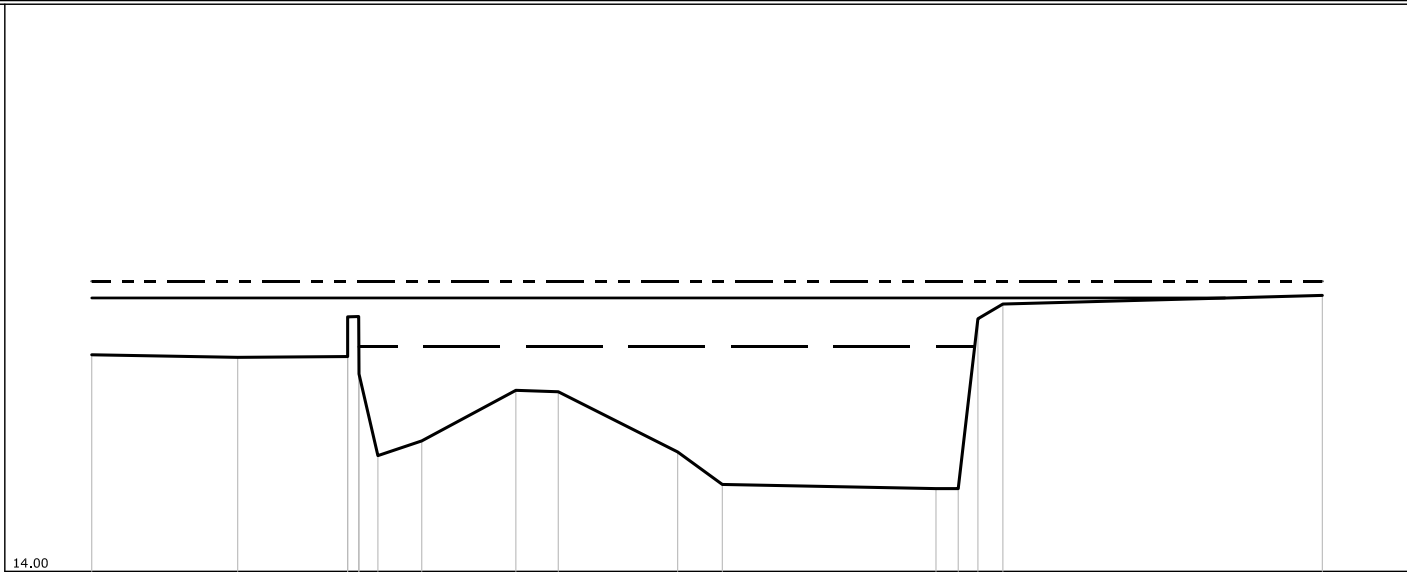
LEGENDA:

TR30 H =19.94 m. s.l.m. _____

TR200 H =21.23 m. s.l.m. _____

TR500 H =21.67 m. s.l.m. _____

SCALA DISTANZE 1:200
SCALA QUOTE 1:200



PUNTI	1	2	3	5	7	8	9	10	11	12	13	14	15	16	17
QUOTE [m s.l.m.]	19.73	19.66	19.68	20.74	17.06	17.45	18.79	18.75	17.16	16.30	16.19	16.19	20.68	21.07	21.30
DISTANZE PROGRESSIVE [m]	0.00	3.86	5.77	7.06	7.57	8.73	11.22	12.34	15.50	16.68	22.33	22.92	23.44	24.10	32.55
DISTANZE PARZIALI [m]		3.86	2.91		1.16	2.49	1.12	3.16	1.18	5.65				8.45	

Torrente Carrione
 SEZIONE N° 00283__15

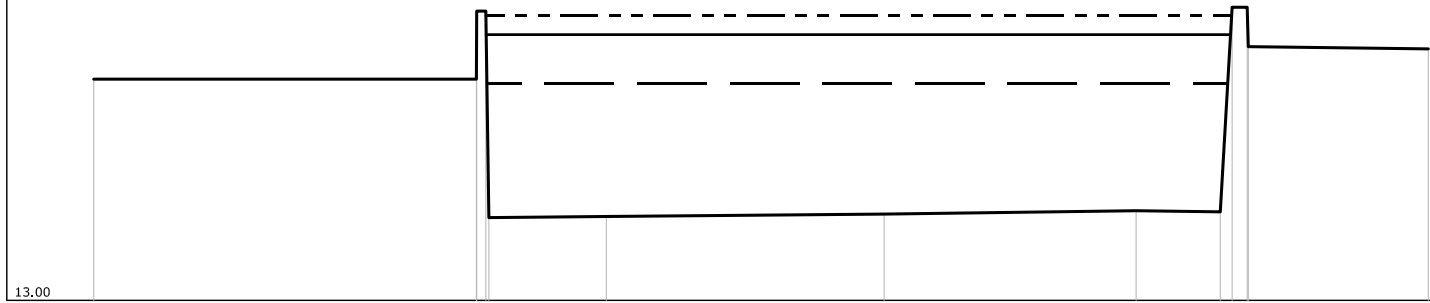
LEGENDA:

TR30 H = 18.73 m. s.l.m. _____

TR200 H = 20.03 m. s.l.m. _____

TR500 H = 20.53 m. s.l.m. - - - - -

SCALA DISTANZE 1:200
 SCALA QUOTE 1:200



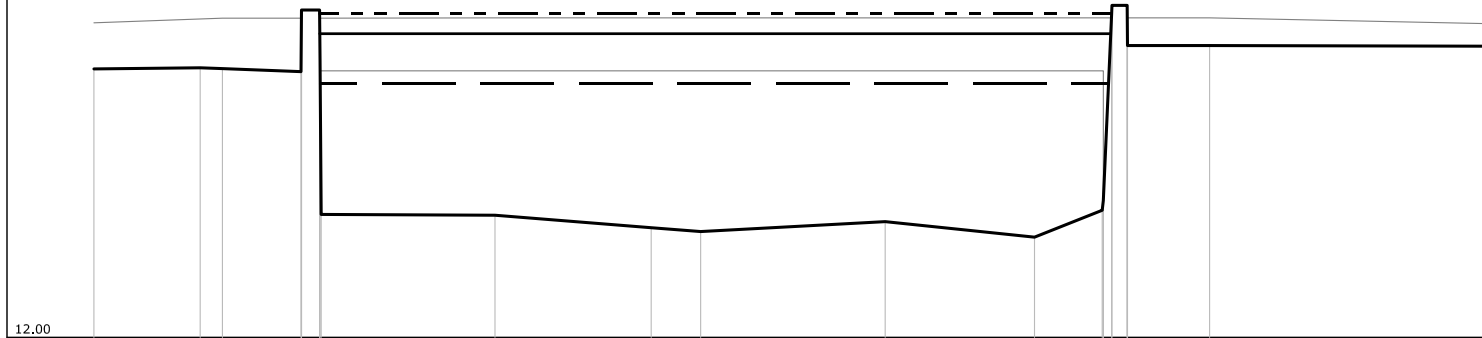
PUNTI	1	24	6	7	8	9 10 11	13
QUOTE [m s.l.m.]	18.85	18.85 20.85	15.22	15.28	15.37	15.34 20.75 20.75	19.65
DISTANZE PROGRESSIVE [m]	0.00	10.12 10.17	13.56	20.91	27.57	28.80 30.11 30.51	35.30
DISTANZE PARZIALI [m]		10.12	3.11	7.35	6.66	2.23	4.76

Torrente Carrlone
 SEZIONE N° 00282PB15

LEGENDA:

- TR30 H = 18.70 m. s.l.m.
- TR200 H = 20.03 m. s.l.m.
- TR500 H = 20.56 m. s.l.m.


SCALA DISTANZE 1:200
 SCALA QUOTE 1:200




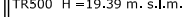
PUNTI	1	2	3	4	7	11	12	13	14	15	16	19	21	24	25	
QUOTE [m s.l.m.]	19.10	19.13	19.11	19.03	20.66	15.23	14.90	14.80	15.06	14.65	18.36	18.36	20.78	19.72	19.70	
DISTANZE PROGRESSIVE [m]	0.00	2.81	3.40	5.48	5.97	10.61	14.74	16.05	20.93	24.88	26.67	26.92	27.33	29.51	36.83	
DISTANZE PARZIALI [m]		2.81		2.08		4.60		4.13	1.31	4.88		3.95	1.79		2.17	7.32

Torrente Carrione
SEZIONE N° 00282PC15

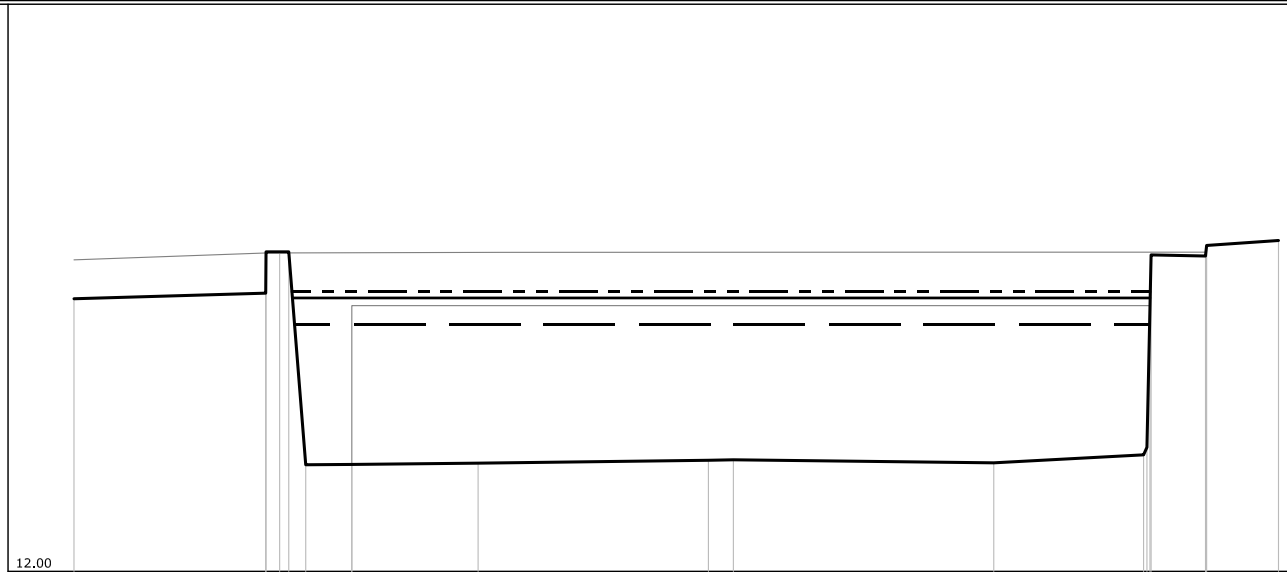
LEGENDA:

TR30 H = 18.53 m. s.l.m. 

TR200 H = 19.23 m. s.l.m. 

TR500 H = 19.39 m. s.l.m. 

SCALA DISTANZE 1:200
SCALA QUOTE 1:200



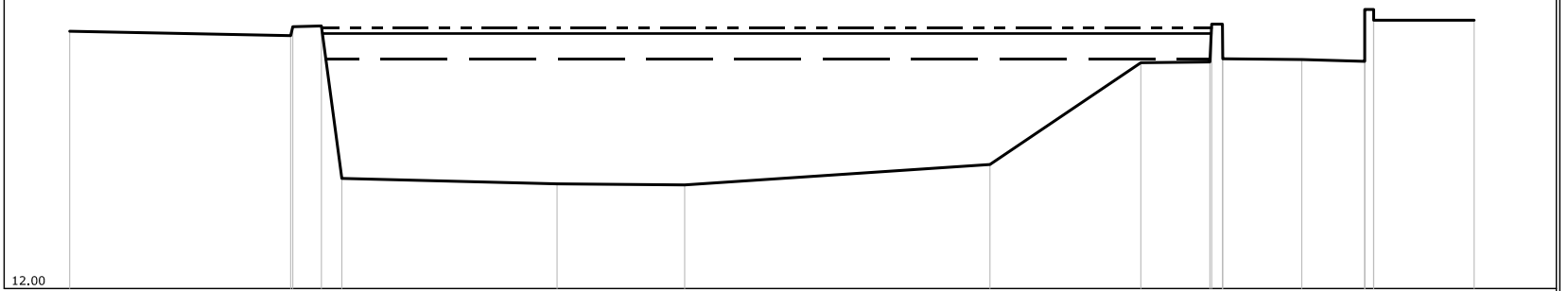
PUNTI	2	3	5	7	8	10	11	12	13	14	18	21
QUOTE [m s.l.m.]	19.21	19.36	20.45	14.82	14.83	14.86	14.94	14.95	14.87	15.08	20.34	20.75
DISTANZE PROGRESSIVE [m]	15.29	20.36	20.73	21.42	22.64	25.98	32.07	32.73	39.62	43.58	45.22	47.15
DISTANZE PARZIALI [m]		5.07		1.22	3.34	6.09		6.89	3.96	1.44	1.90	

Torrente Carrfone
 SEZIONE N° 00279__15

LEGENDA:

- TR30 H =18.42 m. s.l.m.
- TR200 H =19.14 m. s.l.m.
- TR500 H =19.29 m. s.l.m.

SCALA DISTANZE 1:200
 SCALA QUOTE 1:200



PUNTI	2	3	5	6	7	8	9	10	1113	15	148	20
QUOTE [m s.l.m.]	19.20	19.08	19.35	15.08	14.93	14.90	15.47	18.32	18.34 19.40	18.41	18.36 18.81	19.51
DISTANZE PROGRESSIVE [m]	10.48	16.66	17.52	18.09	24.11	27.68	36.22	40.44	42.37 42.72	44.94	46.70 46.96	49.76
DISTANZE PARZIALI [m]		6.18			6.02	3.57	8.54	4.22	1.93	2.21	1.76	2.81

Torrente Carrfone
 SEZIONE N° 00273__15

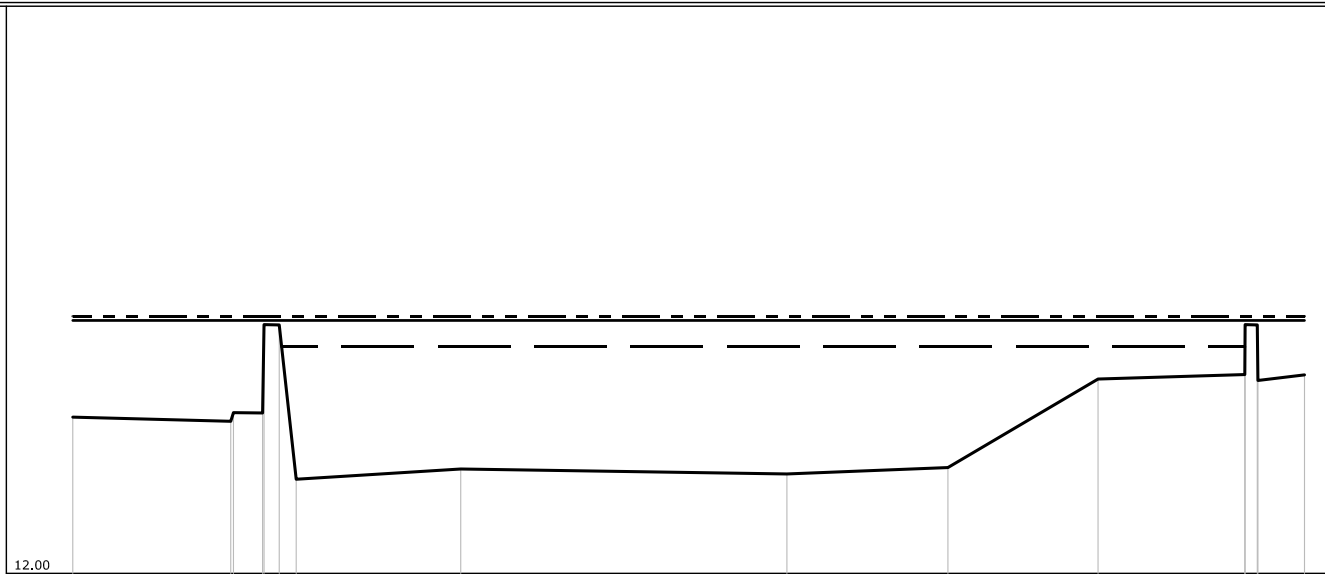
LEGENDA:

TR30 H =17.99 m. s.l.m. _____

TR200 H =18.69 m. s.l.m. _____

TR500 H =18.80 m. s.l.m. _____

SCALA DISTANZE 1:200
 SCALA QUOTE 1:200



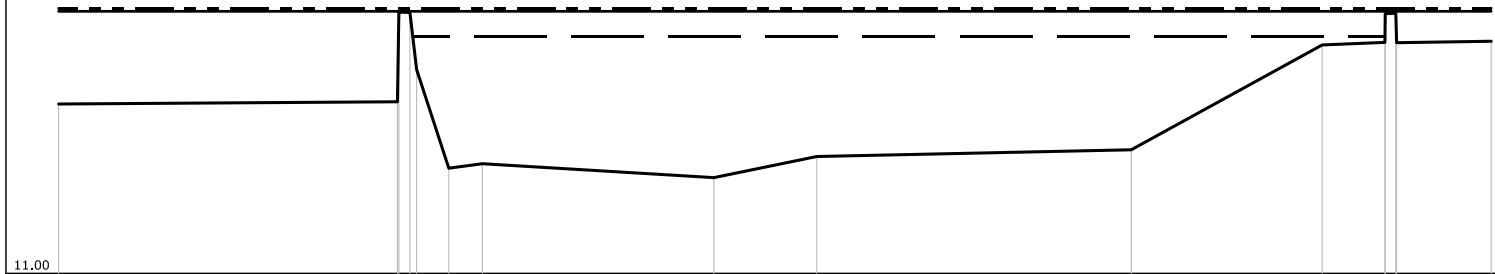
PUNTI	2	3	5	7	8	9	10	11	12	13	5	17
QUOTE [m s.l.m.]	16.13	16.02	16.24	16.57	14.49	14.76	14.63	14.80	17.14	17.26	16.57	17.25
DISTANZE PROGRESSIVE [m]	4.29	8.47	9.31	9.75	10.20	14.55	23.18	27.44	31.41	35.29	35.62	36.87
DISTANZE PARZIALI [m]		4.18				4.35	8.63	4.26	3.97	3.88		1.23

Torrente Carrfone
 SEZIONE N° 00263__15

LEGENDA:

- TR30 H = 17.27 m. s.l.m.
- TR200 H = 17.93 m. s.l.m.
- TR500 H = 18.01 m. s.l.m.

SCALA DISTANZE 1:200
 SCALA QUOTE 1:200



PUNTI	4	5	7	9	10	11	12	13	14	17	19	
QUOTE [m s.l.m.]	15.48	15.54	17.90	13.78	13.90	13.53	14.09	14.27	17.04	17.11	17.88	17.14
DISTANZE PROGRESSIVE [m]	6.55	15.51	15.84	16.87	17.76	23.88	26.60	34.92	39.97	41.63	41.92	44.44
DISTANZE PARZIALI [m]		8.96				6.12	2.72	8.32	5.05	1.66	2.50	

Torrente Carrfone
 SEZIONE N° 00251__15

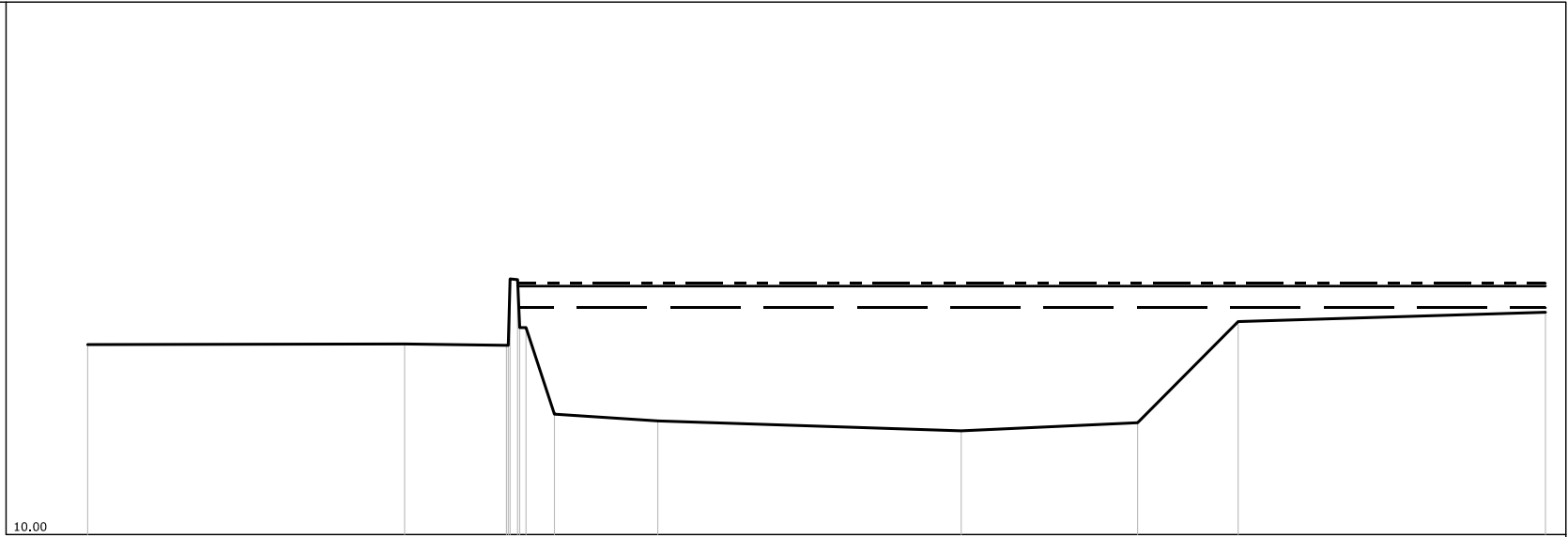
LEGENDA:

TR30 H =16.39 m. s.l.m. _____

TR200 H =17.00 m. s.l.m. _____

TR500 H =17.08 m. s.l.m. - - - - -

SCALA DISTANZE 1:200
 SCALA QUOTE 1:200



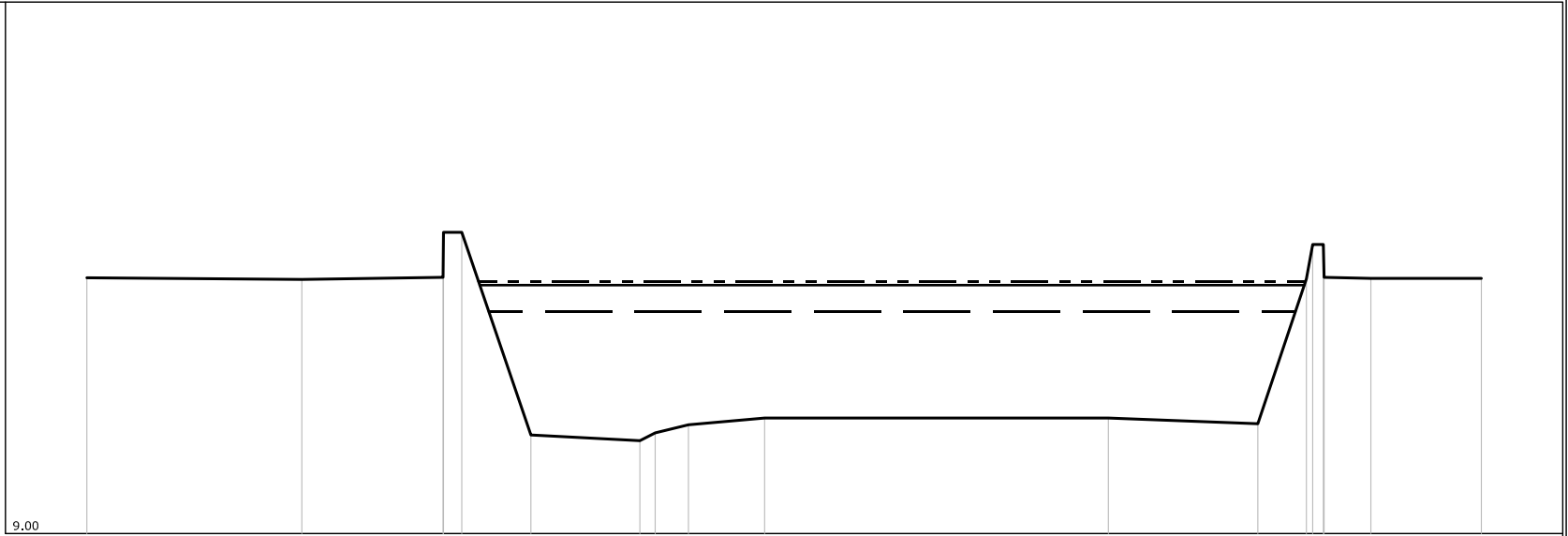
PUNTI	1	2	3	6	9	10	11	12	13	14
QUOTE [m s.l.m.]	15.35	15.37	15.33	17.18	13.39	13.20	12.92	13.15	16.00	16.26
DISTANZE PROGRESSIVE [m]	0.00	8.93	11.80	12.11	13.15	16.06	24.61	29.58	32.41	41.07
DISTANZE PARZIALI [m]		8.93	2.87		2.91	8.55	4.97	2.83	8.66	

Torrente Carrfone
 SEZIONE N° 00240__15

LEGENDA:

- TR30 H =15.26 m. s.l.m.
- TR200 H =16.01 m. s.l.m.
- TR500 H =16.12 m. s.l.m.


SCALA DISTANZE 1:200
 SCALA QUOTE 1:200





PUNTI	1	2	3	5	6	7	8	9	10	11	12	13	15	17	18
QUOTE [m s.l.m.]	16.22	16.17	16.23	17.50	11.78	11.62	11.84	12.07	12.26	12.26	12.10	16.19	17.16	16.20	16.20
DISTANZE PROGRESSIVE [m]	0.00	6.07	10.06	10.59	12.54	15.62	16.05	16.99	19.14	28.85	33.07	34.44	34.92	36.26	39.38
DISTANZE PARZIALI [m]		6.07	3.99		1.95	3.08			2.15	9.71	4.22	1.37		1.32	3.12

Torrente Carrione
 SEZIONE N° 00238PB16

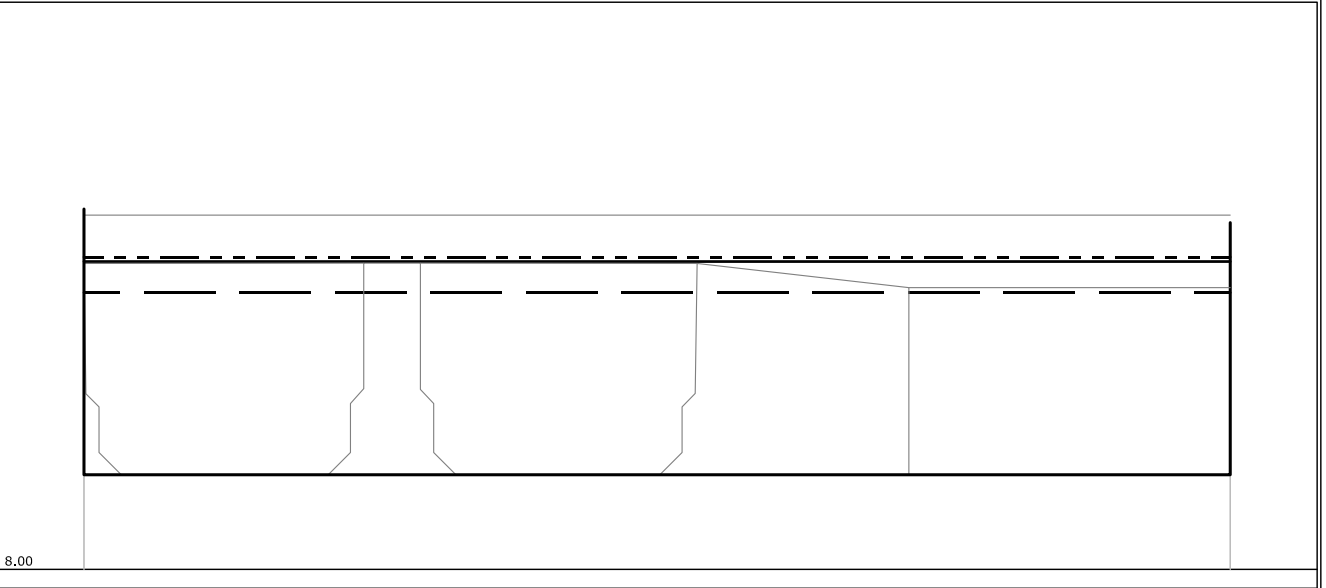
LEGENDA:

TR30 H = 15.32 m. s.l.m. 

TR200 H = 16.14 m. s.l.m. 

TR500 H = 16.26 m. s.l.m. 


SCALA DISTANZE 1:200
 SCALA QUOTE 1:200





PUNTI	1	3
QUOTE [m s.l.m.]	17.53	10.50
DISTANZE PROGRESSIVE [m]	0.00	30.32
DISTANZE PARZIALI [m]	30.32	

Torrente Carrlone
 SEZIONE N° 00238PC16

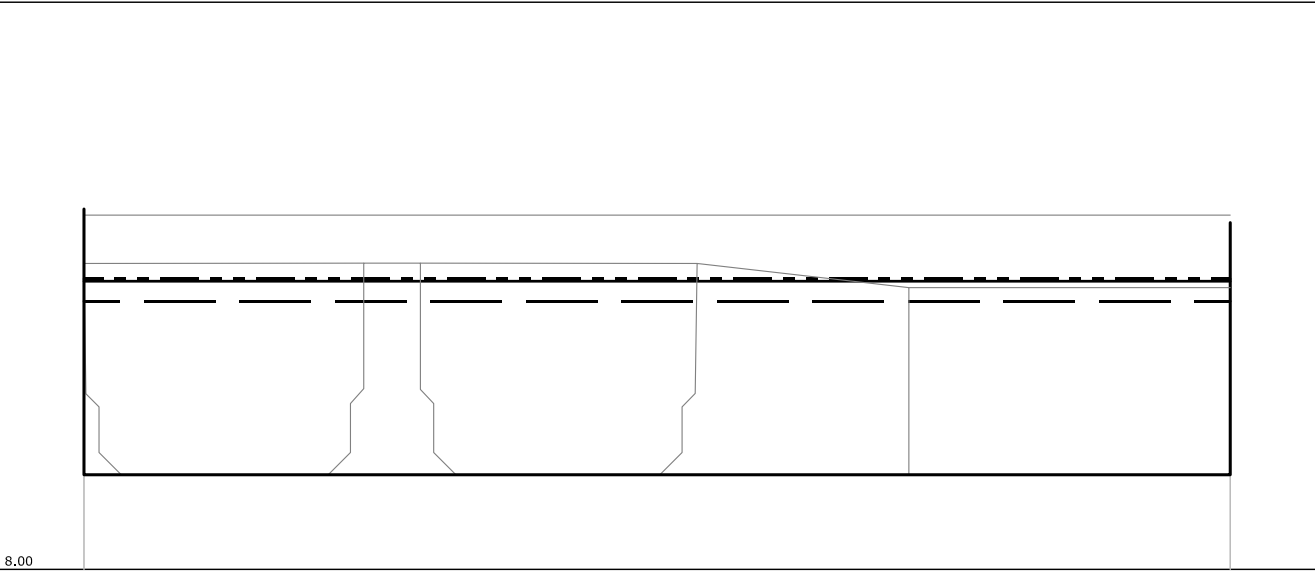
LEGENDA:

TR30 H = 15.09 m. s.l.m. 

TR200 H = 15.62 m. s.l.m. 

TR500 H = 15.68 m. s.l.m. 

SCALA DISTANZE 1:200
 SCALA QUOTE 1:200



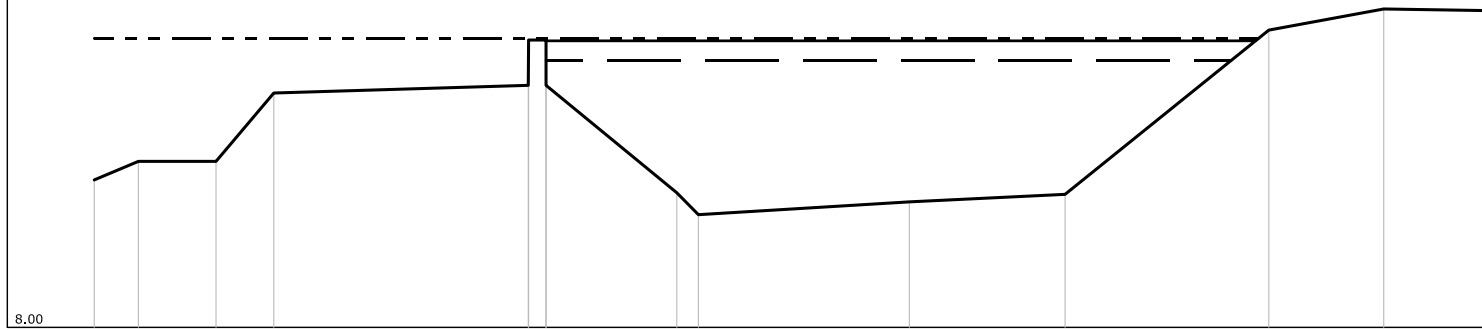
PUNTI	1	3
QUOTE [m s.l.m.]	17.53	10.50
DISTANZE PROGRESSIVE [m]	0.00	30.32
DISTANZE PARZIALI [m]	30.32	

Torrente Carrione
 SEZIONE N° 00230__15

LEGENDA:

- TR30 H =15.06 m. s.l.m.
- TR200 H =15.58 m. s.l.m.
- TR500 H =15.64 m. s.l.m.

SCALA DISTANZE 1:200
 SCALA QUOTE 1:200



PUNTI	1	2	3	4	5	7	9	10	11	12	13	14	15
QUOTE [m s.l.m.]	11.90	12.39	12.39	14.20	14.40	15.60	11.56	10.98	11.32	11.52	15.86	16.42	16.38
DISTANZE PROGRESSIVE [m]	0.00	1.17	3.22	4.75	11.48	11.95	15.41	15.98	21.56	25.68	31.07	34.11	36.81
DISTANZE PARZIALI [m]		1.17	2.05	1.53	6.73		3.46		5.58	4.12	5.39	3.04	2.70

Torrente Carrione
SEZIONE N° 00216__15

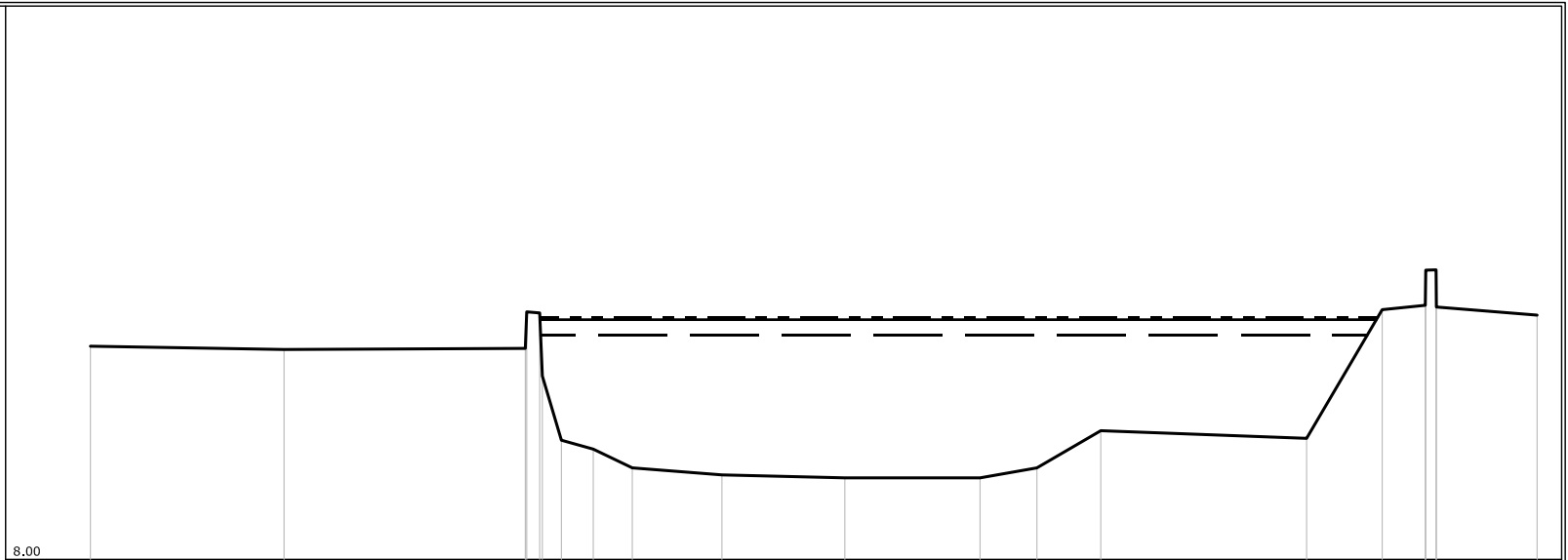
LEGENDA:

TR30 H =14.07 m. s.l.m. _____

TR200 H =14.50 m. s.l.m. _____

TR500 H =14.56 m. s.l.m. - - - - -

SCALA DISTANZE 1:200
SCALA QUOTE 1:200



PUNTI	24	1	2	3	5	7	8	9	10	11	12	13	14	15	16	17	9	21
QUOTE [m s.l.m.]		13.78	13.69	13.72	14.68	11.23	10.99	10.48	10.29	10.21	10.21	10.48	11.49	11.28	14.77	14.89	15.85	14.62
DISTANZE PROGRESSIVE [m]		0.00	5.25	11.79	12.18	12.77	13.63	14.69	17.12	20.45	24.12	25.66	27.39	32.97	35.02	36.19	36.48	39.22
DISTANZE PARZIALI [m]			5.25		6.54			1.06	2.43	3.33	3.67	1.54	1.73	5.58	2.05	1.17		2.73

Torrente Carrione
SEZIONE N° 00209__15

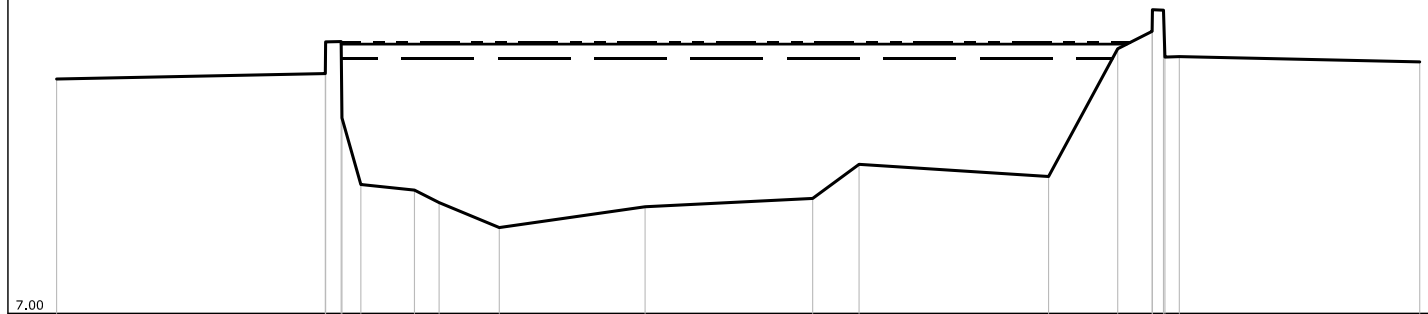
LEGENDA:

TR30 H = 13.74 m. s.l.m. ———

TR200 H = 14.12 m. s.l.m. ———

TR500 H = 14.17 m. s.l.m. - - - - -

SCALA DISTANZE 1:200
SCALA QUOTE 1:200



PUNTI	3	4	6	8	9	10	11	12	13	14	15	16	17	19	21	22
QUOTE [m s.l.m.]	13.20	13.34	14.19	10.41	10.26	9.93	9.27	9.82	10.04	10.94	10.62	14.00	14.46	15.02	13.79	13.65
DISTANZE PROGRESSIVE [m]	8.92	16.03	16.45	16.97	18.39	19.04	20.63	24.49	28.92	30.15	35.16	36.99	37.90	38.20	38.62	44.98
DISTANZE PARZIALI [m]		7.11		1.42	1.59	3.86	4.43	1.23	5.01	1.83					6.36	

Torrente Carrione
SEZIONE N° 00199__15

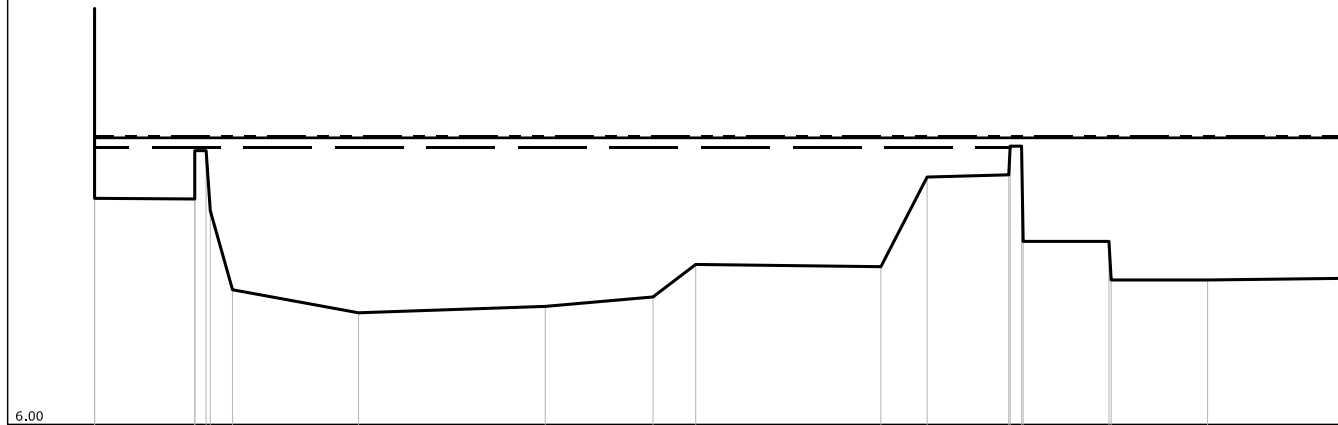
LEGENDA:

TR30 H =13.31 m. s.l.m. _____

TR200 H =13.58 m. s.l.m. _____

TR500 H =13.61 m. s.l.m. - - - - -

SCALA DISTANZE 1:200
SCALA QUOTE 1:200



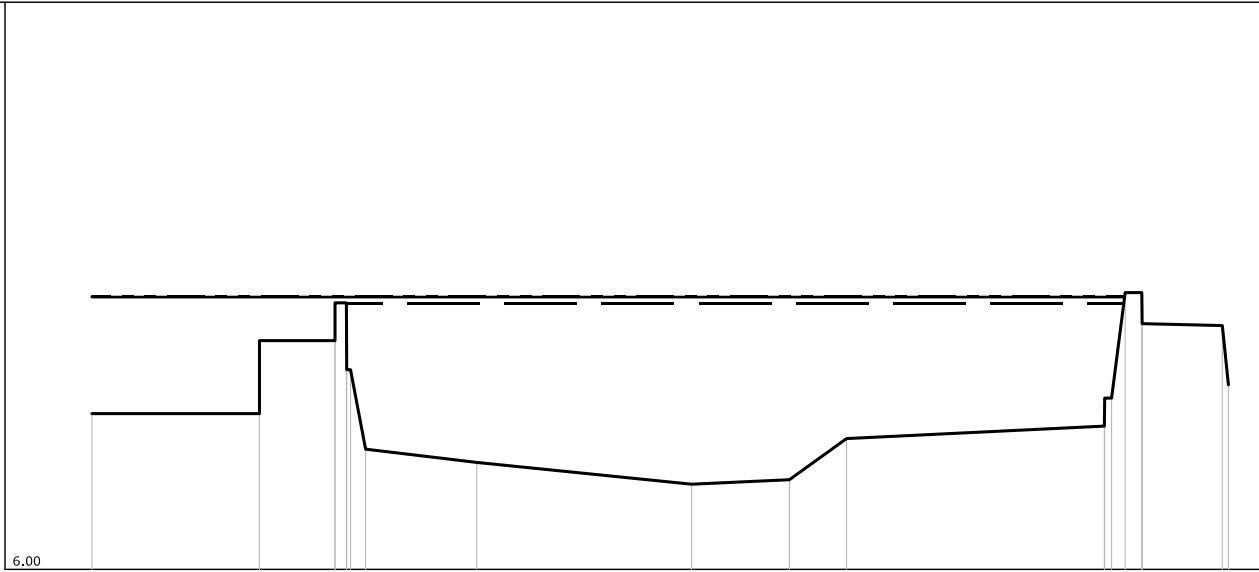
PUNTI	1	3	5	7	8	9	10	11	12	13	14	16	18	20	21
QUOTE [m s.l.m.]	17.00	11.96	13.24	9.56	8.95	9.12	9.37	10.23	10.17	12.54	12.60	13.36	10.84	9.82	9.86
DISTANZE PROGRESSIVE [m]	0.00	2.65	2.85	3.65	6.98	11.92	14.77	15.90	20.80	22.02	24.18	24.52	26.83	29.44	32.98
DISTANZE PARZIALI [m]		2.65		3.33	4.94	2.85	1.13	4.90	1.22	2.16	2.27	2.55	3.54		

Torrente Carrione
SEZIONE N° 00190__15

LEGENDA:

- TR30 H = 13.03 m. s.l.m.
- TR200 H = 13.20 m. s.l.m.
- TR500 H = 13.22 m. s.l.m.

SCALA DISTANZE 1:200
SCALA QUOTE 1:200



PUNTI	1	2	4	6	9	10	11	12	13	14	17	18	20
QUOTE [m s.l.m.]	10.12	10.12	12.05	13.05	9.18	8.83	8.25	8.37	9.46	9.79	13.32	13.32	12.45
DISTANZE PROGRESSIVE [m]	0.00	4.43	6.43	6.73	7.24	10.18	15.86	18.45	19.96	26.78	27.33	27.77	29.90
DISTANZE PARZIALI [m]		4.43	2.00			2.94	5.68	2.59	1.51	6.82			2.12

Torrente Carrione
SEZIONE N° 00188PB15

LEGENDA:

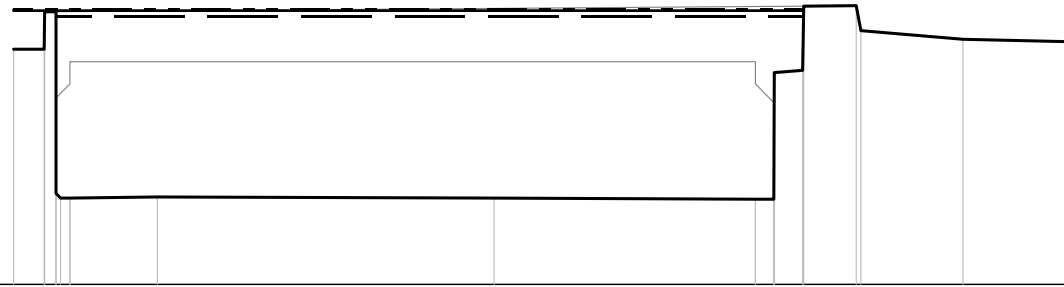
TR30 H =13.08 m. s.l.m. ———

TR200 H =13.24 m. s.l.m. ———

TR500 H =13.26 m. s.l.m. - - - - -

SCALA DISTANZE 1:200
SCALA QUOTE 1:200

6.00



PUNTI	1	2	4	7	9	10	11	13	16	18	20	21
QUOTE [m s.l.m.]	12.22	12.22	13.21	8.28	8.31	8.28	8.25	8.25	11.66	13.37	12.48	12.42
DISTANZE PROGRESSIVE [m]	0.00	0.81	1.12	1.49	3.80	12.71	19.62	20.11	20.87	22.29	25.11	27.90
DISTANZE PARZIALI [m]				2.31	8.91	6.91			1.39	2.70	2.79	

Torrente Carrione
 SEZIONE N° 00188PC15

LEGENDA:

TR30 H = 12.71 m. s.l.m. ———

TR200 H = 12.86 m. s.l.m. ———

TR500 H = 12.87 m. s.l.m. - - - - -

SCALA DISTANZE 1:200
 SCALA QUOTE 1:200



PUNTI	1	2	3	5	9	11	12	13	15	18	20	21
QUOTE [m s.l.m.]	12.68	12.73	13.02	13.38	8.38	8.26	8.26	8.30	8.31	13.36	12.65	12.37
DISTANZE PROGRESSIVE [m]	0.00	3.98	6.72	7.13	7.73	15.51	23.83	25.86	26.28	26.77	29.26	34.88
DISTANZE PARZIALI [m]		3.98	2.74			7.78		8.32	2.03		2.43	5.62

Torrente Carrlone
SEZIONE N° 00186__15

LEGENDA:

TR30 H =12.73 m. s.l.m. _____

TR200 H =12.87 m. s.l.m. _____

TR500 H =12.88 m. s.l.m. - - - - -

SCALA DISTANZE 1:200
SCALA QUOTE 1:200

6.00




PUNTI	1	2	3	5	7	9	10	11	12	13	14	15	17	19	21	23
QUOTE [m s.l.m.]	12.22	12.47	12.53	12.73	13.30	9.38	8.22	8.15	8.10	8.01	13.26	13.26	12.44	12.30	12.44	12.62
DISTANZE PROGRESSIVE [m]	0.00	4.72	9.20	10.77	11.17	13.03	14.61	17.50	28.73	31.20	31.50	31.90	34.33	38.21	38.47	40.71
DISTANZE PARZIALI [m]		4.72	4.48	1.53	1.76	1.58	2.89	11.23	2.47	2.38	2.38	4.79	1.23	1.23		

Torrente Carrione
 SEZIONE N° 00171__15

LEGENDA:

- TR30 H =12.30 m. s.l.m.
- TR200 H =12.36 m. s.l.m.
- TR500 H =12.37 m. s.l.m.

SCALA DISTANZE 1:200
 SCALA QUOTE 1:200



PUNTI	1	2	3	4	6	8	9	10	11	13	15	17	18	19
QUOTE [m s.l.m.]	11.44	11.27	11.22	11.32	12.25	8.28	8.14	8.15	8.09	12.30	9.91	9.44	9.43	9.48
DISTANZE PROGRESSIVE [m]	0.00	4.17	5.46	7.11	7.46	8.44	9.64	19.67	26.96	27.37	27.87	28.80	32.08	33.53
DISTANZE PARZIALI [m]		4.17	1.29	1.65	0.97	1.20		10.03					3.28	1.45

Torrente Carrione
SEZIONE N° 00162__15

LEGENDA:


TR30 H =11.96 m. s.l.m. ————

TR200 H =12.00 m. s.l.m. ————

TR500 H =12.01 m. s.l.m. - - - - -

SCALA DISTANZE 1:200
SCALA QUOTE 1:200


5.00





PUNTI	1	2	3	4	6	8	9	10	12	14	15	16	18
QUOTE [m s.l.m.]	10.76	10.79	10.81	10.78	11.84	7.65	7.58	7.64	11.91	10.75	10.60	10.64	9.50
DISTANZE PROGRESSIVE [m]	0.00	1.23	5.24	7.10	7.59	11.39	18.61	23.68	24.04	26.37	31.40	32.39	33.11
DISTANZE PARZIALI [m]	1.23	4.01	1.86			3.78	7.22	5.07		2.32	5.03	0.99	

Torrente Carrione
SEZIONE N° 00160PB15

LEGENDA:

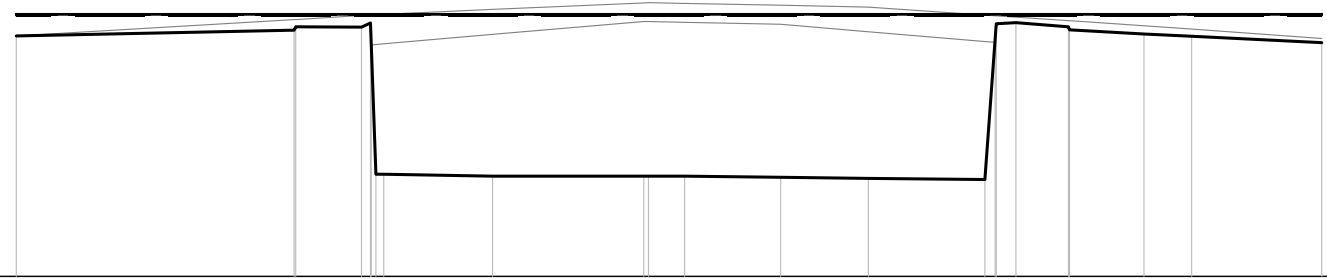
TR30 H = 11.91 m. s.l.m. 

TR200 H = 11.93 m. s.l.m. 

TR500 H = 11.94 m. s.l.m. 

SCALA DISTANZE 1:200
SCALA QUOTE 1:200

5.00

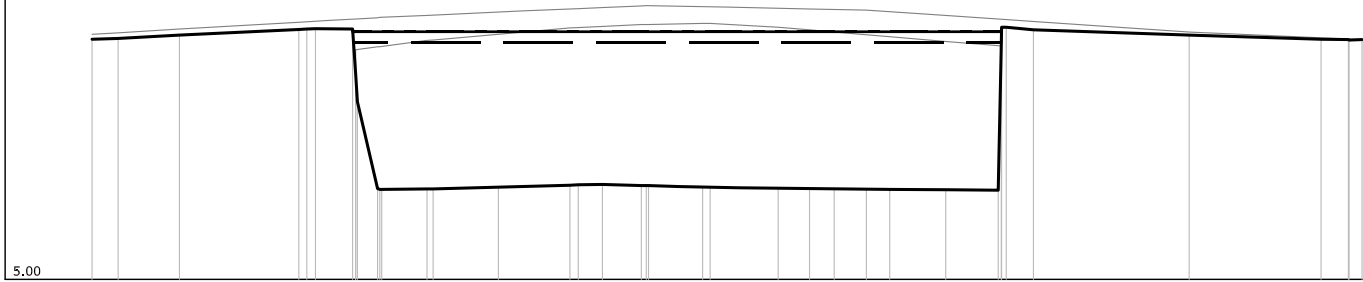


PUNTI	1	2	4	6	8	9	10	12	13	14	15	16	18	19	21	22	23
QUOTE [m s.l.m.]	11.36	11.51	11.53	11.53	7.70	7.65	7.65	7.65	7.62	7.59	7.55	11.57	11.71	11.60	11.41	11.35	11.18
DISTANZE PROGRESSIVE [m]	0.00	7.35	8.13	8.33	9.72	12.60	16.60	17.68	20.22	22.54	25.62	25.86	26.44	27.83	29.83	31.09	34.53
DISTANZE PARZIALI [m]		7.35	1.74	0.20	1.39	2.88	4.00	0.96	2.54	2.32	3.08	0.24	1.39	1.97	1.26	3.44	

Torrente Carrfone
 SEZIONE N° 00160PC15

LEGENDA:

- TR30 H = 11.27 m. s.l.m.
- TR200 H = 11.55 m. s.l.m.
- TR500 H = 11.55 m. s.l.m.



SCALA DISTANZE 1:200
 SCALA QUOTE 1:200

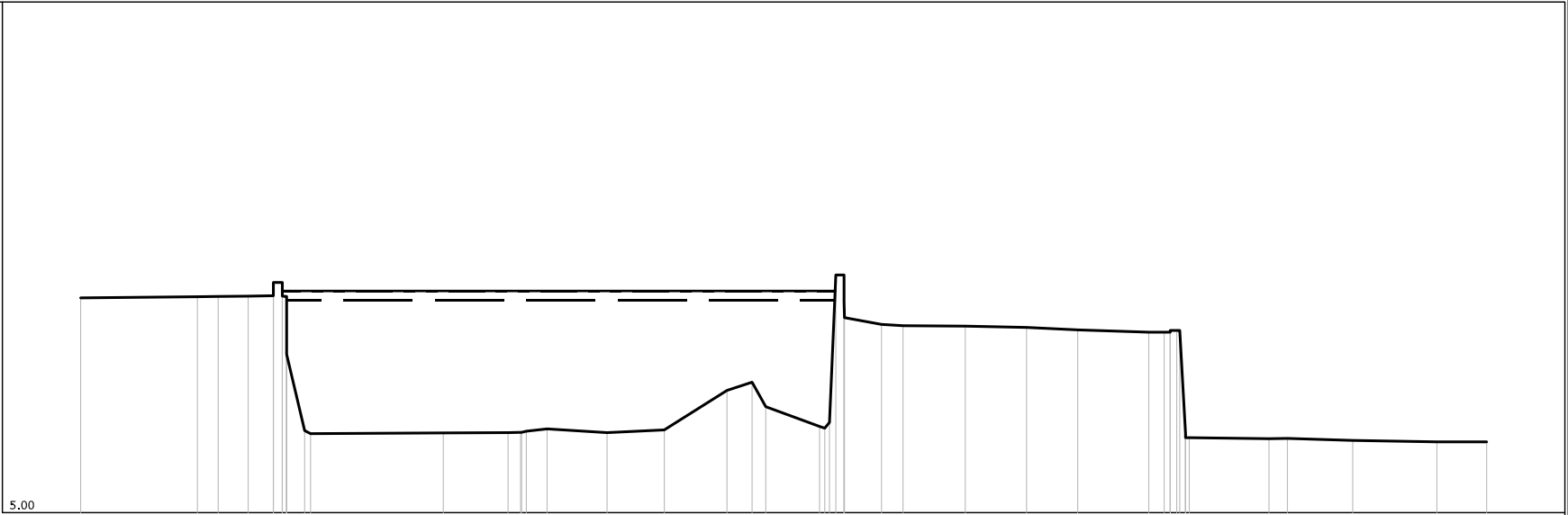
PUNTI	1	2	3	4	6	7	11	14	16	17	19	20	23	25	26	27	28	29	30	31	35	36	37	38	40
QUOTE [m s.l.m.]	11.35	11.37	11.46	11.61	11.63	11.62	7.40	7.39	7.44	7.49	7.51	7.48	7.44	7.41	7.40	7.39	7.39	7.38	7.37	7.36	11.60	11.46	11.35	11.34	11.34
DISTANZE PROGRESSIVE [m]	0.00	0.69	2.31	5.47	5.91	6.89	7.55	8.86	10.75	12.64	13.50	14.53	16.15	18.15	18.98	19.63	20.48	21.10	22.58	23.97	24.90	29.02	32.51	33.23	33.59
DISTANZE PARZIALI [m]		1.62	3.16	0.98	1.20	1.73	1.89	1.03	1.43	1.80							1.48	1.39		4.12	3.49				

Torrente Carrifone
SEZIONE N° 00158__15

LEGENDA:

- TR30 H = 11.23 m. s.l.m.
- TR200 H = 11.51 m. s.l.m.
- TR500 H = 11.51 m. s.l.m.

SCALA DISTANZE 1:200
SCALA QUOTE 1:200



PUNTI	1	2	3	4	5	6	7	8	9	10	11	12	13	14	15	16	17	18	19	20	21	22	23	24	25	26	27	28	29	30	31	32	33	34	35	36	37	38	39	40	41	42	43	44	45	46	47	48	49	50	51	52
QUOTE [m s.l.m.]	11.31	11.34	11.35	11.36	11.37	11.37	11.37	7.41	7.34	7.35	7.36	7.46	7.35	7.43	8.59	8.83	8.11	7.53	7.65	11.98	10.53	10.49	10.48	10.44	10.37	10.30	10.30	10.35	10.35	7.17	7.18	7.12	7.08	7.08																		
DISTANZE PROGRESSIVE [m]	0.00	3.43	4.04	4.92	5.62	5.82	6.58	10.65	12.55	12.92	13.70	15.46	17.14	18.98	19.72	20.12	21.70	21.99	22.42	23.52	24.15	25.98	27.78	29.28	31.37	31.82	32.19	32.45	34.90	35.44	37.36	39.83	41.29																			
DISTANZE PARZIALI [m]		3.43					3.90	1.90			1.76	1.68	1.84			1.58		1.09		1.83	1.80	1.50	2.09					2.34		1.92	2.47	1.46																				

Torrente Carrlone
SEZIONE N° 00153__15

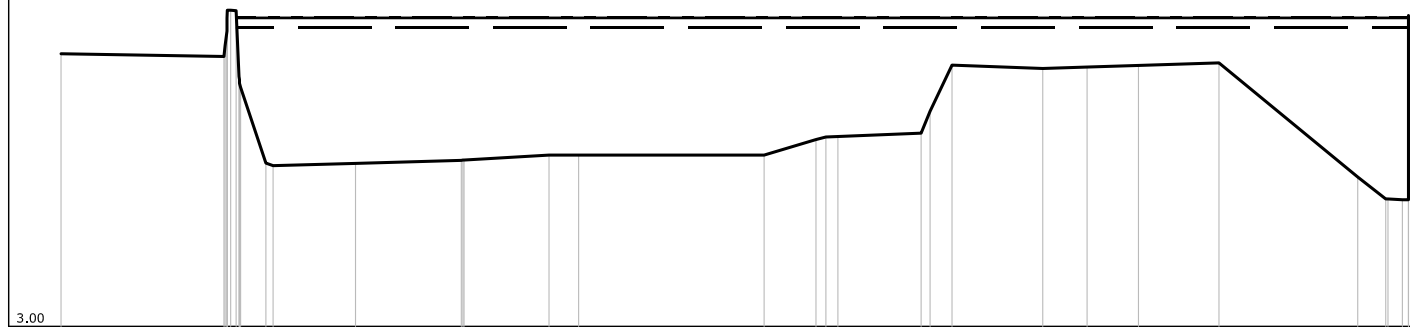
LEGENDA:

TR30 H =10.89 m. s.l.m. ———

TR200 H =11.16 m. s.l.m. ———

TR500 H =11.16 m. s.l.m. - - - - -

SCALA DISTANZE 1:200
SCALA QUOTE 1:200



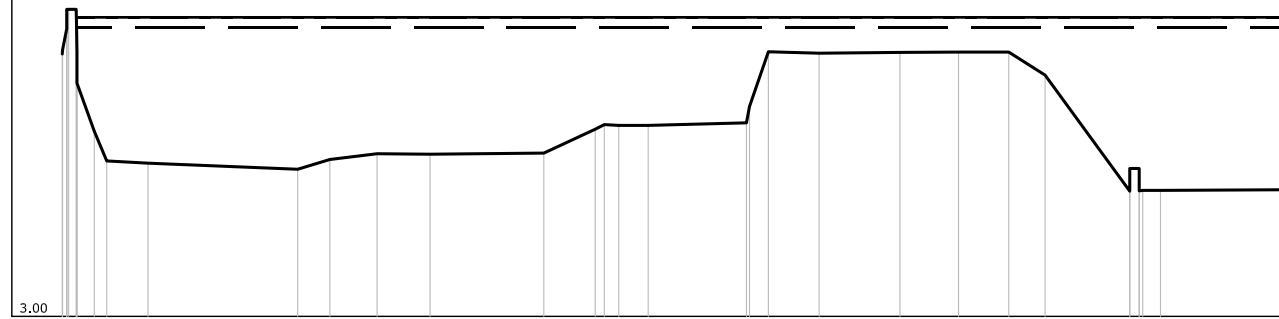
PUNTI	7	8	14	19	21	22	25	26	27	28	30	32	33	34	35	36	37	38	39	41	
QUOTE [m s.l.m.]	10.21	10.14	11.35	7.32	7.31	7.39	7.53	7.53	7.53	7.94	8.02	8.11	8.69	9.91	9.82	9.86	9.90	9.97	6.95	6.37	6.35
DISTANZE PROGRESSIVE [m]	12.44	16.75	17.07	17.86	20.23	23.03	25.35	26.13	31.04	32.41	32.99	35.13	36.01	38.41	39.58	40.94	43.07	46.74	47.48	47.92	
DISTANZE PARZIALI [m]		4.31		2.18	2.80	2.25		4.91	1.37		2.20		2.40	1.17	1.36	2.13	3.67				

Torrente Carrione
 SEZIONE N° 00149__15

LEGENDA:

- TR30 H =10.65 m. s.l.m.
- TR200 H =10.91 m. s.l.m.
- TR500 H =10.91 m. s.l.m.

SCALA DISTANZE 1:200
 SCALA QUOTE 1:200



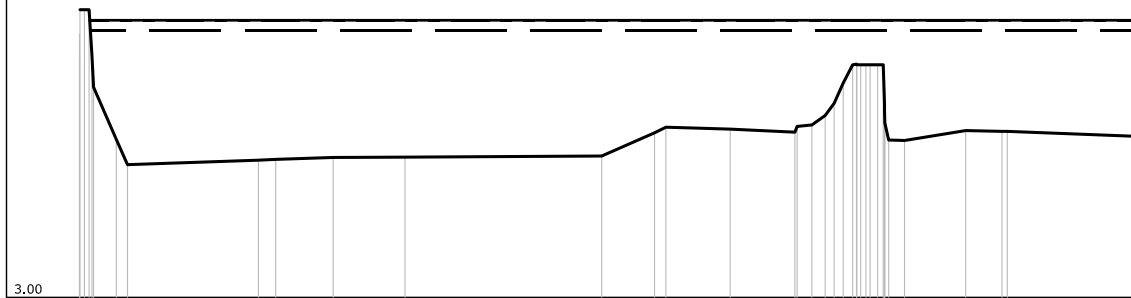
PUNTI	9	15	19	21	22	23	24	25	26	27	29	30	31	33	34	35	36	37	38	39	41	44	45	
QUOTE [m s.l.m.]	9.94	11.12	7.90	7.11	7.05	6.89	7.15	7.30	7.29	7.32	7.95	8.05	8.05	8.12	10.00	9.96	9.98	9.99	9.99	9.38	6.31	6.33	6.33	6.35
DISTANZE PROGRESSIVE [m]	17.50	17.87	18.35	18.68	19.77	23.73	24.58	25.83	27.23	30.24	31.60	32.22	33.00	35.60	36.18	37.52	39.66	41.21	42.54	43.50	45.74	45.74	46.55	49.85
DISTANZE PARZIALI [m]			1.09		3.96		1.25	1.40	3.01	1.36			2.60	1.34	2.14	1.55	1.33			2.24				3.30

Torrente Carrlone
SEZIONE N° 00140__15

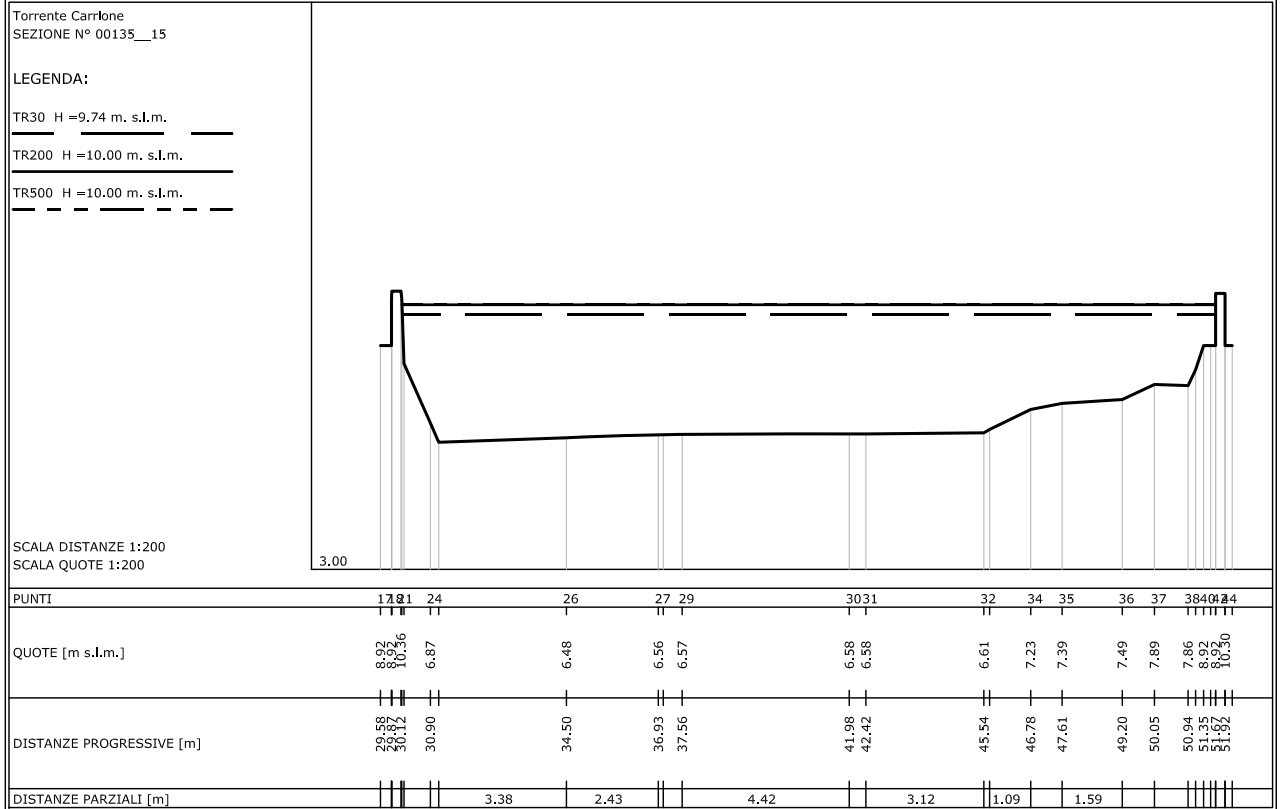
LEGENDA:

- TR30 H =10.07 m. s.l.m.
- TR200 H =10.33 m. s.l.m.
- TR500 H =10.33 m. s.l.m.

SCALA DISTANZE 1:200
SCALA QUOTE 1:200



PUNTI	148	222	2324	25	26	27	289	30	313334	3674	374849	50	51	53
QUOTE [m s.l.m.]	9.37	7.18	6.63	6.70	6.71	6.74	7.35	7.45	7.37	7.56	8.67	7.41	7.39	7.26
DISTANZE PROGRESSIVE [m]	17.68	18.57	22.33	24.31	26.21	31.41	32.81	34.81	36.52	37.32	38.70	41.04	42.00	45.55
DISTANZE PARZIALI [m]		3.46	1.52	1.90	5.20	1.40	1.70	1.71				1.62	3.41	



Torrente Carrione
 SEZIONE N° 00125__15

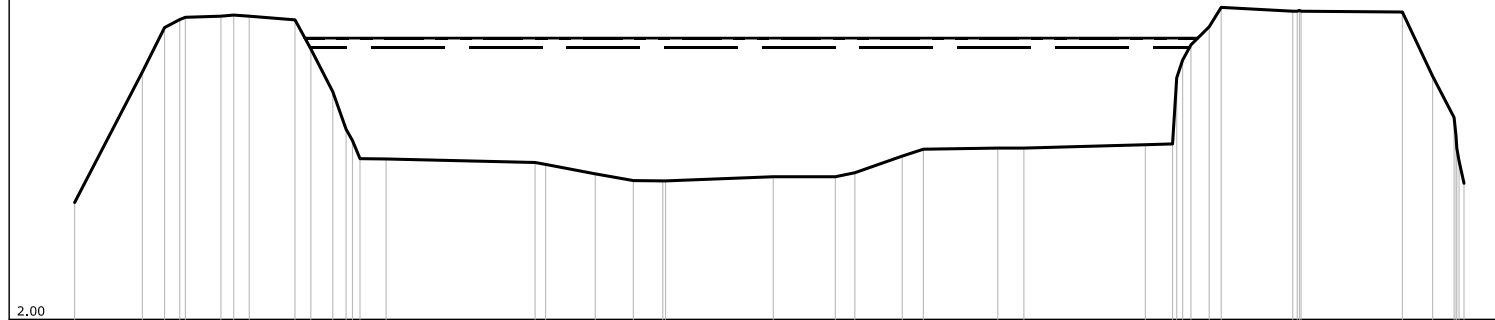
LEGENDA:

TR30 H =9.18 m. s.l.m. ————

TR200 H =9.44 m. s.l.m. ————

TR500 H =9.44 m. s.l.m. - - - - -

SCALA DISTANZE 1:200
 SCALA QUOTE 1:200



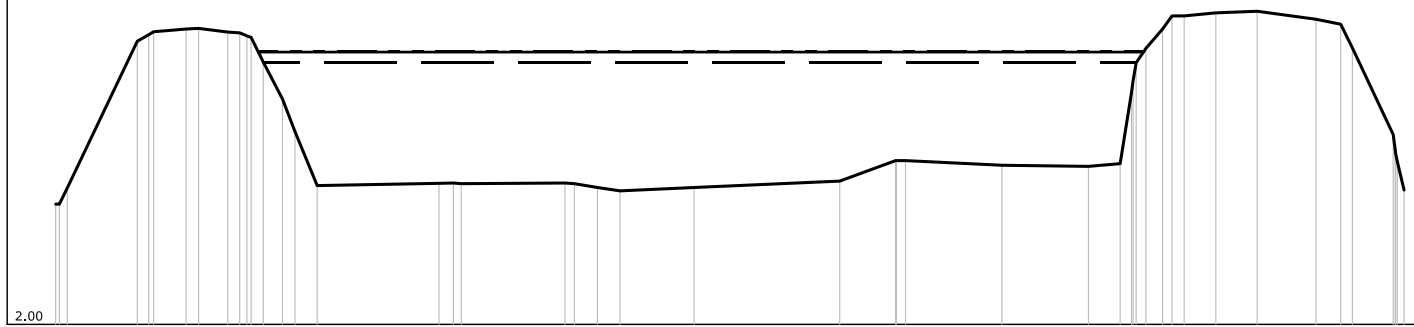
PUNTI	5	6	7	8	10	11	12	13	14	15	16	18	19	20	21	22	23	24	26	27	28	29	30	31	32	33	34	36	38	39	40	44	45	46	
QUOTE [m s.l.m.]	5.09	8.54	9.72	9.93	10.02	10.05	10.02	9.92	9.15	8.02	7.03	6.25	6.24	6.15	6.10	5.85	5.67	5.66	5.77	5.77	5.88	6.32	6.50	6.53	6.53	6.62	6.64	6.86	9.74	10.25	10.15	10.13	8.43	7.34	5.60
DISTANZE PROGRESSIVE [m]	7.97	9.76	10.35	10.75	11.84	12.18	12.59	13.80	14.22	14.80	15.15	15.52	16.21	20.15	20.43	21.74	22.75	23.53	26.45	28.09	28.61	29.86	30.42	32.39	33.08	36.29	37.01	37.28	37.98	38.30	40.19	43.09	43.89	44.46	44.72
DISTANZE PARZIALI [m]	1.79						1.21							3.94	1.31	1.01		2.85	1.64	1.25		1.97		3.21					1.89		2.68				

Torrente Carrione
 SEZIONE N° 00120__15

LEGENDA:

- TR30 H = 8.94 m. s.l.m.
- TR200 H = 9.20 m. s.l.m.
- TR500 H = 9.21 m. s.l.m.

SCALA DISTANZE 1:200
 SCALA QUOTE 1:200



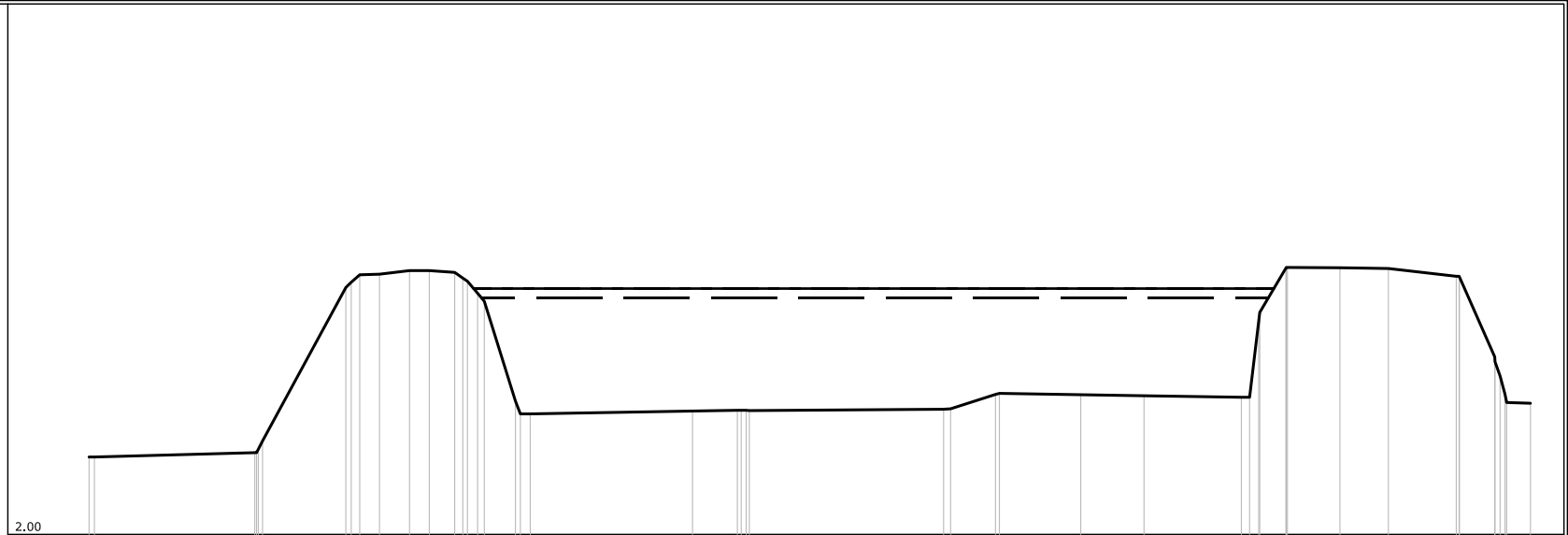
PUNTI	5	7	8	9	11	12	13	14	16	17	18	19	20	21	22	24	25	26	27	28	29	30	2	33	34	35	36	39	40	42	43	44	45	46	7	8	2		
QUOTE [m s.l.m.]	5.18	5.61	9.68	9.66	9.81	9.83	9.73	9.71	8.94	8.94	7.96	7.10	5.67	5.73	5.74	5.74	5.62	5.53	5.62	5.79	6.33	6.33	6.21	6.18	6.18	6.75	6.71	9.30	9.30	9.81	10.16	10.16	10.24	10.28	10.07	9.94	9.31	7.02	5.35
DISTANZE PROGRESSIVE [m]	9.55	9.86	11.71	12.01	13.00	13.33	14.10	14.42	15.04	15.55	15.88	16.47	19.69	20.07	23.07	23.88	24.48	26.44	30.29	31.77	31.77	34.58	36.87	37.71	37.71	38.39	38.39	38.88	39.40	40.24	41.33	42.89	43.54	43.85	44.93	45.22			
DISTANZE PARZIALI [m]		1.85											3.22		2.74		1.96		3.85		1.48		2.55		2.29							1.09	1.56		1.08				

Torrente Carrione
SEZIONE N° 00115__15

LEGENDA:

- TR30 H =8.68 m. s.l.m.
- TR200 H =8.95 m. s.l.m.
- TR500 H =8.96 m. s.l.m.

SCALA DISTANZE 1:200
SCALA QUOTE 1:200



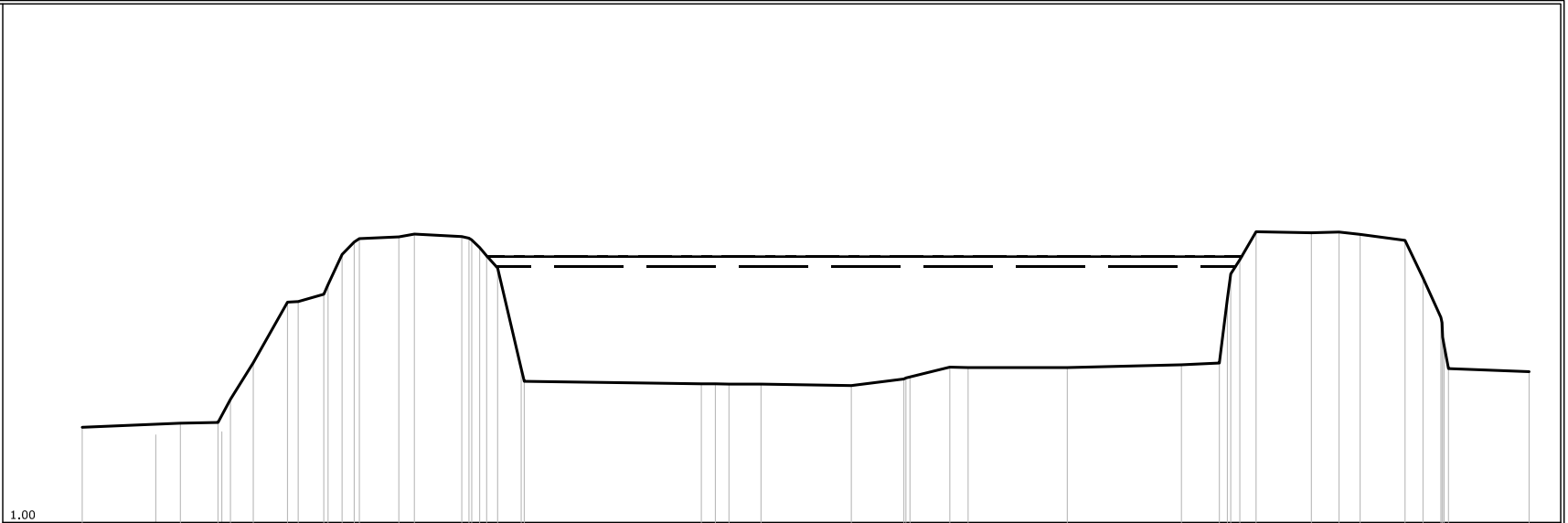
PUNTI	1	3	7	9	10	11	12	13	16	18	20	21	22	24	26	28	30	31	32	34	36	39	40	41	44	47	49
QUOTE [m s.l.m.]	4.19	4.31	8.98	9.34	9.36	9.46	9.46	9.41	8.95	8.68	5.77	5.49	5.51	5.51	5.54	5.96	5.95	5.92	5.88	8.03	9.53	9.54	9.52	9.30	7.02	5.96	5.71
DISTANZE PROGRESSIVE [m]	0.00	4.69	7.27	7.66	8.22	9.07	9.63	10.35	10.71	11.00	12.07	12.49	17.08	18.26	24.19	25.66	28.07	29.86	32.62	33.11	33.88	35.41	36.78	38.70	39.79	40.08	40.80
DISTANZE PARZIALI [m]		4.54	2.36									4.59	1.27		5.50	1.27	2.30	1.79	2.76		1.49	1.37	1.92	1.00			

Torrente Carrfone
SEZIONE N° 00110__15

LEGENDA:

- TR30 H=8.41 m. s.l.m.
- TR200 H=8.69 m. s.l.m.
- TR500 H=8.69 m. s.l.m.

SCALA DISTANZE 1:200
SCALA QUOTE 1:200



PUNTI	1	64	2	3	5	6	7	8	10	11	13	14	19	21	23	24	25	26	27	28	31	32	33	34	35	38	39	40	41	42	43	44	45	50	
QUOTE [m s.l.m.]	3.75	3.53	3.87	3.88	5.62	7.37	7.39	7.60	9.11	9.26	9.34	9.27	9.17	8.71	5.45	5.01	5.01	5.00	5.00	4.96	5.15	5.49	5.48	5.48	5.56	5.61	8.60	9.41	9.38	9.40	9.33	9.16	8.07	6.93	5.36
DISTANZE PROGRESSIVE [m]	0.00	61.53	2.84	3.88	4.95	5.94	6.25	6.99	7.87	9.16	9.61	10.98	11.27	11.70	12.02	17.91	18.32	18.71	19.64	22.25	23.77	25.10	25.63	28.50	31.80	32.90	33.43	33.96	35.56	36.36	36.97	38.27	38.79	39.31	41.86
DISTANZE PARZIALI [m]		2.84	1.91	0.99					1.14	1.37					5.12			2.61	1.52	1.15	2.87		3.30	1.10		1.60			1.30				2.33		

Torrente Carrfone
SEZIONE N° 00103__15

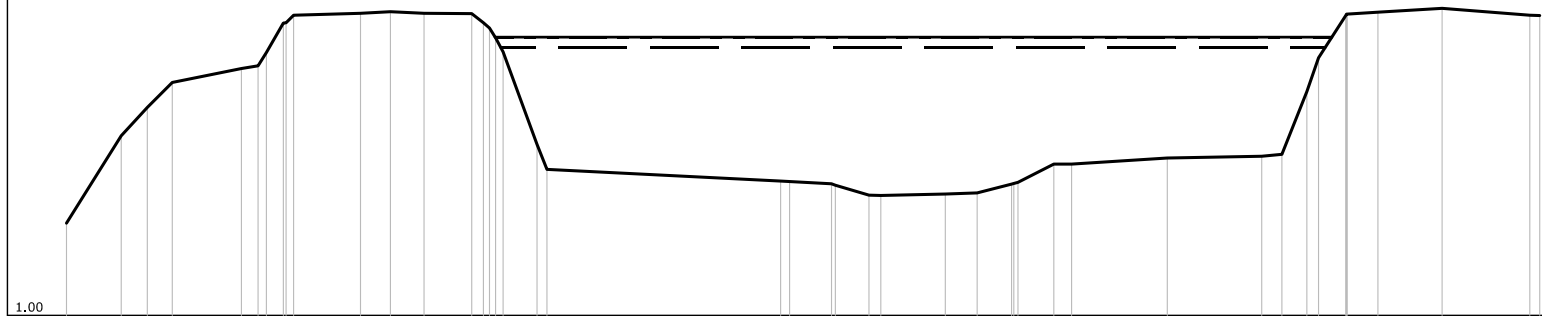
LEGENDA:

TR30 H =8.08 m. s.l.m. ———

TR200 H =8.36 m. s.l.m. ———

TR500 H =8.36 m. s.l.m. - - - - -


SCALA DISTANZE 1:200
SCALA QUOTE 1:200





PUNTI	4	5	6	7	8	9	11	13	14	15	16	17	18	20	22	23	24	25	26	28	29	30	31	32	35	36	37	38	39	40	41	42	45	46	47	48	
QUOTE [m s.l.m.]	3.44	5.75	6.50	7.16	7.53	7.60	8.27	8.54	8.99	9.03	8.99	8.98	8.74	8.34	5.52	4.86	4.55	4.48	4.18	4.17		4.21	4.24	4.47	5.00	5.00	5.16	5.21	5.26	6.92	7.81	8.93	9.02	9.12	8.94	8.93	
DISTANZE PROGRESSIVE [m]	6.17	7.62	8.31	8.97	10.80	11.24	11.91	12.16	13.95	14.74	15.63	16.89	17.20	17.52	18.62	18.88	25.96	26.41	27.40	27.71		29.42	30.26	31.17	32.29	32.76	35.29	37.79	38.32	39.29	40.01	40.86	42.56	44.88	45.14	48.93	48.93
DISTANZE PARZIALI [m]	1.45			1.83				1.77			1.26				6.18		1.11		1.71						2.53	2.50						1.70	2.32				

Torrente Carrfone
SEZIONE N° 00102__15

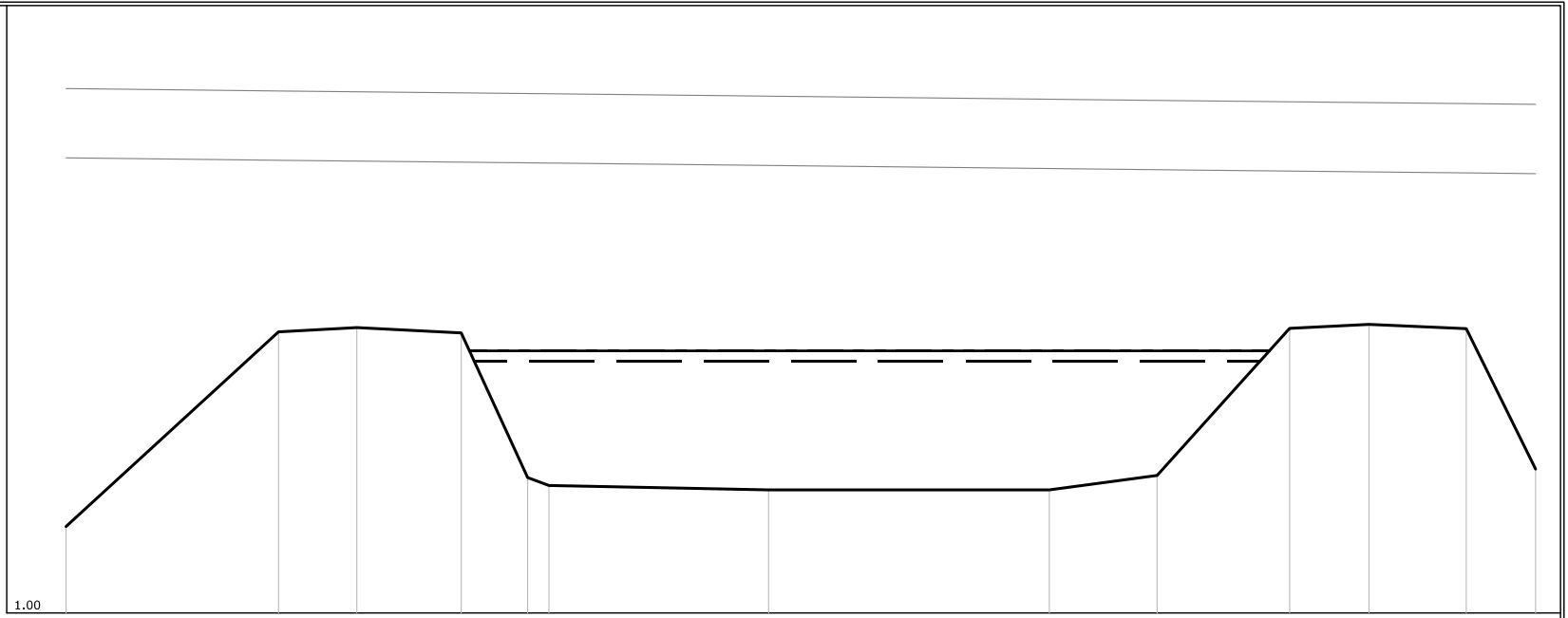
LEGENDA:

TR30 H =8.02 m. s.l.m. 

TR200 H =8.30 m. s.l.m. 

TR500 H =8.31 m. s.l.m. 

SCALA DISTANZE 1:200
SCALA QUOTE 1:200



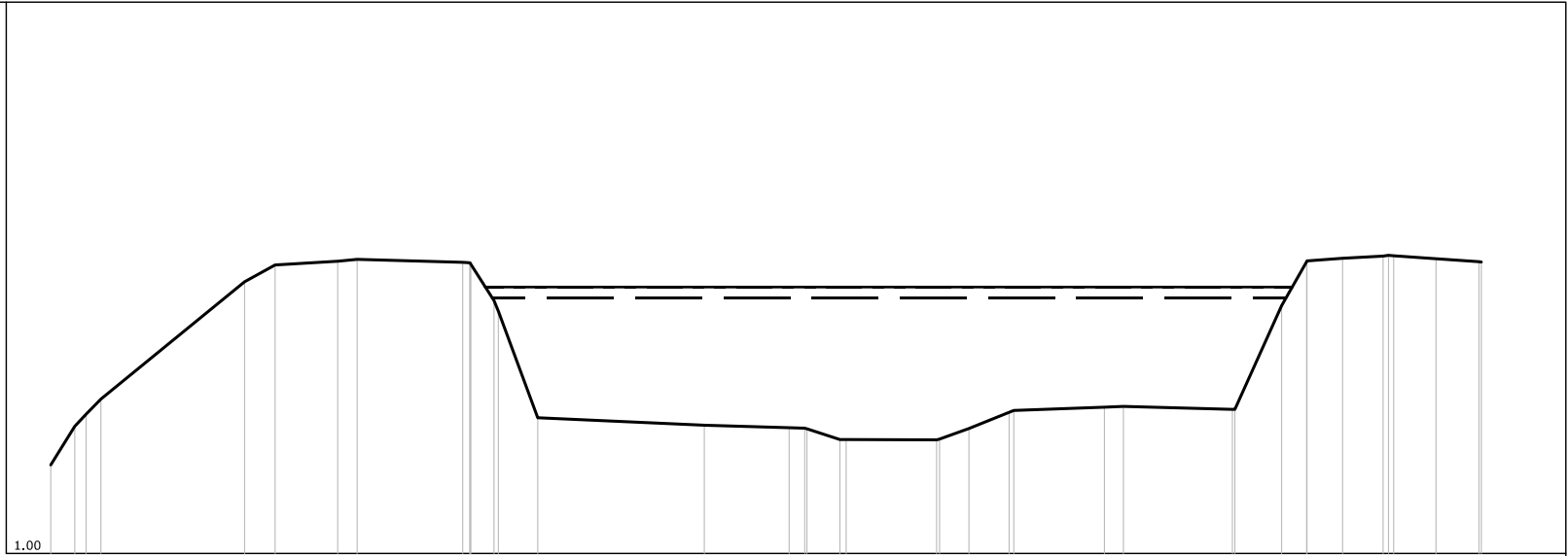
PUNTI	2	3	4	5	6	7	8	9	10	11	12	13	14
QUOTE [m s.l.m.]	3.41	8.83	8.95	8.80	4.77	4.55	4.43	4.43	4.83	8.93	9.04	8.92	5.01
DISTANZE PROGRESSIVE [m]	10.39	16.31	18.49	21.40	23.25	23.84	29.96	37.78	40.78	44.47	46.68	49.39	51.32
DISTANZE PARZIALI [m]		5.92	2.18	2.91	1.85		6.12		7.82	3.00	3.69	2.21	2.71

Torrente Carrfone
SEZIONE N° 00101_15

LEGENDA:

- TR30 H =7.96 m. s.l.m.
- TR200 H =8.25 m. s.l.m.
- TR500 H =8.25 m. s.l.m.

SCALA DISTANZE 1:200
SCALA QUOTE 1:200



PUNTI	5	6	7	8	9	10	11	12	13	17	19	20	21	22	24	26	28	29	31	32	33	35	36	38	39	41	42	43
QUOTE [m s.l.m.]	3.41	4.46	4.79	5.20	8.39	8.85	8.95	9.00	8.92	7.88	4.69	4.49	4.42	4.41	4.10	4.09	4.40	4.84	4.98	5.00	4.92	7.74	8.94	9.03	9.09	9.10	9.02	8.94
DISTANZE PROGRESSIVE [m]	7.32	7.97	8.28	8.68	12.59	13.42	15.12	15.65	18.52	19.37	20.56	25.09	27.40	27.82	28.78	31.41	32.29	33.38	35.97	36.49	39.45	40.79	41.47	42.45	43.55	43.84	44.99	46.16
DISTANZE PARZIALI [m]					3.91		1.70		2.87		1.07	4.53	2.31		2.46		1.09	2.46		2.96		1.27	0.97	1.10		1.15	1.17	

Torrente Carrfone
 SEZIONE N° 00091__15

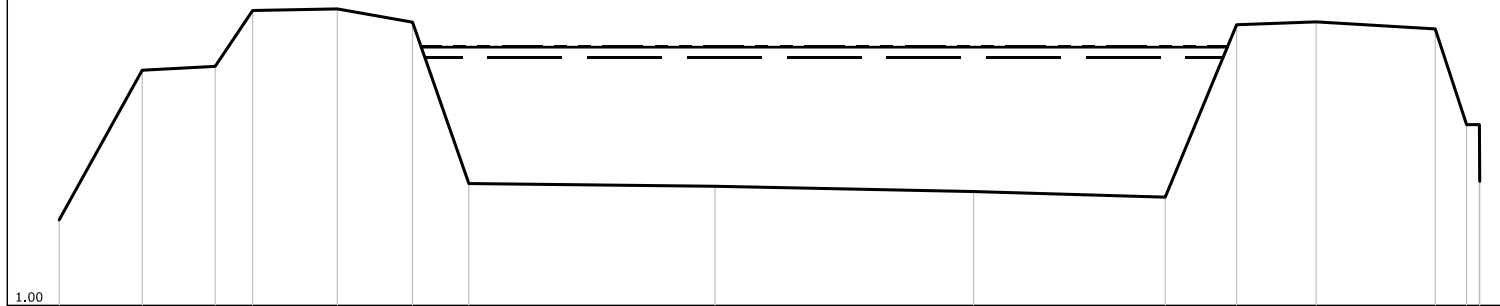
LEGENDA:

TR30 H =7.55 m. s.l.m. ———

TR200 H =7.83 m. s.l.m. ———

TR500 H =7.84 m. s.l.m. - - - - -

SCALA DISTANZE 1:200
 SCALA QUOTE 1:200



PUNTI	7	8	9	10	11	12	13	14	15	16	17	18	19	20.1
QUOTE [m s.l.m.]	3.26	7.22	7.32	8.80	8.84	8.49	4.22	4.15	4.01	3.86	8.42	8.50	8.31	5.78 5.78
DISTANZE PROGRESSIVE [m]	13.01	15.21	17.14	18.13	20.37	22.36	23.85	30.36	37.20	42.27	44.16	46.26	49.41	50.24 50.58
DISTANZE PARZIALI [m]		2.20	1.93	0.99	2.24	1.99	1.49	6.51	6.84	5.07	1.89	2.10	3.15	

Torrente Carrfone
SEZIONE N° 00081__15

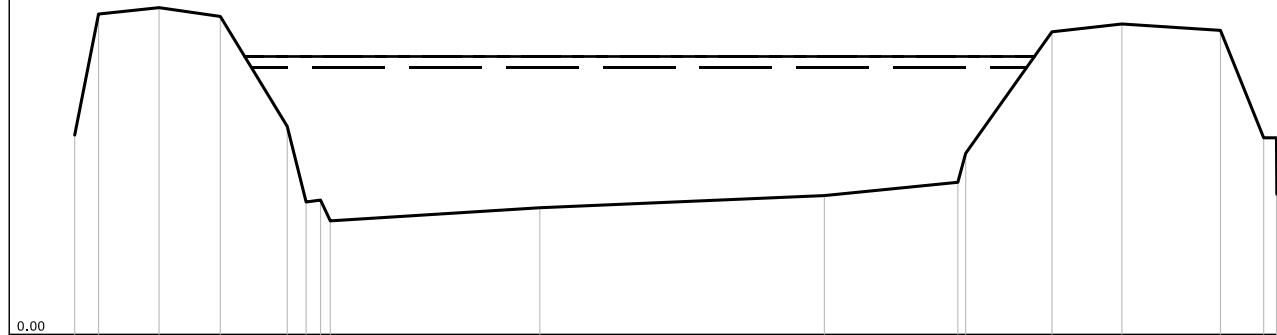
LEGENDA:

TR30 H =7.06 m. s.l.m. ————

TR200 H =7.35 m. s.l.m. ————

TR500 H =7.36 m. s.l.m. - - - - -

SCALA DISTANZE 1:200
SCALA QUOTE 1:200



PUNTI	9	10	11	12	13	14	15	16	17	18	19	21	22	23	24	25
QUOTE [m s.l.m.]	5.27	8.47	8.64	8.41	5.50	3.50	3.55	3.00	3.35	3.67	4.02	8.00	8.21	8.04	5.20	5.20
DISTANZE PROGRESSIVE [m]	13.69	14.32	15.92	17.54	19.31	19.81	20.19	20.45	25.99	33.52	37.05	39.54	41.39	44.00	45.14	45.46
DISTANZE PARZIALI [m]		1.60	1.62	1.77					5.54		7.53	3.53	2.28	1.85	2.61	1.14

Torrente Carrlone
 SEZIONE N° 00071__15

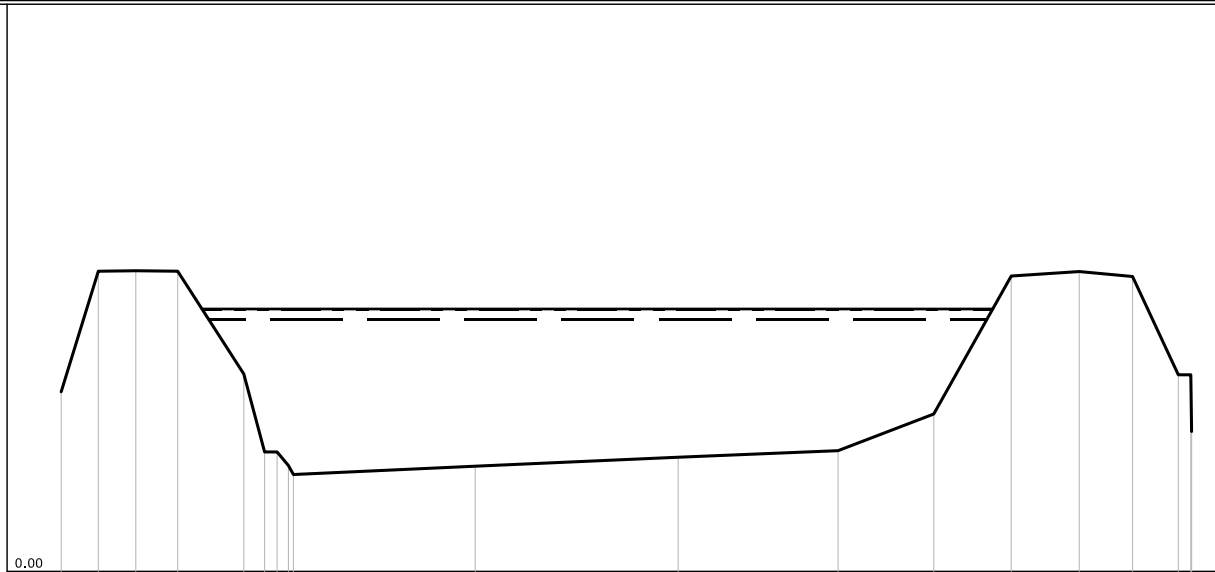
LEGENDA:

TR30 H =6.65 m. s.l.m. ———

TR200 H =6.94 m. s.l.m. ———

TR500 H =6.94 m. s.l.m. - - - - -

SCALA DISTANZE 1:200
 SCALA QUOTE 1:200



PUNTI	5	6	7	8	9	10	11	12	14	15	16	17	18	19	20	21	22
QUOTE [m s.l.m.]	4.75	7.94	7.95	7.94	5.22	3.16	3.16	2.80	2.78	3.02	3.19	4.16	7.81	7.93	7.80	5.20	5.20
DISTANZE PROGRESSIVE [m]	12.08	13.06	14.05	15.16	16.91	17.46	17.46	18.09	23.03	28.40	32.63	35.16	37.21	39.01	40.42	41.63	41.96
DISTANZE PARZIALI [m]	0.98	0.99	1.11	1.75					4.81	5.37	4.23	2.53	2.05	1.80	1.41	1.21	

Torrente Carrfone
SEZIONE N° 00065__15

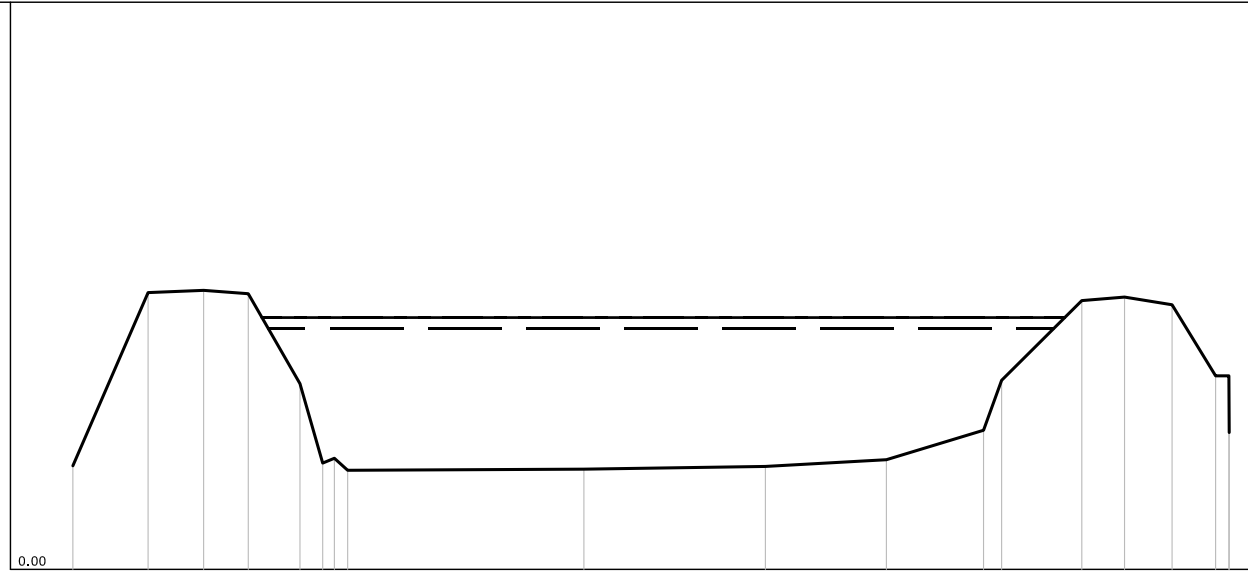
LEGENDA:

TR30 H =6.36 m. s.l.m. ———

TR200 H =6.66 m. s.l.m. ———

TR500 H =6.66 m. s.l.m. - - - - -

SCALA DISTANZE 1:200
SCALA QUOTE 1:200



PUNTI	7	8	9	10	11	12	13	14	15	16	17	18	19	20	21	22	23	24
QUOTE [m s.l.m.]	2.74	7.32	7.38	7.29	4.91	2.81	2.94	2.62	2.65	2.72	2.90	3.68	5.00	7.11	7.20	7.00	5.12	5.12
DISTANZE PROGRESSIVE [m]	8.01	10.00	11.47	12.65	14.02	14.62	14.93	15.28	21.53	26.33	29.53	32.10	32.58	34.70	35.83	37.09	38.24	38.59
DISTANZE PARZIALI [m]		1.99	1.47	1.18	1.37				6.25	4.80	3.20	2.57		2.12	1.13	1.26	1.15	

Torrente Carrlone
SEZIONE N° 00053__15

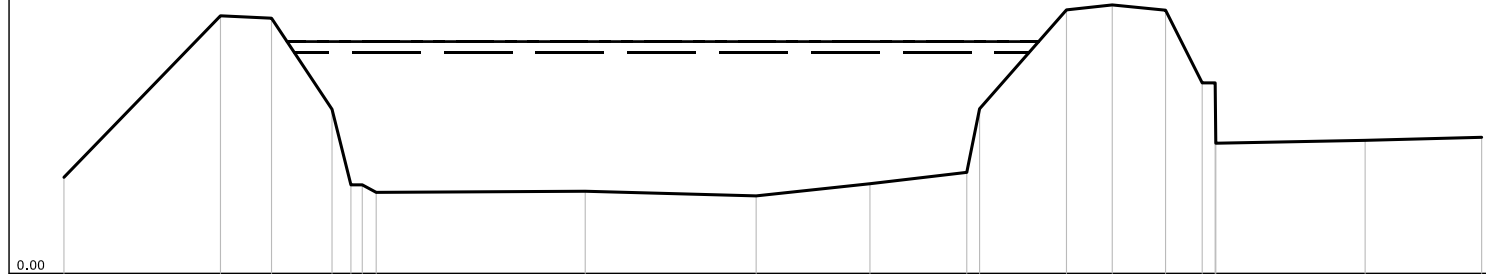
LEGENDA:

TR30 H = 5.83 m. s.l.m. ———

TR200 H = 6.13 m. s.l.m. ———

TR500 H = 6.13 m. s.l.m. - - - - -

SCALA DISTANZE 1:200
SCALA QUOTE 1:200



PUNTI	7	8	9	10	11	12	13	14	15	16	17	18	19	20	21	22	23	25	26
QUOTE [m s.l.m.]	2.54	6.81	6.75	4.34	2.34	2.34	2.14	2.17	2.05	2.37	2.67	4.35	6.97	7.10	6.96	5.04	5.04	3.52	3.60
DISTANZE PROGRESSIVE [m]	7.32	11.46	12.81	14.41	14.91	15.21	15.58	21.11	25.63	28.64	31.20	31.54	33.84	35.05	36.46	37.43	37.77	41.74	44.82
DISTANZE PARZIALI [m]		4.14	1.35	1.60				5.53	4.52	3.01	2.56		2.30	1.21	1.41	0.97		3.95	3.08

Torrente Carrifone
 SEZIONE N° 00045__15

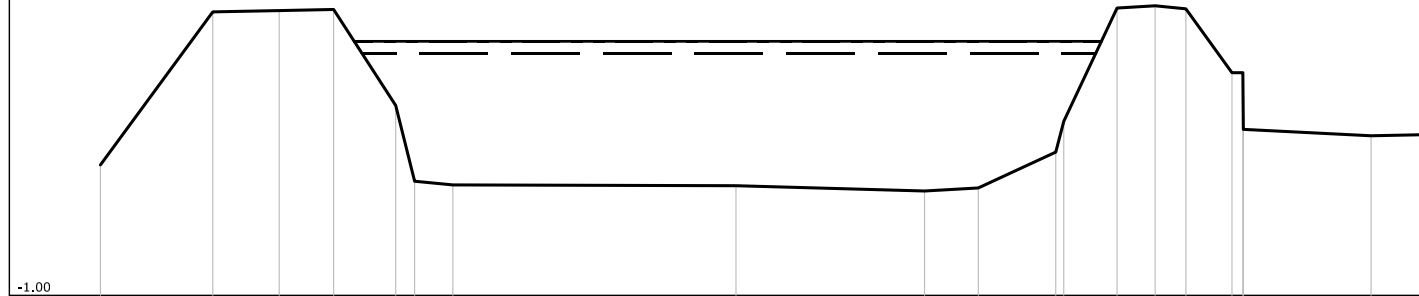
LEGENDA:

TR30 H =5.41 m. s.l.m. _____

TR200 H =5.72 m. s.l.m. _____

TR500 H =5.72 m. s.l.m. - - - - -

SCALA DISTANZE 1:200
 SCALA QUOTE 1:200



PUNTI	6	7	8	9	10	11	12	13	14	15	16	18	19	20	21	22	24	25
QUOTE [m s.l.m.]	2.45	6.50	6.53	6.56	4.02	2.02	1.92	1.90	1.76	1.84	2.79	6.60	6.66	6.58	4.89	4.89	3.22	3.25
DISTANZE PROGRESSIVE [m]	5.95	8.92	10.68	12.12	13.76	14.26	15.27	22.76	27.75	29.17	31.22	32.84	33.85	34.66	35.88	36.17	39.56	41.01
DISTANZE PARZIALI [m]		2.97	1.76	1.44	1.64	1.01		7.49		4.99	1.42	2.05	1.41	1.01	1.22		3.38	1.45

Torrente Carrione
SEZIONE N° 00037__15

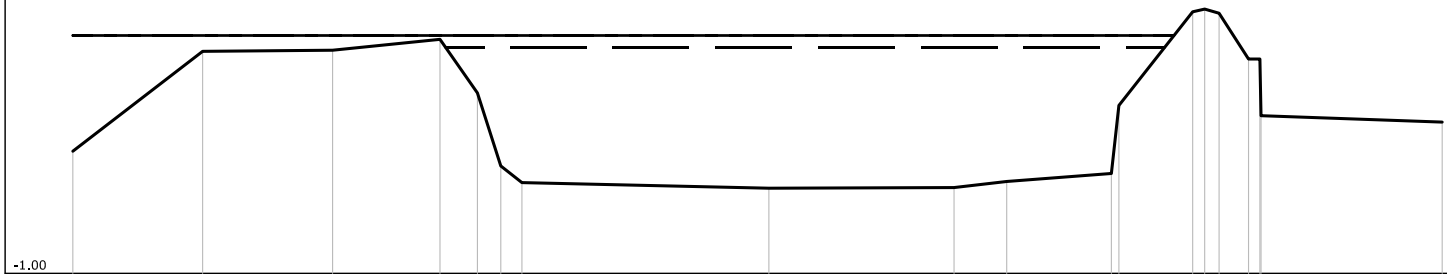
LEGENDA:

TR30 H = 4.97 m. s.l.m. ———

TR200 H = 5.29 m. s.l.m. ———

TR500 H = 5.29 m. s.l.m. - - - - -

SCALA DISTANZE 1:200
SCALA QUOTE 1:200



PUNTI	8	9	10	11	12	13	14	15	16	17	18	20	22	24	26	
QUOTE [m s.l.m.]	2.23	4.87	4.90	5.19	3.77	1.84	1.40	1.25	1.27	1.43	1.64	5.92	5.95	5.88	4.67	3.00
DISTANZE PROGRESSIVE [m]	7.15	10.58	14.02	16.86	17.85	18.47	19.03	25.56	30.46	31.85	34.62	36.77	37.09	37.47	38.25	43.37
DISTANZE PARZIALI [m]		3.43	3.44	2.84	0.99			6.53	4.90	1.39	2.77	1.95				4.79

Torrente Carrione
 SEZIONE N° 00027__15

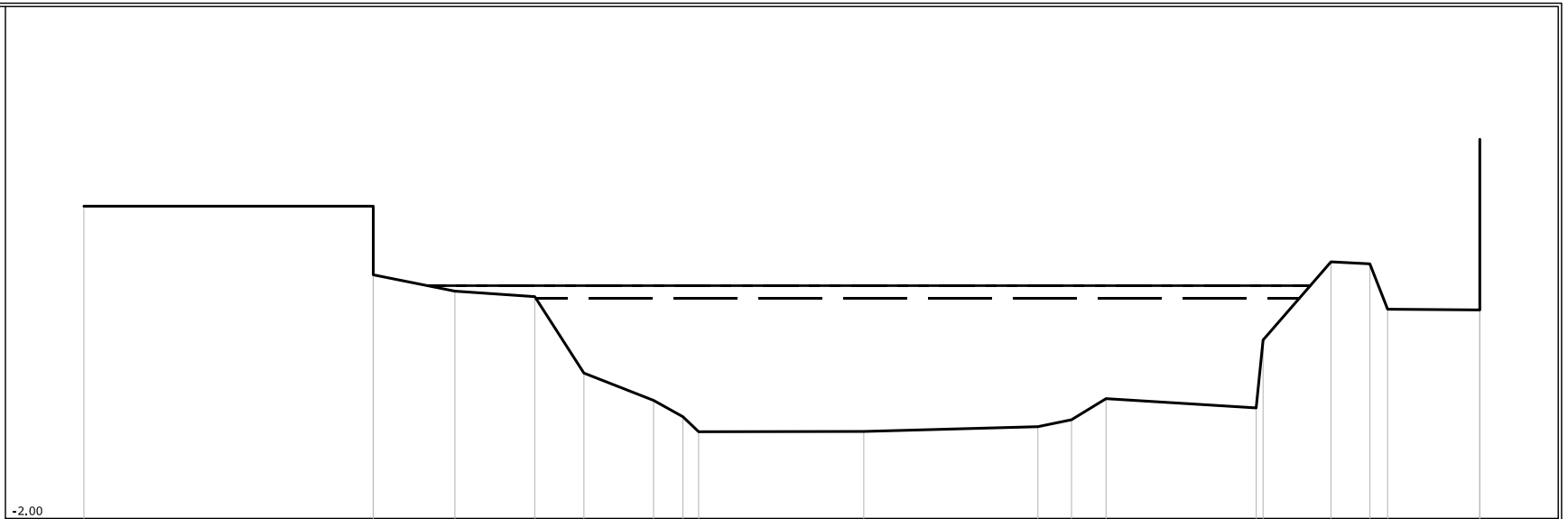
LEGENDA:

TR30 H =4.46 m. s.l.m. ————

TR200 H =4.82 m. s.l.m. ————

TR500 H =4.82 m. s.l.m. - - - - -

SCALA DISTANZE 1:200
 SCALA QUOTE 1:200



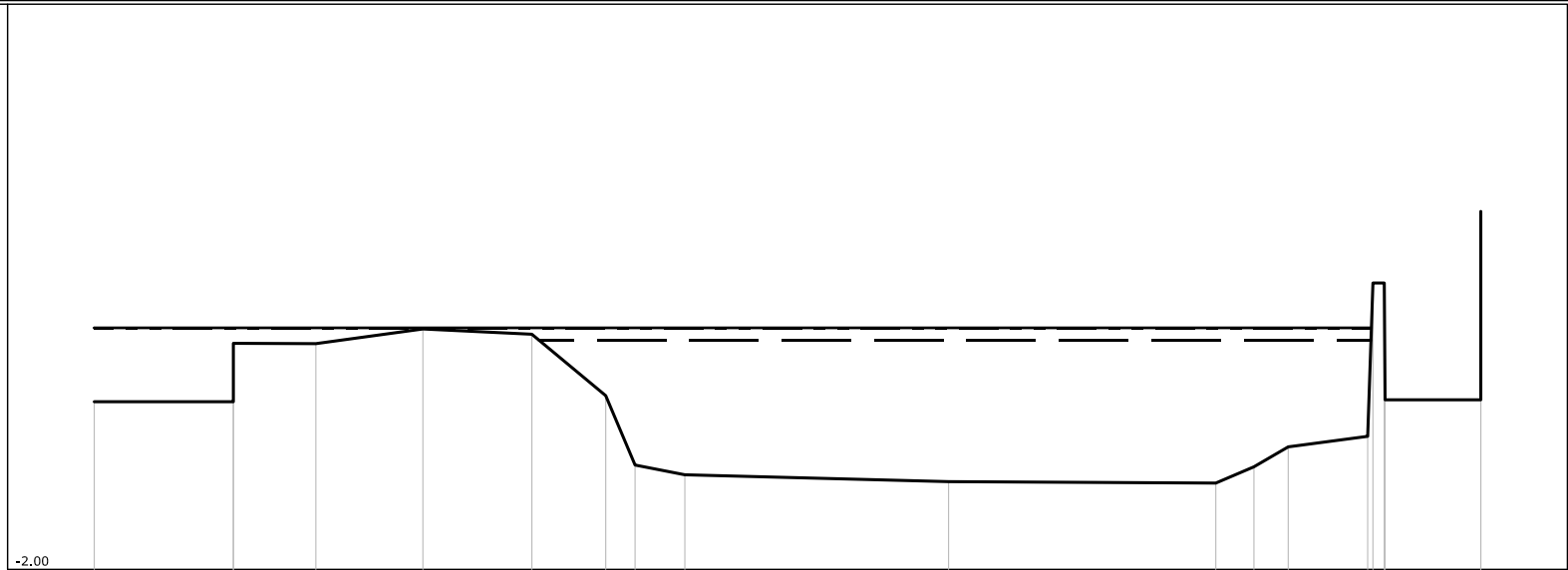
PUNTI	1	2	4	5	6	7	8	9	10	11	12	13	14	16	17	18	19
QUOTE [m s.l.m.]	7.15	7.15	4.66	4.50	2.26	1.46	0.98	0.54	0.55	0.69	0.89	1.51	1.24	5.52	5.46	4.13	4.11
DISTANZE PROGRESSIVE [m]	0.00	8.48	10.87	13.21	14.65	16.69	17.55	18.01	22.85	27.95	28.94	29.95	34.35	36.54	37.68	38.20	40.90
DISTANZE PARZIALI [m]		8.48	2.39	2.34	1.44	2.04			4.84	5.10	0.99	1.01	4.40	1.99	1.14		2.70

Torrente Carrlone
 SEZIONE N° 00017__15

LEGENDA:

- TR30 H =4.08 m. s.l.m.
- TR200 H =4.41 m. s.l.m.
- TR500 H =4.41 m. s.l.m.

SCALA DISTANZE 1:200
 SCALA QUOTE 1:200



PUNTI	1	2	4	5	6	7	8	9	10	11	12	13	14	16	18
QUOTE [m s.l.m.]	2.45	2.45	3.99	4.38	4.24	2.61	0.77	0.51	0.33	0.29	0.72	1.25	1.53	5.60	2.50
DISTANZE PROGRESSIVE [m]	0.00	3.69	5.88	8.72	11.61	13.57	14.35	15.67	22.67	29.76	30.77	31.68	33.79	34.23	36.79
DISTANZE PARZIALI [m]		3.69	2.19	2.84	2.89	1.96	1.32		7.00		7.09	1.01	2.11		2.54

Torrente Carrione
 SEZIONE N° 00012__15

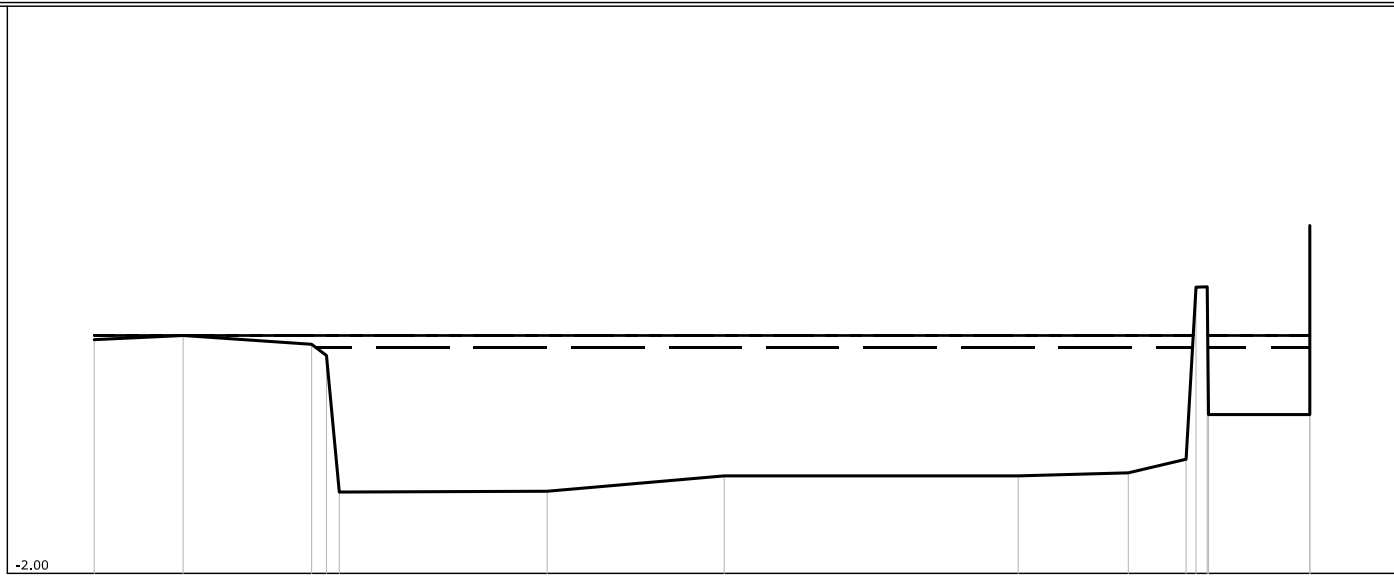
LEGENDA:

TR30 H =3.98 m. s.l.m. _____

TR200 H =4.29 m. s.l.m. _____

TR500 H =4.30 m. s.l.m. - - - - -

SCALA DISTANZE 1:200
 SCALA QUOTE 1:200



PUNTI	1	2	3	4	5	6	7	8	9	10	11	12	14
QUOTE [m s.l.m.]	4.18	4.29	4.06	3.96	0.15	0.17	0.58	0.58	0.66	1.02	5.36	5.36	2.20
DISTANZE PROGRESSIVE [m]	0.00	2.35	5.75	6.14	6.48	11.98	16.66	24.44	27.35	28.88	29.14	29.14	32.15
DISTANZE PARZIALI [m]		2.35	3.40			5.50	4.68	7.78	2.91	1.53		2.68	

Torrente Carrfone
SEZIONE N° 00010__15

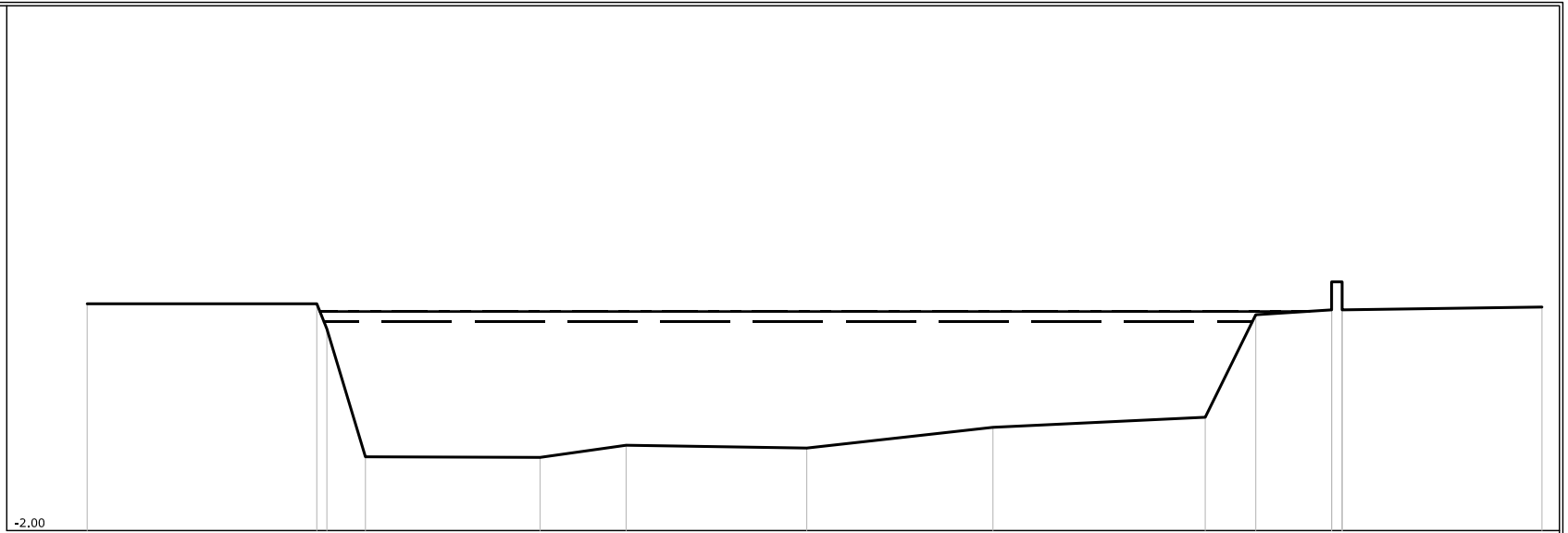
LEGENDA:

TR30 H =3.96 m. s.l.m. _____

TR200 H =4.26 m. s.l.m. _____

TR500 H =4.27 m. s.l.m. - - - - -

SCALA DISTANZE 1:200
SCALA QUOTE 1:200



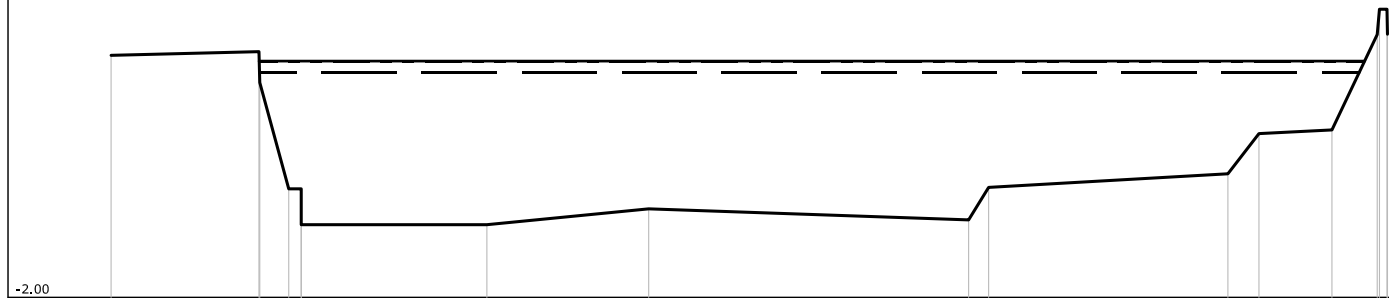
PUNTI	27	1	2	3	4	5	6	7	8	9	10	11	13	15
QUOTE [m s.l.m.]		4.48	4.48	3.76	0.11	0.09	0.44	0.36	0.95	1.24	4.17	4.31	5.11	4.39
DISTANZE PROGRESSIVE [m]	0.00		6.56	6.95	7.95	12.94	15.40	20.56	25.88	31.95	33.39	35.56	35.86	41.57
DISTANZE PARZIALI [m]		6.56	1.10	4.99	2.46	5.16	5.32	6.07	1.44	2.17	5.71			

Torrente Carrifone
 SEZIONE N° 00007__15

LEGENDA:

- TR30 H = 3.95 m. s.l.m.
- TR200 H = 4.25 m. s.l.m.
- TR500 H = 4.25 m. s.l.m.

SCALA DISTANZE 1:200
 SCALA QUOTE 1:200



PUNTI	8	9	11	12	14	15	16	17	18	19	20	22	23
QUOTE [m s.l.m.]	4.40	4.50	0.87	0.87	-0.08	0.34	0.05	0.91	1.27	2.33	2.43	4.95	5.62
DISTANZE PROGRESSIVE [m]	14.44	18.35	19.14	19.47	24.38	28.66	37.12	37.65	43.98	44.80	46.73	47.93	48.19
DISTANZE PARZIALI [m]		3.91			4.91	4.28	8.46		6.33		1.93	1.20	

Torrente Carrione
SEZIONE N° 00003PB15

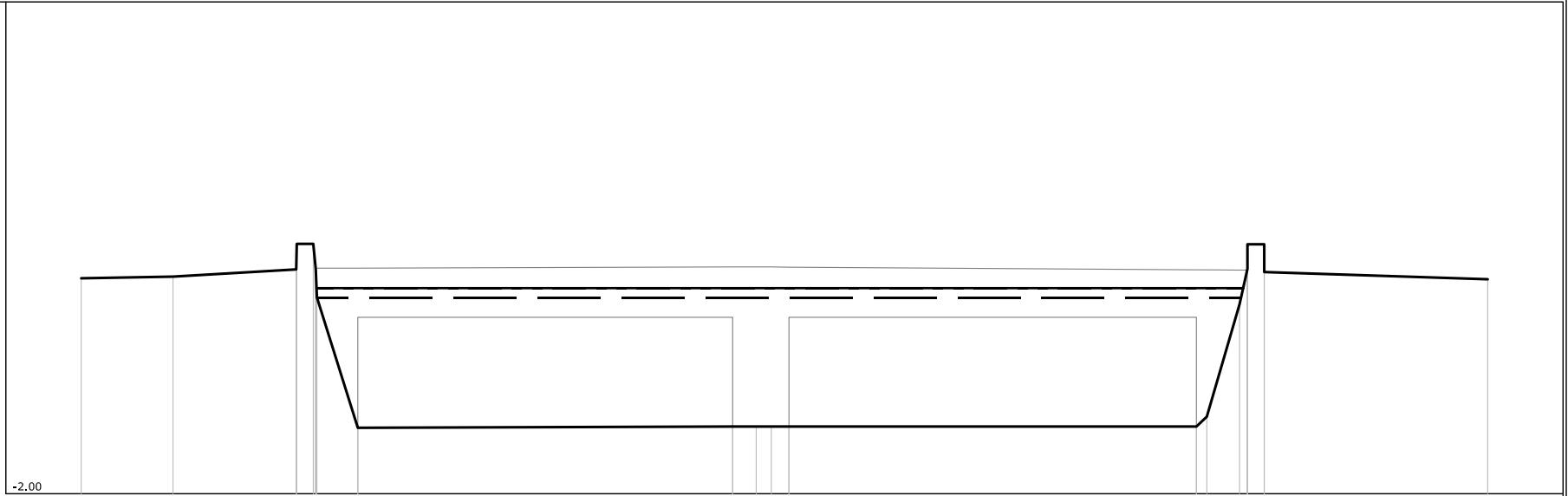
LEGENDA:

TR30 H = 3.97 m. s.l.m. _____

TR200 H = 4.27 m. s.l.m. _____

TR500 H = 4.27 m. s.l.m. _____

SCALA DISTANZE 1:200
SCALA QUOTE 1:200



PUNTI	1	2	3	5	9	11	13	14	15	17	19	20	22	24	26
QUOTE [m s.l.m.]	4.57	4.62	4.84	5.62	0.01	0.05	0.05	0.05	0.05	0.05	0.35	3.88	5.61		4.54
DISTANZE PROGRESSIVE [m]	0.00	2.80	6.56	7.08	8.44	19.88	20.60	21.06	21.60	34.03	34.35	35.35	36.10		42.92
DISTANZE PARZIALI [m]		2.80	3.76	1.25		11.44				12.43		1.00			6.82

Torrente Carrfone
SEZIONE N° 00003PC15

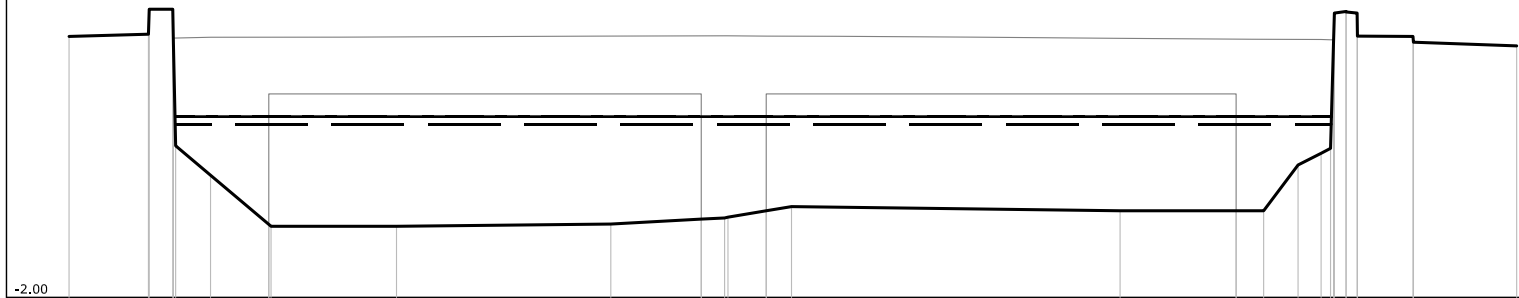
LEGENDA:

TR30 H =2.58 m. s.l.m. ———

TR200 H =2.78 m. s.l.m. ———

TR500 H =2.78 m. s.l.m. - - - - -

SCALA DISTANZE 1:200
SCALA QUOTE 1:200



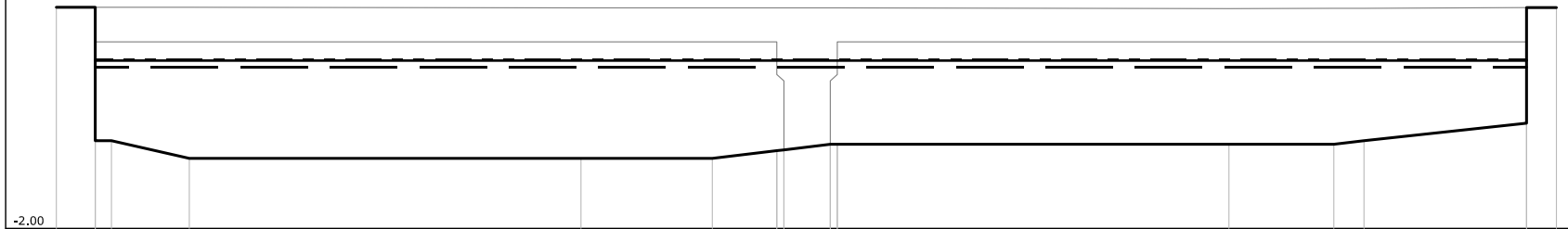
PUNTI	2	4	6	9	10	13	14	15	17	19	21	22	23	25	26	2283	B3	35	37
QUOTE [m s.l.m.]	4.71	4.96	5.62	1.23	-0.07	-0.12	-0.06	0.07	0.10	0.29	0.40	0.29	0.29	0.29	1.50	1.84	3.25	4.90	4.65
DISTANZE PROGRESSIVE [m]	4.63	6.78	7.42	8.42	9.96	13.34	19.01	21.40	22.02	23.12	23.79	32.48	35.55	36.28	37.19	37.80	38.75	40.23	42.97
DISTANZE PARZIALI [m]		2.10		1.54		3.32		5.67		2.39	1.01		8.69		3.07			1.47	2.73

Torrente Carrfone
SEZIONE N° 00002PB15

LEGENDA:

- TR30 H = 2.60 m. s.l.m.
- TR200 H = 2.79 m. s.l.m.
- TR500 H = 2.80 m. s.l.m.

SCALA DISTANZE 1:200
SCALA QUOTE 1:200



PUNTI	2	3	5	6	7	8	9	13	17	18	19	20	22
QUOTE [m s.l.m.]	4.31	4.31	0.50	0.00	0.00	0.00	0.22	0.40	0.40	0.40	0.50	1.00	4.30
DISTANZE PROGRESSIVE [m]	8.94	10.05	10.51	12.73	23.89	27.63	29.47	30.99	42.35	45.34	46.20	50.83	51.68
DISTANZE PARZIALI [m]	1.11	2.22		11.16	3.74	1.84	1.32	11.16	2.99		4.63		

Torrente Carrione
 SEZIONE N° 00002PC15

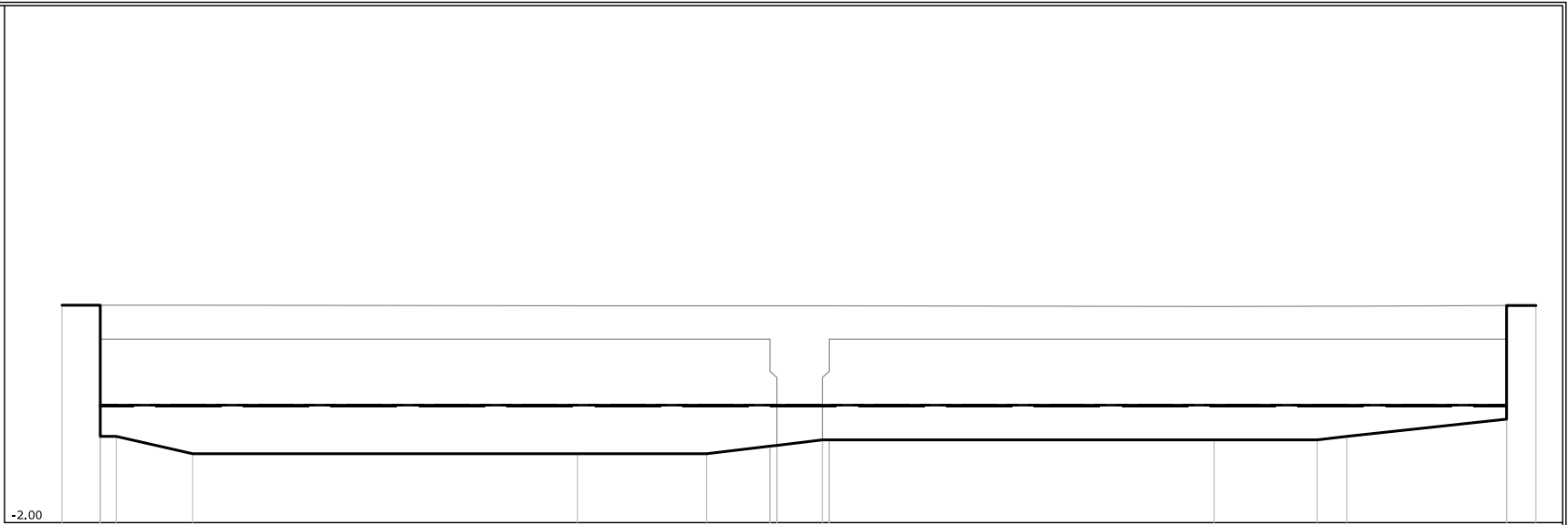
LEGENDA:

TR30 H = 1.37 m. s.l.m. ———

TR200 H = 1.41 m. s.l.m. ———

TR500 H = 1.41 m. s.l.m. - - - - -

SCALA DISTANZE 1:200
 SCALA QUOTE 1:200



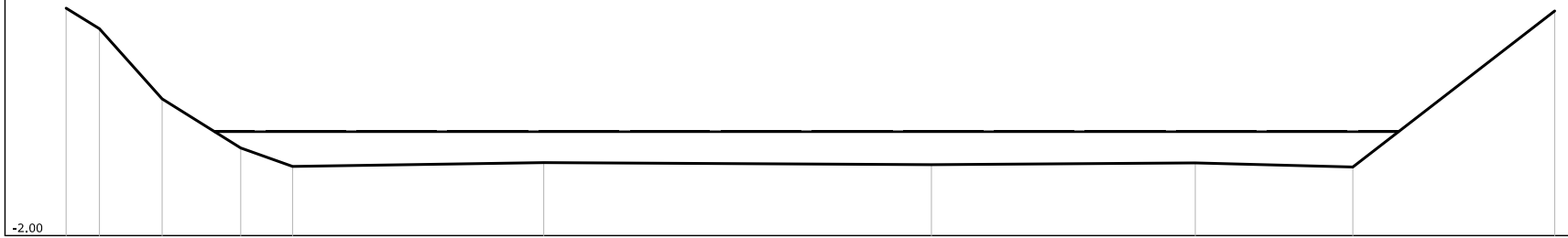
PUNTI	2	3	5	6	7	8	9	13	17	18	19	20	22
QUOTE [m s.l.m.]	4.31	4.31	0.50	0.00	0.00	0.00	0.22	0.40	0.40	0.40	0.50	1.00	4.30
DISTANZE PROGRESSIVE [m]	8.94	10.05	10.51	12.73	23.89	27.63	29.47	30.99	42.35	45.34	46.20	50.83	51.68
DISTANZE PARZIALI [m]	1.11	2.22		11.16	3.74	1.84	1.32	11.16	2.99		4.63		

Torrente Carrfone
 SEZIONE N° 00001__15

LEGENDA:

- TR30 H =1.00 m. s.l.m.
- TR200 H =1.00 m. s.l.m.
- TR500 H =1.00 m. s.l.m.

SCALA DISTANZE 1:200
 SCALA QUOTE 1:200





PUNTI	3	4	5	6	7	8	9	10	11	12
QUOTE [m s.l.m.]	4.57	3.98	1.95	0.53	0.00	0.11	0.05	0.10	-0.02	4.49
DISTANZE PROGRESSIVE [m]	9.10	10.06	11.87	14.14	15.64	22.89	34.09	41.71	46.26	52.09
DISTANZE PARZIALI [m]		1.81	2.27	1.50	7.25	11.20	7.62	4.55	5.83	


Torrente Lavello

Torrente Lavello
 SEZIONE N° 00209PA14

LEGENDA:

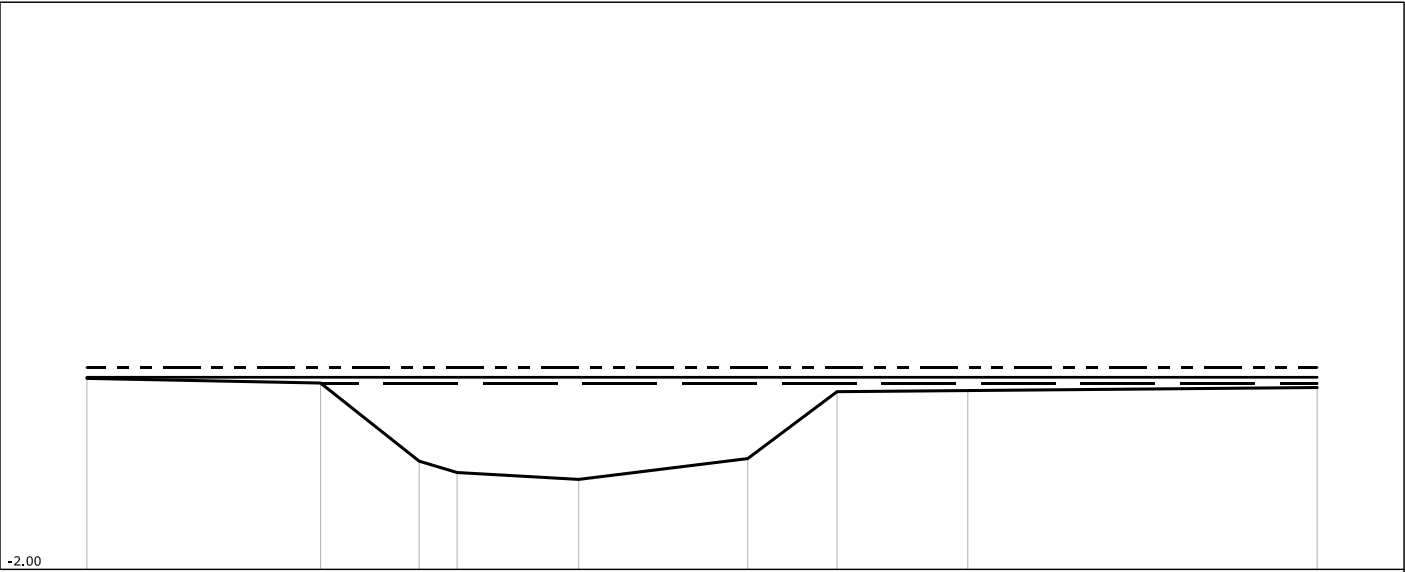
Tr30 H = 2.92 m. s.l.m. 

Tr200 H = 3.08 m. s.l.m. 

Tr500 H = 3.34 m. s.l.m. 

SCALA DISTANZE 1:200
 SCALA QUOTE 1:200

-2.00



PUNTI	1	2	3	4	5	6	7	8	9
QUOTE [m s.l.m.]	3.05	2.93	0.86	0.56	0.38	0.93	2.70	2.73	2.81
DISTANZE PROGRESSIVE [m]	0.00	6.18	8.79	9.79	13.01	17.48	19.84	23.30	32.54
DISTANZE PARZIALI [m]		6.18	2.61	1.00	3.22	4.47	2.36	3.46	9.24

Torrente Lavello
 SEZIONE N° 00209PB14

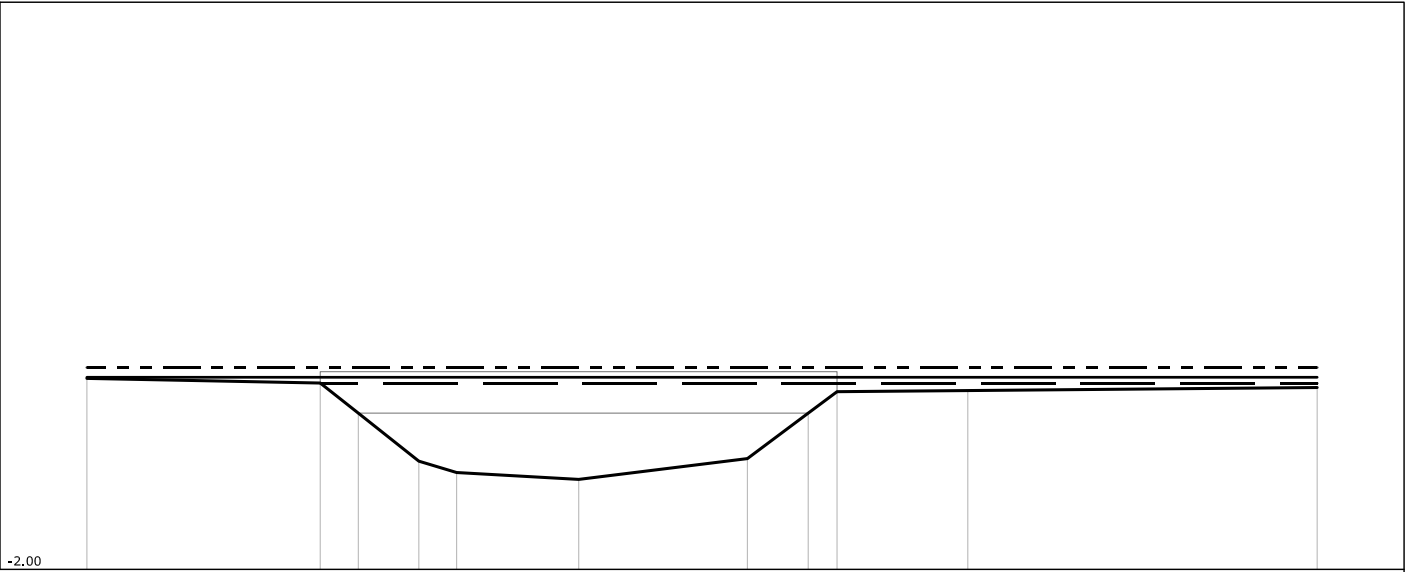
LEGENDA:

Tr30 H = 2.92 m. s.l.m. ———

Tr200 H = 3.08 m. s.l.m. ———

Tr500 H = 3.34 m. s.l.m. - - - - -

SCALA DISTANZE 1:200
 SCALA QUOTE 1:200



PUNTI	1	2	4	5	6	7	8	9	10	12	13
QUOTE [m s.l.m.]	3.05	2.93	2.13	0.86	0.56	0.38	0.93	2.13	2.70	2.73	2.81
DISTANZE PROGRESSIVE [m]	0.00	6.17	7.18	8.78	9.78	13.01	17.47	19.08	19.84	23.30	32.54
DISTANZE PARZIALI [m]		6.17	1.01	1.60	1.00	3.23	4.46	1.61		3.46	9.24

Torrente Lavello
 SEZIONE N° 00209PC14

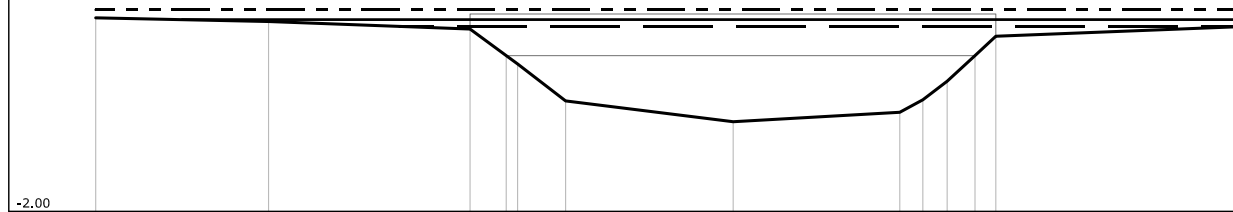
LEGENDA:

Tr30 H =2.89 m. s.l.m. ———

Tr200 H =3.07 m. s.l.m. ———

Tr500 H =3.33 m. s.l.m. - - - - -

SCALA DISTANZE 1:200
 SCALA QUOTE 1:200



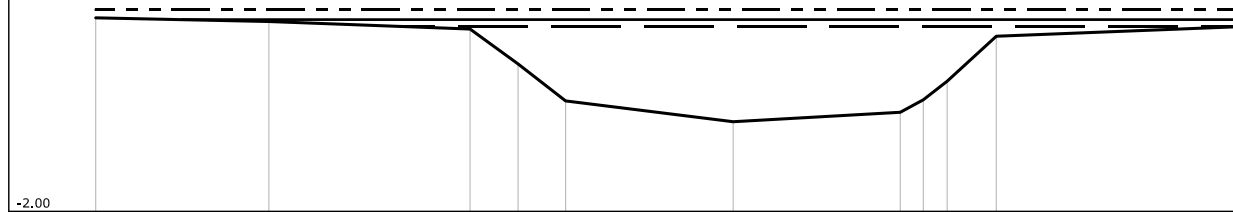
PUNTI	1	2	3	5	6	7	8	9	10	11	12	13	15
QUOTE [m s.l.m.]	3.12	3.02	2.82	2.12	1.90	0.92	0.37	0.62	0.95	1.44	2.12	2.63	2.88
DISTANZE PROGRESSIVE [m]	0.00	4.57	9.90	10.86	11.16	12.43	16.86	21.27	21.88	22.52	23.26	23.81	30.17
DISTANZE PARZIALI [m]		4.57	5.33	0.96	1.27	4.43	4.41						6.36

Torrente Lavello
 SEZIONE N° 00209PD14

LEGENDA:

- Tr30 H =2.89 m. s.l.m.
- Tr200 H =3.07 m. s.l.m.
- Tr500 H =3.33 m. s.l.m.

SCALA DISTANZE 1:200
 SCALA QUOTE 1:200



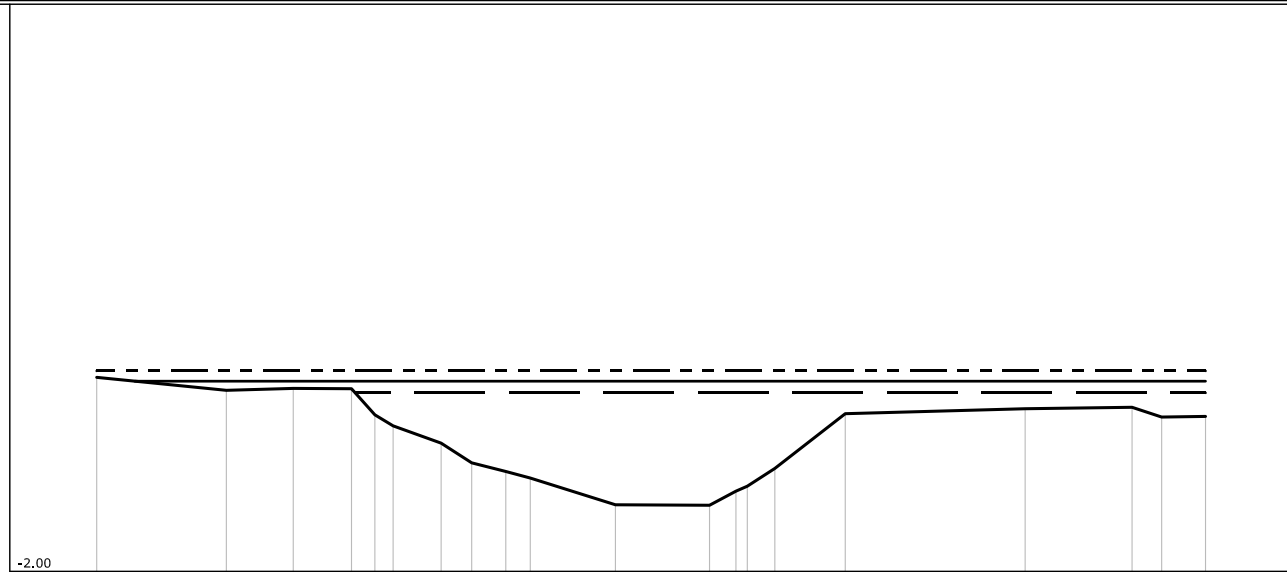
PUNTI	1	2	3	4	5	6	7	8	9	10	11
QUOTE [m s.l.m.]	3.12	3.02	2.82	1.90	0.92	0.37	0.62	0.95	1.44	2.63	2.88
DISTANZE PROGRESSIVE [m]	0.00	4.58	9.90	11.17	12.43	16.86	21.28	21.89	22.52	23.82	30.17
DISTANZE PARZIALI [m]		4.58	5.32	1.27	1.26	4.43	4.42		1.30	6.35	

Torrente Lavello
SEZIONE N° 00171__14

LEGENDA:

- Tr30 H =2.72 m. s.l.m.
- Tr200 H =3.03 m. s.l.m.
- Tr500 H =3.30 m. s.l.m.


SCALA DISTANZE 1:200
SCALA QUOTE 1:200

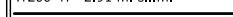


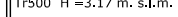
PUNTI	1	2	3	4	5	6	7	8	9	10	11	12	13	14	15	16	17	18	19	20
QUOTE [m s.l.m.]	3.13	2.79	2.84	2.83	2.14	1.85	1.39	0.87	0.64	0.47	-0.24	-0.25	0.12	0.25	0.72	2.17	2.30	2.34	2.08	2.10
DISTANZE PROGRESSIVE [m]	0.00	3.43	5.20	6.74	7.36	7.84	9.11	9.92	10.82	11.47	13.72	16.21	16.91	17.21	17.94	19.80	24.56	27.39	28.17	29.33
DISTANZE PARZIALI [m]		3.43	1.77	1.54		1.27				2.25	2.49				1.86	4.76	2.83		1.16	

Torrente Lavello
SEZIONE N° 00166PA14

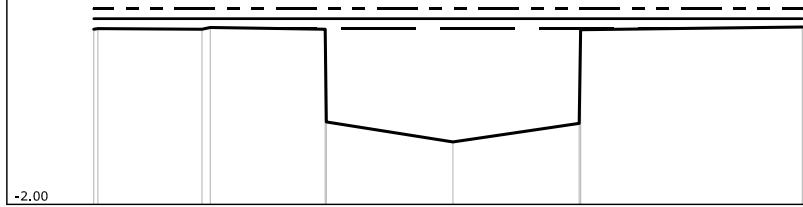
LEGENDA:

Tr30 H =2.65 m. s.l.m. 

Tr200 H =2.91 m. s.l.m. 

Tr500 H =3.17 m. s.l.m. 


SCALA DISTANZE 1:200
SCALA QUOTE 1:200

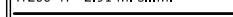


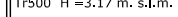
PUNTI	1	3	5	7	8	10
QUOTE [m s.l.m.]	2.63	2.63	2.63	-0.35	0.14	2.69
DISTANZE PROGRESSIVE [m]	0.00	2.86	6.12	9.50	12.84	18.74
DISTANZE PARZIALI [m]		2.75	3.04	3.35	3.34	5.86

Torrente Lavello
SEZIONE N° 00166PB14

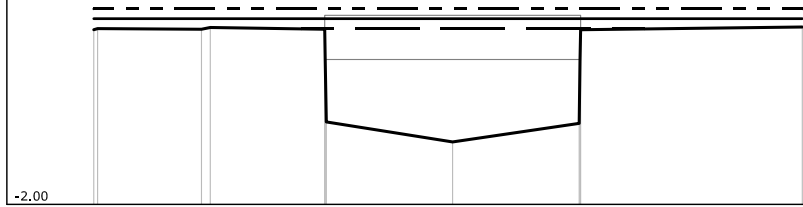
LEGENDA:

Tr30 H =2.64 m. s.l.m. 

Tr200 H =2.91 m. s.l.m. 

Tr500 H =3.17 m. s.l.m. 

SCALA DISTANZE 1:200
SCALA QUOTE 1:200



PUNTI	1	3	5	9	10	14
QUOTE [m s.l.m.]	2.62	2.63	2.63	-0.35	0.14	2.69
DISTANZE PROGRESSIVE [m]	0.00	2.85	6.11	9.49	12.84	18.74
DISTANZE PARZIALI [m]		2.75	3.03	3.34	3.35	5.86

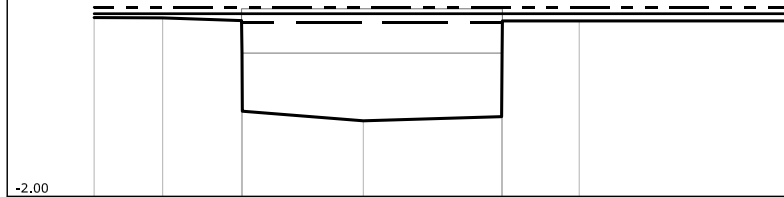
Torrente Lavello
 SEZIONE N° 00166PC14

LEGENDA:

Tr30 H = 2,60 m. s.l.m. ———

Tr200 H = 2,83 m. s.l.m. ———

Tr500 H = 3,00 m. s.l.m. - - - - -



SCALA DISTANZE 1:200
 SCALA QUOTE 1:200

PUNTI	1	2	3	7	8	12	13
QUOTE [m s.l.m.]	2.73	2.72	2.65	0.00	0.11	2.64	2.64
DISTANZE PROGRESSIVE [m]	0.00	1.81	3.90	7.12	10.78	12.83	18.35
DISTANZE PARZIALI [m]		1.81	2.09	3.20	3.66	2.03	5.52

Torrente Lavello
 SEZIONE N° 00166PD14

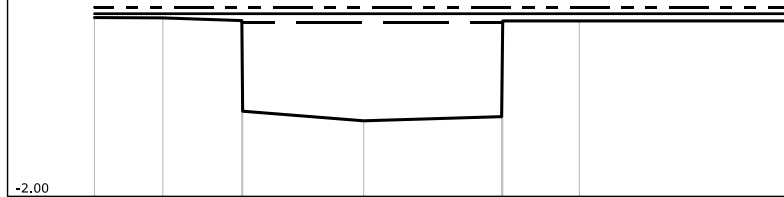
LEGENDA:

Tr30 H = 2,60 m. s.l.m. ———

Tr200 H = 2,83 m. s.l.m. ———

Tr500 H = 3,00 m. s.l.m. - - - - -

SCALA DISTANZE 1:200
 SCALA QUOTE 1:200



PUNTI	1	2	3	5	6	8	9
QUOTE [m s.l.m.]	2.73	2.72	2.65	0.00	0.11	2.64	2.64
DISTANZE PROGRESSIVE [m]	0.00	1.81	3.90	7.12	10.77	12.83	18.34
DISTANZE PARZIALI [m]		1.81	2.09	3.20	3.65	2.03	5.51

Torrente Lavello
SEZIONE N° 00142__14

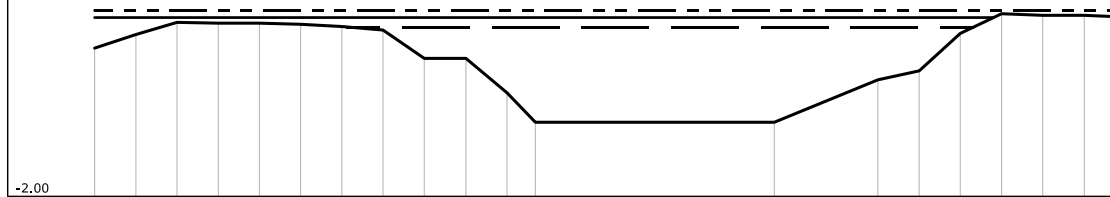
LEGENDA:

Tr30 H =2.48 m. s.l.m. ———

Tr200 H =2.73 m. s.l.m. ———

Tr500 H =2.92 m. s.l.m. - - - - -

SCALA DISTANZE 1:200
SCALA QUOTE 1:200




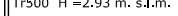
PUNTI	1	2	3	4	5	6	7	8	9	10	11	12	13	14	15	16	17	18	19	20
QUOTE [m s.l.m.]	1.92	2.28	2.60	2.58	2.58	2.55	2.49	2.40	1.65	1.65	0.74	-0.04	-0.04	1.08	1.32	2.31	2.83	2.79	2.79	2.74
DISTANZE PROGRESSIVE [m]	0.00	1.09	2.18	3.27	4.36	5.45	6.54	7.63	8.72	9.82	10.91	11.66	17.98	20.72	21.81	22.90	23.99	25.08	26.18	27.27
DISTANZE PARZIALI [m]		1.09	1.09	1.09	1.09	1.09	1.09	1.09	1.10	1.09			6.32	2.74	1.09	1.09	1.09	1.09	1.10	1.09

Torrente Lavello
SEZIONE N° 00133PA14

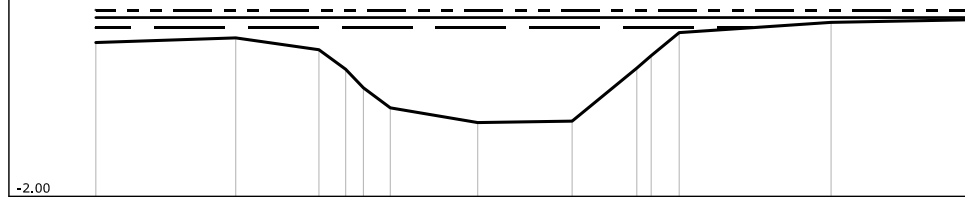
LEGENDA:

Tr30 H =2.46 m. s.l.m. 

Tr200 H =2.73 m. s.l.m. 

Tr500 H =2.93 m. s.l.m. 

SCALA DISTANZE 1:200
SCALA QUOTE 1:200



PUNTI	1	2	3	4	5	6	7	8	9	10	11	12	13
QUOTE [m s.l.m.]	2.07	2.19	1.88	1.36	0.87	0.34	-0.05	-0.01	1.39	1.72	2.33	2.60	2.67
DISTANZE PROGRESSIVE [m]	0.00	3.70	5.90	6.61	7.08	7.79	10.10	12.60	14.31	14.69	15.43	19.45	23.08
DISTANZE PARZIALI [m]		3.70	2.20			2.31	2.50	1.71			4.02	3.63	

Torrente Lavello
SEZIONE N° 00133PD14

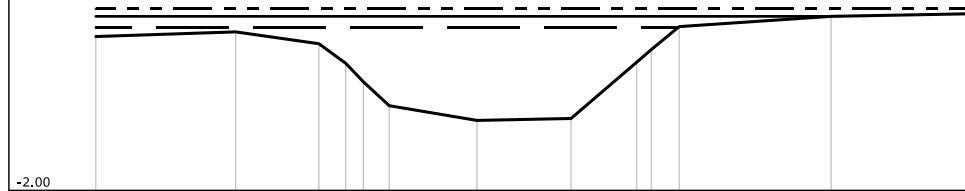
LEGENDA:

Tr30 H = 2.30 m. s.l.m. ———

Tr200 H = 2.60 m. s.l.m. ———

Tr500 H = 2.80 m. s.l.m. - - - - -

SCALA DISTANZE 1:200
SCALA QUOTE 1:200



PUNTI	1	2	3	4	5	6	7	8	9	10	11	12	13
QUOTE [m s.l.m.]	2.07	2.19	1.88	1.36	0.87	0.24	-0.15	-0.10	1.39	1.72	2.33	2.60	2.67
DISTANZE PROGRESSIVE [m]	0.00	3.70	5.90	6.61	7.08	7.76	10.08	12.57	14.31	14.69	15.43	19.45	23.08
DISTANZE PARZIALI [m]		3.70	2.20				2.32	2.49	1.74			4.02	3.63

Torrente Lavello
SEZIONE N° 00128__14

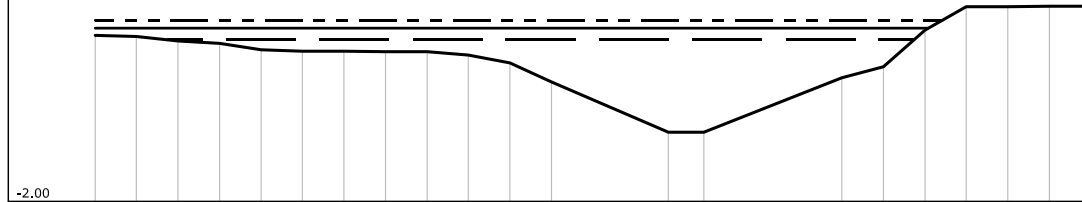
LEGENDA:

Tr30 H =2.27 m. s.l.m. ———

Tr200 H =2.58 m. s.l.m. ———

Tr500 H =2.79 m. s.l.m. - - - - -

SCALA DISTANZE 1:200
SCALA QUOTE 1:200



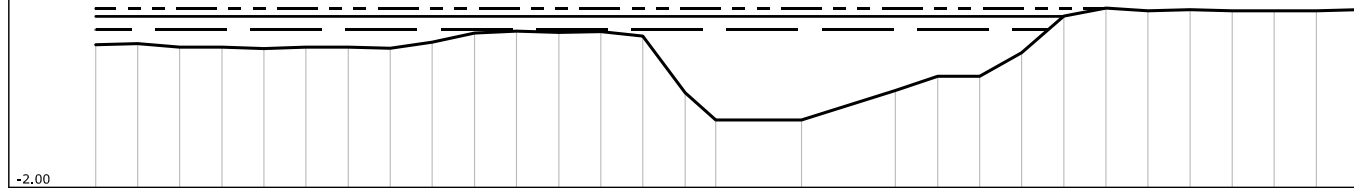
PUNTI	1	2	3	4	5	6	7	8	9	10	11	12	13	14	15	16	17	18	19	20	21
QUOTE [m s.l.m.]	2.39	2.36	2.24	2.18	2.01	1.97	1.97	1.96	1.96	1.87	1.66	1.16	-0.17	-0.17	1.27	1.56	2.53	3.15	3.15	3.16	3.16
DISTANZE PROGRESSIVE [m]	0.00	1.09	2.19	3.29	4.39	5.48	6.58	7.68	8.78	9.87	10.97	12.07	15.16	16.10	19.75	20.85	21.95	23.04	24.14	25.24	26.34
DISTANZE PARZIALI [m]	1.09	1.10	1.10	1.10	1.09	1.10	1.10	1.10	1.09	1.10	1.10	3.09		3.65	1.10	1.10	1.09	1.10	1.10	1.10	1.10

Torrente Lavello
SEZIONE N° 00113__14

LEGENDA:

- Tr30 H =2.17 m. s.l.m.
- Tr200 H =2.52 m. s.l.m.
- Tr500 H =2.73 m. s.l.m.

SCALA DISTANZE 1:200
SCALA QUOTE 1:200



PUNTI	1	2	3	4	5	6	7	8	9	10	11	12	13	14	15	16	17	18	19	20	21	22	23	24	25	26	27	28	29
QUOTE [m s.l.m.]	1.77	1.80	1.71	1.71	1.67	1.71	1.71	1.68	1.84	2.08	2.13	2.10	2.12	2.00	0.50	-0.22	-0.22	0.56	0.94	0.94	1.56	2.53	2.74	2.67	2.70	2.67	2.67	2.67	2.70
DISTANZE PROGRESSIVE [m]	0.00	1.11	2.22	3.34	4.45	5.56	6.68	7.79	8.90	10.02	11.13	12.25	13.36	14.47	15.59	16.40	18.67	21.15	22.27	23.38	24.49	25.61	26.72	27.83	28.95	30.06	31.17	32.29	33.40
DISTANZE PARZIALI [m]	1.11	1.11	1.12	1.11	1.11	1.12	1.11	1.11	1.12	1.11	1.12	1.11	1.11	1.12		2.27	2.48	1.12	1.11	1.11	1.12	1.11	1.11	1.12	1.11	1.11	1.12	1.11	1.11

Torrente Lavello
SEZIONE N° 00107__14

LEGENDA:

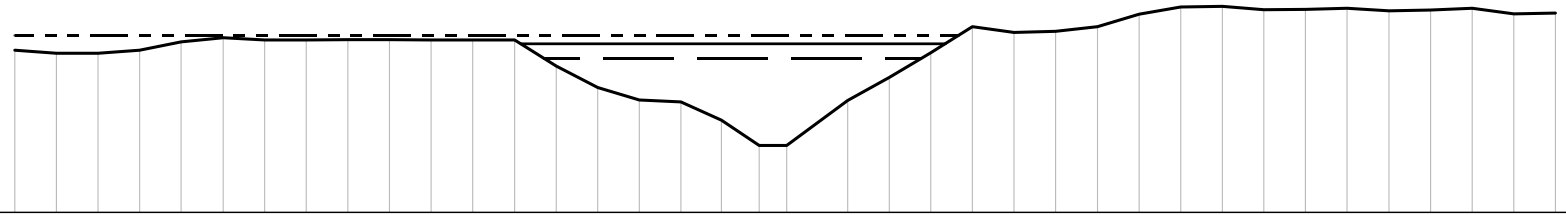
Tr30 H =2.07 m. s.l.m. ————

Tr200 H =2.46 m. s.l.m. ————

Tr500 H =2.68 m. s.l.m. - - - - -

SCALA DISTANZE 1:200
SCALA QUOTE 1:200

-2.00



PUNTI	1	2	3	4	5	6	7	8	9	10	11	12	13	14	15	16	17	18	19	20	21	22	23	24	25	26	27	28	29	30	31	32	33	34	35	36	37	38	
QUOTE [m s.l.m.]	2.29	2.21	2.21	2.29	2.51	2.62	2.56	2.56	2.57	2.57	2.56	2.56	2.56	1.87	1.30	0.97	0.92	0.44	-0.23	-0.23	0.96	1.57	2.22	2.91	2.76	2.79	2.91	3.24	3.43	3.45	3.36	3.37	3.40	3.33	3.35	3.40	3.25	3.27	
DISTANZE PROGRESSIVE [m]	0.00	1.10	2.20	3.30	4.40	5.51	6.61	7.71	8.81	9.91	11.01	12.11	13.22	14.32	15.42	16.52	17.62	18.69	19.69	20.42	22.03	23.13	24.23	25.33	26.43	27.53	28.64	29.74	30.84	31.94	33.04	34.14	35.24	36.35	37.45	38.55	39.65	40.75	
DISTANZE PARZIALI [m]		1.10	1.10	1.10	1.10	1.11	1.10	1.10	1.10	1.10	1.10	1.11	1.10	1.10	1.10	1.10	1.07	1.00		1.61	1.10	1.10	1.10	1.10	1.10	1.11	1.10	1.10	1.10	1.10	1.10	1.11	1.10	1.11	1.10	1.10	1.10	1.10	1.10

Torrente Lavello
 SEZIONE N° 00091_14

LEGENDA:

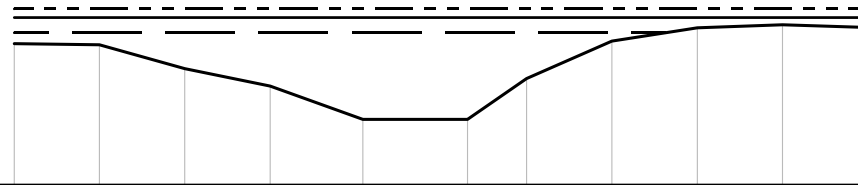
Tr30 H = 2.01 m. s.l.m. ———

Tr200 H = 2.41 m. s.l.m. ———

Tr500 H = 2.64 m. s.l.m. - - - - -

SCALA DISTANZE 1:200
 SCALA QUOTE 1:200

-2.00



PUNTI	1	2	3	4	5	6	7	8	9	10	11
QUOTE [m s.l.m.]	1.72	1.69	1.06	0.60	-0.28	-0.28	0.80	1.79	2.14	2.22	2.15
DISTANZE PROGRESSIVE [m]	0.00	2.25	4.51	6.77	9.22	11.99	13.55	15.81	18.07	20.32	22.58
DISTANZE PARZIALI [m]		2.25	2.26	2.26	2.45	2.77	1.56	2.26	2.26	2.25	2.26

Torrente Lavello
SEZIONE N° 00085__14

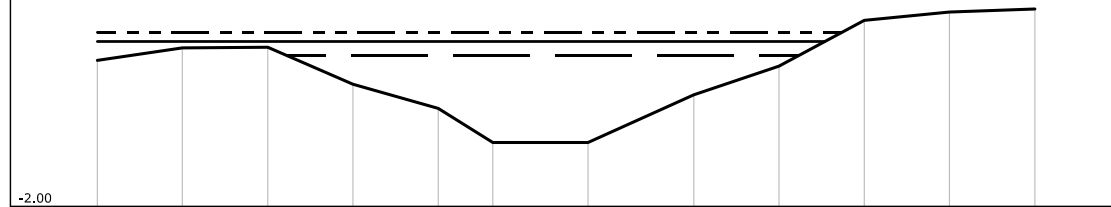
LEGENDA:

Tr30 H = 1.98 m. s.l.m. ———

Tr200 H = 2.36 m. s.l.m. ———

Tr500 H = 2.60 m. s.l.m. - - - - -

SCALA DISTANZE 1:200
SCALA QUOTE 1:200



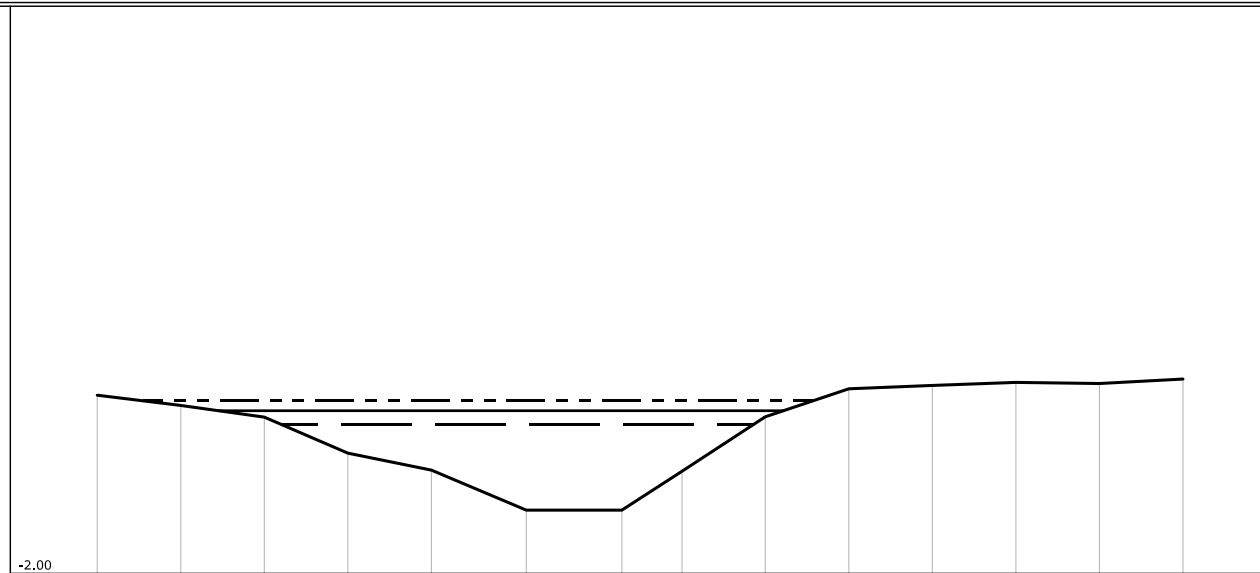
PUNTI	1	2	3	4	5	6	7	8	9	10	11	12
QUOTE [m s.l.m.]	1.86	2.19	2.21	1.23	0.59	-0.31	-0.31	0.95	1.71	2.92	3.14	3.22
DISTANZE PROGRESSIVE [m]	0.00	2.25	4.51	6.76	9.02	10.46	12.98	15.78	18.03	20.29	22.54	24.80
DISTANZE PARZIALI [m]		2.25	2.26	2.25	2.26	1.44	2.52	2.80	2.25	2.26	2.25	2.26

Torrente Lavello
 SEZIONE N° 00077__14

LEGENDA:

- Tr30 H = 1.93 m. s.l.m.
- Tr200 H = 2.30 m. s.l.m.
- Tr500 H = 2.56 m. s.l.m.

SCALA DISTANZE 1:200
 SCALA QUOTE 1:200



PUNTI	1	2	3	4	5	6	7	8	9	10	11	12	13	14
QUOTE [m s.l.m.]	2.71	2.44	2.13	1.18	0.73	-0.33	-0.33	0.70	2.14	2.88	2.97	3.05	3.02	3.14
DISTANZE PROGRESSIVE [m]	0.00	2.21	4.42	6.63	8.84	11.35	13.88	15.47	17.67	19.88	22.09	24.30	26.51	28.72
DISTANZE PARZIALI [m]		2.21	2.21	2.21	2.21	2.51	2.53	1.59	2.20	2.21	2.21	2.21	2.21	2.21

Torrente Lavello
 SEZIONE N° 00063__14

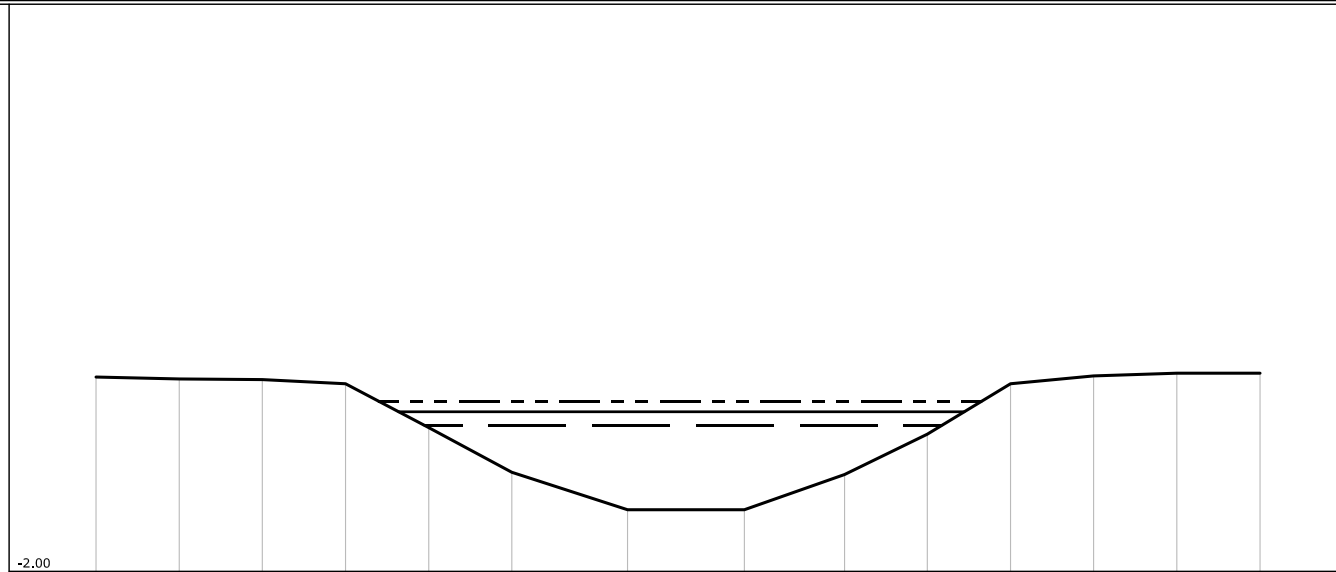
LEGENDA:

Tr30 H = 1.87 m. s.l.m. ———

Tr200 H = 2.22 m. s.l.m. ———

Tr500 H = 2.50 m. s.l.m. - - - - -

SCALA DISTANZE 1:200
 SCALA QUOTE 1:200



PUNTI	1	2	3	4	5	6	7	8	9	10	11	12	13	14
QUOTE [m s.l.m.]	3.14	3.09	3.07	2.96	1.80	0.62	-0.37	-0.37	0.56	1.63	2.96	3.17	3.24	3.24
DISTANZE PROGRESSIVE [m]	0.00	2.20	4.40	6.60	8.80	11.00	14.06	17.15	19.80	21.99	24.19	26.39	28.59	30.79
DISTANZE PARZIALI [m]		2.20	2.20	2.20	2.20	2.20	3.06	3.09	2.65	2.19	2.20	2.20	2.20	2.20

Torrente Lavello
 SEZIONE N° 00043__14

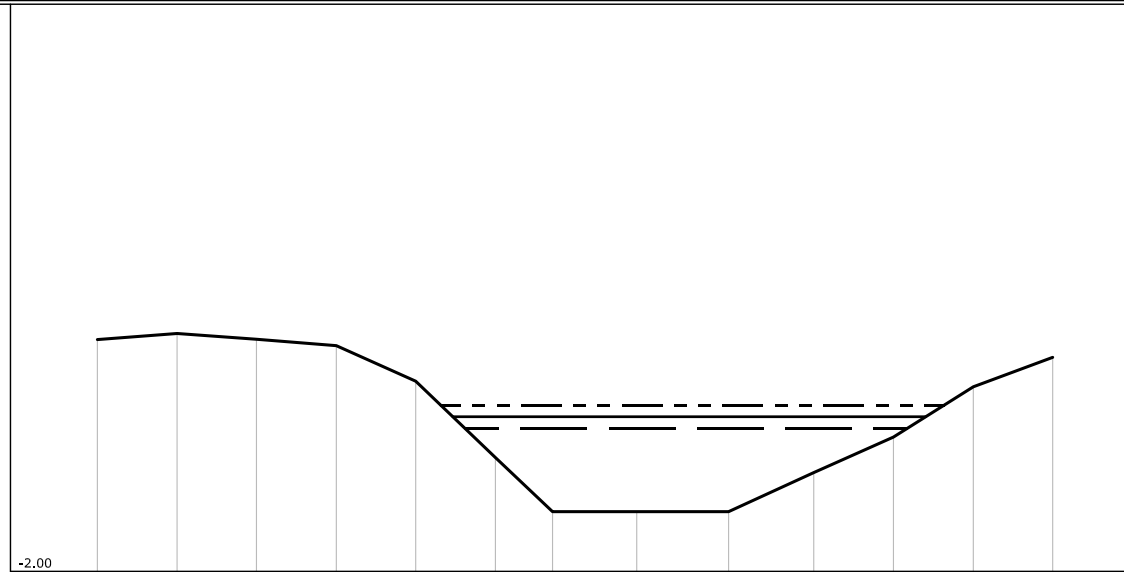
LEGENDA:

Tr30 H = 1.77 m. s.l.m. ———

Tr200 H = 2.09 m. s.l.m. ———

Tr500 H = 2.40 m. s.l.m. - - - - -

SCALA DISTANZE 1:200
 SCALA QUOTE 1:200



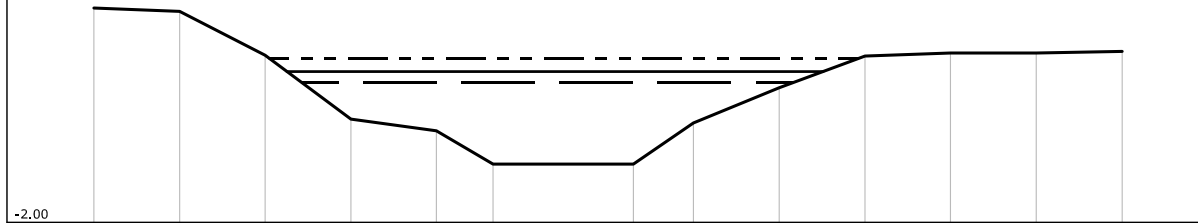
PUNTI	1	2	3	4	5	6	7	8	9	10	11	12	13
QUOTE [m s.l.m.]	4.13	4.29	4.14	3.97	3.03	1.01	-0.42	-0.42	-0.42	0.61	1.55	2.88	3.66
DISTANZE PROGRESSIVE [m]	0.00	2.11	4.21	6.32	8.42	10.53	12.04	14.27	16.70	18.95	21.06	23.17	25.27
DISTANZE PARZIALI [m]		2.11	2.10	2.11	2.10	2.11	1.51	2.23	2.43	2.25	2.11	2.11	2.10

Torrente Lavello
 SEZIONE N° 00031__14

LEGENDA:

- Tr30 H =1.69 m. s.l.m.
- Tr200 H =1.99 m. s.l.m.
- Tr500 H =2.33 m. s.l.m.

SCALA DISTANZE 1:200
 SCALA QUOTE 1:200



PUNTI	1	2	3	4	5	6	7	8	9	10	11	12	13
QUOTE [m s.l.m.]	3.67	3.58	2.42	0.73	0.42	-0.46	-0.46	0.63	1.56	2.40	2.48	2.48	2.52
DISTANZE PROGRESSIVE [m]	0.00	2.27	4.53	6.80	9.06	10.56	14.27	15.86	18.13	20.40	22.66	24.93	27.20
DISTANZE PARZIALI [m]		2.27	2.26	2.27	2.26	1.50	3.71	1.59	2.27	2.27	2.26	2.27	2.27

Torrente Lavello
 SEZIONE N° 00025__14

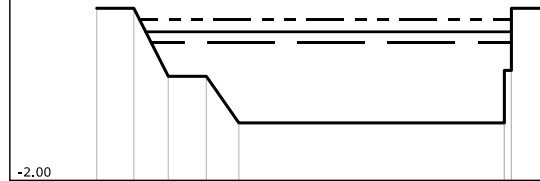
LEGENDA:

Tr30 H =1.65 m. s.l.m. ———

Tr200 H =1.93 m. s.l.m. ———

Tr500 H =2.26 m. s.l.m. - - - - -


SCALA DISTANZE 1:200
 SCALA QUOTE 1:200





PUNTI	1	2	3	4	5	6	10
QUOTE [m s.l.m.]	2.55	2.55	0.75	0.75	-0.48	-0.48	2.55
DISTANZE PROGRESSIVE [m]	0.00	0.98	1.89	2.90	3.76	10.78	12.08
DISTANZE PARZIALI [m]	0.98	1.01			7.02	1.11	

Torrente Lavello
 SEZIONE N° 00024PA14

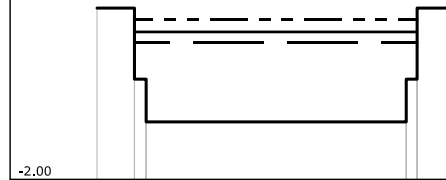
LEGENDA:

Tr30 H = 1.62 m. s.l.m. 

Tr200 H = 1.90 m. s.l.m. 

Tr500 H = 2.23 m. s.l.m. 


SCALA DISTANZE 1:200
 SCALA QUOTE 1:200




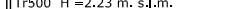
PUNTI	1	2	4	6	8	10
QUOTE [m s.l.m.]	2.53	2.53	0.65	-0.48	0.65	2.53
DISTANZE PROGRESSIVE [m]	0.00	0.99	1.30	8.18	8.47	9.47
DISTANZE PARZIALI [m]	0.99		6.88		1.00	

Torrente Lavello
 SEZIONE N° 00024PB14

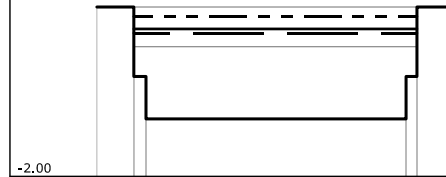
LEGENDA:

Tr30 H = 1.79 m. s.l.m. 

Tr200 H = 1.90 m. s.l.m. 

Tr500 H = 2.23 m. s.l.m. 

SCALA DISTANZE 1:200
 SCALA QUOTE 1:200



PUNTI	1	2	5	7	9	12
QUOTE [m s.l.m.]	2.48	2.48	0.64	-0.48	0.64	2.48
DISTANZE PROGRESSIVE [m]	0.00	0.98	1.30	8.18	8.47	9.48
DISTANZE PARZIALI [m]	0.98		6.88		1.01	

Torrente Lavello
 SEZIONE N° 00024PC14

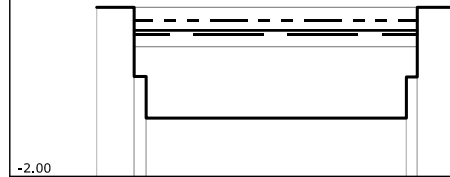
LEGENDA:

Tr30 H =1.76 m. s.l.m. ———

Tr200 H =1.86 m. s.l.m. ———

Tr500 H =2.12 m. s.l.m. - - - - -


SCALA DISTANZE 1:200
 SCALA QUOTE 1:200

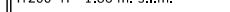


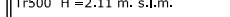
PUNTI	1	2	5	7	9	13	
QUOTE [m s.l.m.]		2.47	2.47	0.64	-0.46	0.63	2.47
DISTANZE PROGRESSIVE [m]	0.00	0.99	1.31		8.19	8.48	9.49
DISTANZE PARZIALI [m]		0.99		6.88		1.01	

Torrente Lavello
 SEZIONE N° 00024PD14

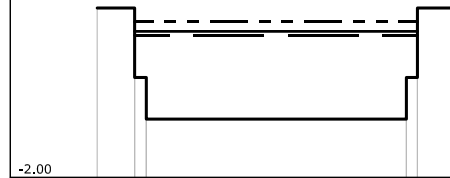
LEGENDA:

Tr30 H = 1.76 m. s.l.m. 

Tr200 H = 1.86 m. s.l.m. 

Tr500 H = 2.11 m. s.l.m. 

SCALA DISTANZE 1:200
 SCALA QUOTE 1:200



PUNTI	1	2	4	6	8	10
QUOTE [m s.l.m.]	2.48	2.48	0.64	-0.46	0.64	2.48
DISTANZE PROGRESSIVE [m]	0.00	0.99	1.30	8.18	8.47	9.46
DISTANZE PARZIALI [m]	0.99		6.88		0.99	

Torrente Lavello
 SEZIONE N° 00023__14

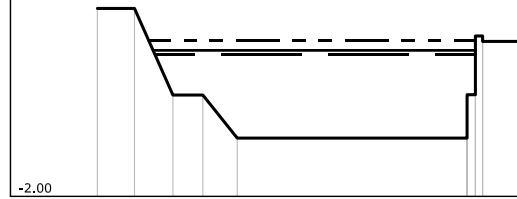
LEGENDA:

Tr30 H = 1.75 m. s.l.m. _____

Tr200 H = 1.86 m. s.l.m. _____

Tr500 H = 2.12 m. s.l.m. - - - - -

SCALA DISTANZE 1:200
 SCALA QUOTE 1:200



PUNTI	1	2	3	4	5	6	10	12
QUOTE [m s.l.m.]	2.97	2.97	0.68	0.68	-0.46	-0.46	2.24	2.10
DISTANZE PROGRESSIVE [m]	0.00	0.98	2.00	2.79	3.70	9.78	10.19	11.20
DISTANZE PARZIALI [m]	0.98	1.02			6.08		1.01	

Torrente Lavello
 SEZIONE N° 00021__14

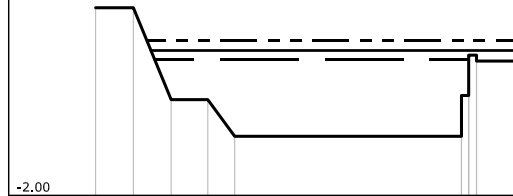
LEGENDA:

Tr30 H =1.58 m. s.l.m. _____

Tr200 H =1.83 m. s.l.m. _____

Tr500 H =2.09 m. s.l.m. - - - - -

SCALA DISTANZE 1:200
 SCALA QUOTE 1:200



PUNTI	1	2	3	4	5	6	10	12
QUOTE [m s.l.m.]	2.96	2.96	0.53	0.53	-0.44	-0.44	1.71	1.55
DISTANZE PROGRESSIVE [m]	0.00	1.00	2.00	2.97	3.68	9.68	10.08	11.08
DISTANZE PARZIALI [m]	1.00	1.00	0.97		6.00		1.00	

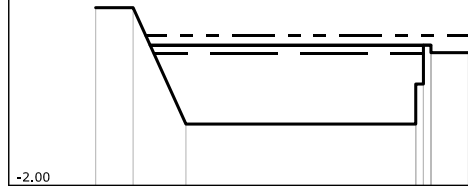
Torrente Lavello
 SEZIONE N° 00016__14

LEGENDA:

Tr30 H =1.48 m. s.l.m. _____

Tr200 H =1.71 m. s.l.m. _____

Tr500 H =1.96 m. s.l.m. _____




SCALA DISTANZE 1:200
 SCALA QUOTE 1:200

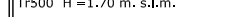
PUNTI	1	2	3	4	8	10
QUOTE [m s.l.m.]	2.70	2.70	-0.38	-0.38	1.71	1.51
DISTANZE PROGRESSIVE [m]	0.00	0.99	2.39	8.47	8.87	9.86
DISTANZE PARZIALI [m]	0.99	1.40	6.08	0.99		

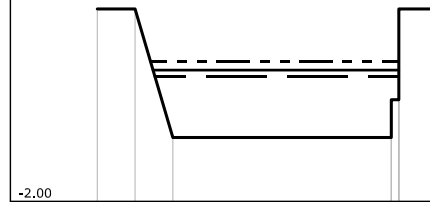
Torrente Lavello
 SEZIONE N° 00009_14

LEGENDA:

Tr30 H = 1.30 m. s.l.m. 

Tr200 H = 1.47 m. s.l.m. 

Tr500 H = 1.70 m. s.l.m. 





SCALA DISTANZE 1:200
 SCALA QUOTE 1:200

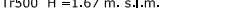
PUNTI	1	2	3	4	8
QUOTE [m s.l.m.]	3.09	3.09	-0.31	-0.31	3.09
DISTANZE PROGRESSIVE [m]	0.00	1.00	2.00	7.78	8.98
DISTANZE PARZIALI [m]	1.00	1.00	5.78	1.00	

Torrente Lavello
 SEZIONE N° 00009PA14

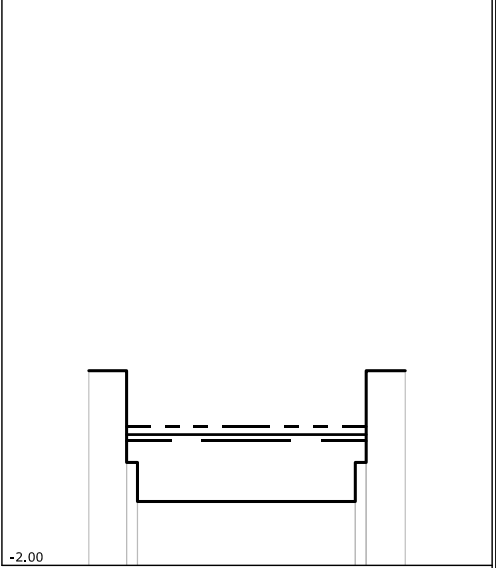
LEGENDA:

Tr30 H =1.29 m. s.l.m. 

Tr200 H =1.46 m. s.l.m. 

Tr500 H =1.67 m. s.l.m. 


SCALA DISTANZE 1:200
 SCALA QUOTE 1:200




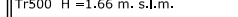
PUNTI	1	2 4	6 8	10
QUOTE [m s.l.m.]	3.15	3.15 0.72	0.31 0.72	3.15
DISTANZE PROGRESSIVE [m]	0.00	1.00 1.29	7.95 7.95	8.37
DISTANZE PARZIALI [m]	1.00		5.76	1.03

Torrente Lavello
 SEZIONE N° 00009PB14

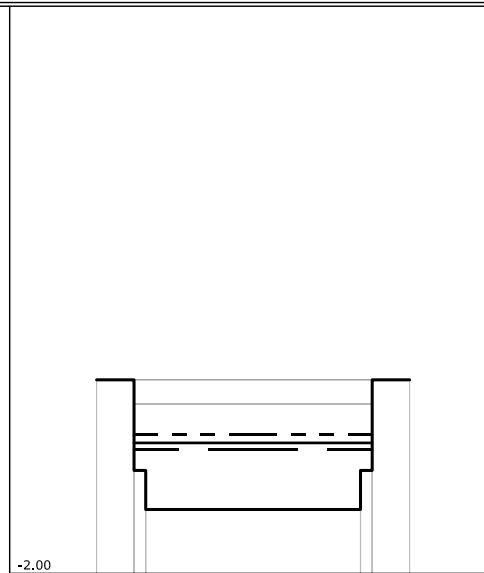
LEGENDA:

Tr30 H =1.27 m. s.l.m. 

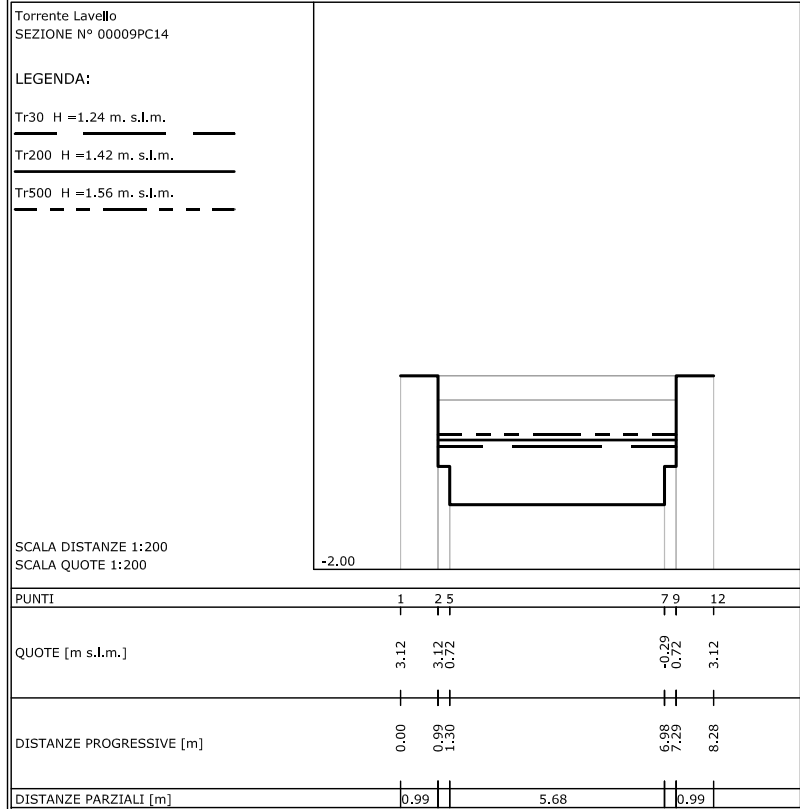
Tr200 H =1.45 m. s.l.m. 

Tr500 H =1.66 m. s.l.m. 

SCALA DISTANZE 1:200
 SCALA QUOTE 1:200





PUNTI	1	2	5	7	9	12
QUOTE [m s.l.m.]	3.12	3.12	0.72	0.31	0.72	3.12
DISTANZE PROGRESSIVE [m]	0.00	0.99	1.30	5.98	7.29	8.28
DISTANZE PARZIALI [m]	0.99		5.68		0.99	




Torrente Lavello
 SEZIONE N° 00009PD14

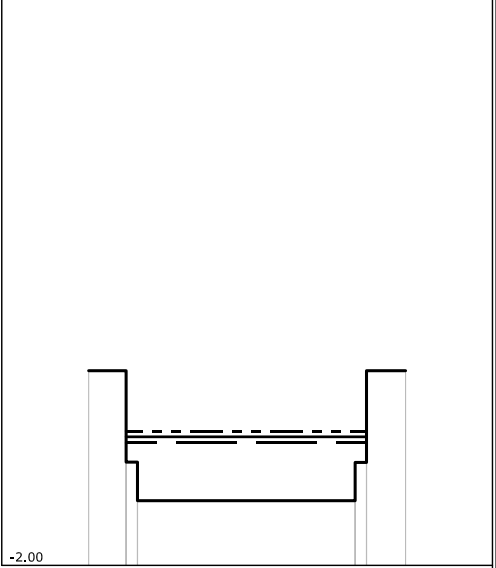
LEGENDA:

Tr30 H =1.24 m. s.l.m. 

Tr200 H =1.40 m. s.l.m. 

Tr500 H =1.55 m. s.l.m. 

SCALA DISTANZE 1:200
 SCALA QUOTE 1:200



PUNTI	1	2	4	6	8	10
QUOTE [m s.l.m.]	3.15	3.15	0.73	0.29	0.72	3.15
DISTANZE PROGRESSIVE [m]	0.00	0.99	1.29	7.95	7.35	8.38
DISTANZE PARZIALI [m]	0.99		5.76		1.03	

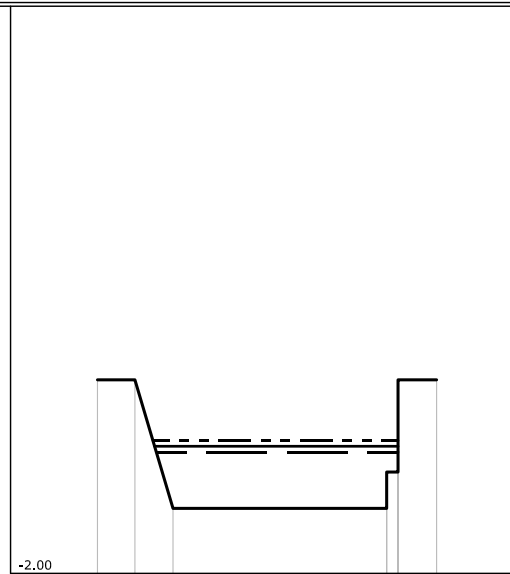
Torrente Lavello
 SEZIONE N° 00006__14

LEGENDA:

Tr30 H = 1.21 m. s.l.m. ———

Tr200 H = 1.36 m. s.l.m. ———

Tr500 H = 1.51 m. s.l.m. - - - - -



SCALA DISTANZE 1:200
 SCALA QUOTE 1:200

PUNTI	1	2	3	4	6	8
QUOTE [m s.l.m.]	3.12	3.12	-0.28	-0.28	0.68	3.12
DISTANZE PROGRESSIVE [m]	0.00	0.99	2.00	7.65	7.95	8.97
DISTANZE PARZIALI [m]	0.99	1.01	5.65	1.02		

Torrente Lavello
 SEZIONE N° 00004__14

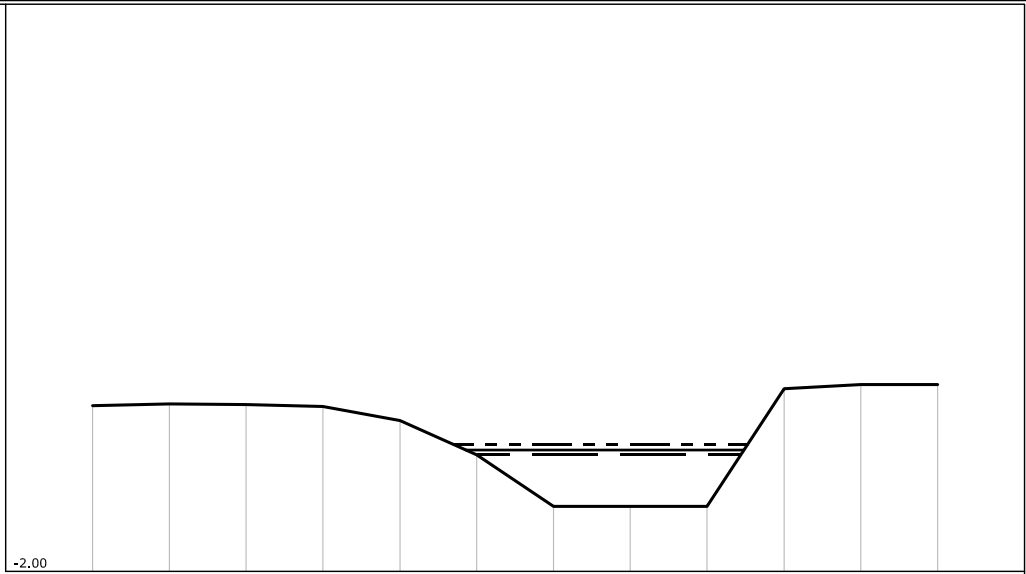
LEGENDA:

Tr30 H = 1.08 m. s.l.m. ———

Tr200 H = 1.21 m. s.l.m. ———

Tr500 H = 1.35 m. s.l.m. - - - - -

SCALA DISTANZE 1:200
 SCALA QUOTE 1:200



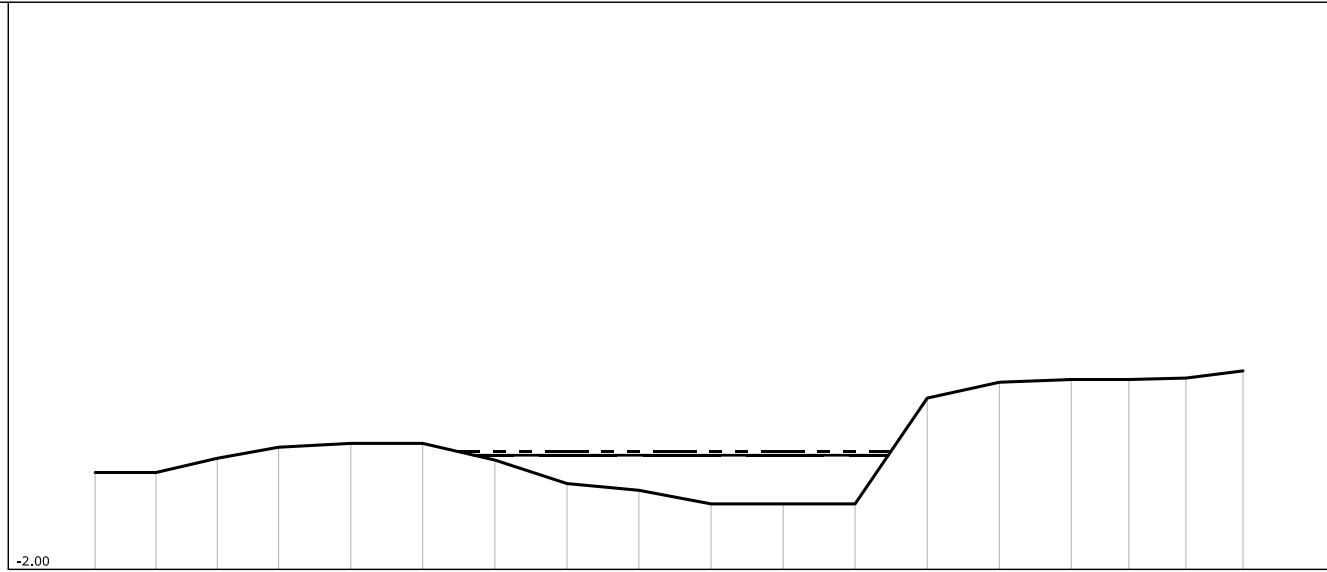
PUNTI	1	2	3	4	5	6	7	8	9	10	11	12
QUOTE [m s.l.m.]	2.38	2.43	2.41	2.36	1.99	1.08	-0.28	-0.28	-0.28	2.83	2.94	2.94
DISTANZE PROGRESSIVE [m]	0.00	2.03	4.06	6.09	8.13	10.16	12.19	14.22	16.25	18.29	20.32	22.35
DISTANZE PARZIALI [m]		2.03	2.03	2.03	2.04	2.03	2.03	2.03	2.03	2.04	2.03	2.03

Torrente Lavello
 SEZIONE N° 00002__14

LEGENDA:

- Tr30 H =1.01 m. s.l.m.
- Tr200 H =1.02 m. s.l.m.
- Tr500 H =1.11 m. s.l.m.

SCALA DISTANZE 1:200
 SCALA QUOTE 1:200



PUNTI	1	2	3	4	5	6	7	8	9	10	11	12	13	14	15	16	17	18
QUOTE [m s.l.m.]	0.56	0.56	0.94	1.23	1.33	1.33	0.89	0.27	0.09	-0.27	-0.27	-0.27	2.53	2.95	3.02	3.02	3.06	3.25
DISTANZE PROGRESSIVE [m]	0.00	1.61	3.23	4.85	6.76	8.66	10.57	12.48	14.38	16.29	18.20	20.10	22.01	23.92	25.82	27.34	28.85	30.36
DISTANZE PARZIALI [m]		1.61	1.62	1.62	1.91	1.90	1.91	1.91	1.90	1.91	1.91	1.90	1.91	1.91	1.90	1.52	1.51	1.51

Torrente Lavello
SEZIONE N° 00000__14

LEGENDA:

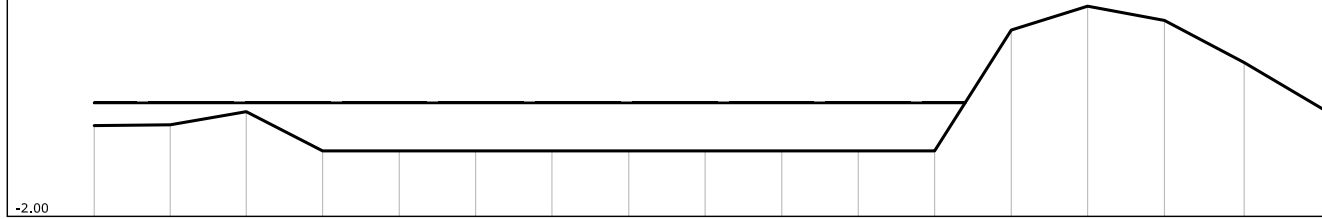
Tr30 H = 1.00 m. s.l.m. ———

Tr200 H = 1.00 m. s.l.m. ———

Tr500 H = 1.00 m. s.l.m. - - - - -

SCALA DISTANZE 1:200
SCALA QUOTE 1:200

-2.00



PUNTI	1	2	3	4	5	6	7	8	9	10	11	12	13	14	15	16	17	
QUOTE [m s.l.m.]	0.40	0.42	0.77	-0.27	-0.27	-0.27	-0.27	-0.27	-0.27	-0.27	-0.27	-0.27	2.93	3.56	3.18	2.07	0.82	
DISTANZE PROGRESSIVE [m]	0.00	2.01	4.02	6.04	8.07	10.09	12.11	14.14	16.16	18.19	20.21	22.23	24.26	26.28	28.31	30.42	32.53	
DISTANZE PARZIALI [m]		2.01	2.01	2.02	2.03	2.02	2.02	2.03	2.02	2.03	2.02	2.02	2.03	2.02	2.03	2.11	2.11	

Fosso di Belvedere 2

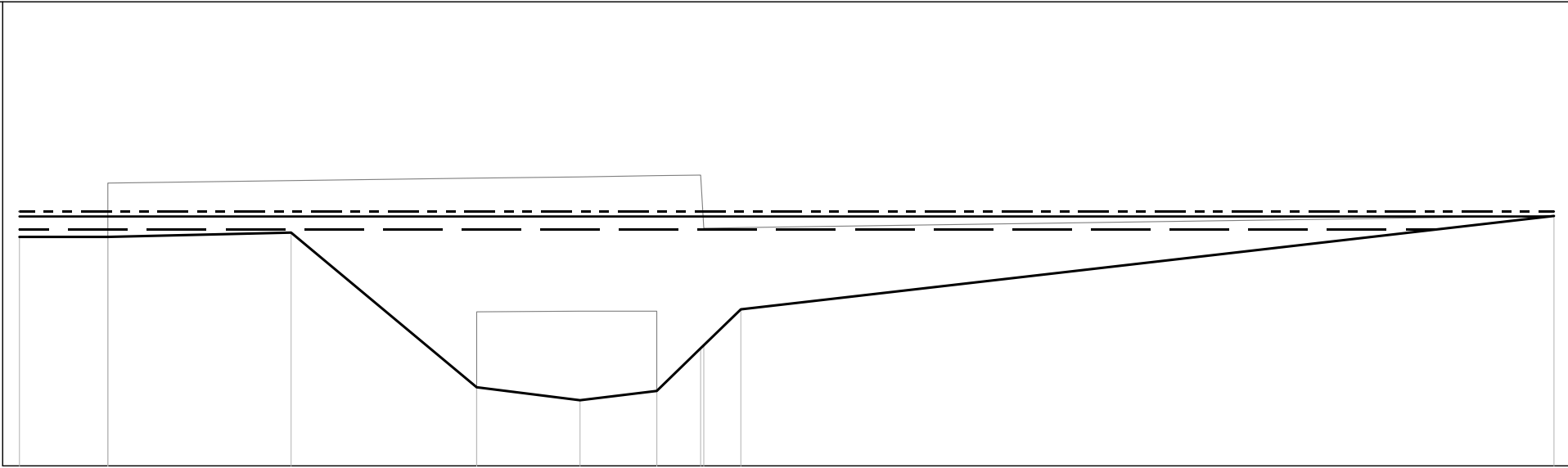
Fosso di Belvedere 2
 SEZIONE N° 00116PB16

LEGENDA:

- TR30 H =14.82 m. s.l.m.
- TR200 H =15.03 m. s.l.m.
- TR500 H =15.11 m. s.l.m.

SCALA DISTANZE 1:100
 SCALA QUOTE 1:100

11.00



PUNTI	1	2	4	5	7	8	10	12	13
QUOTE [m s.l.m.]	14.70	14.70	14.77	12.27	12.06	12.21	12.90	13.53	15.04
DISTANZE PROGRESSIVE [m]	4.98	6.41	9.37	12.37	14.04	15.28	15.99	16.64	29.78
DISTANZE PARZIALI [m]		1.43	2.96	3.00	1.67	1.24	0.71	0.60	13.14

Fosso dl Belvedere 2
 SEZIONE N° 00116PC16

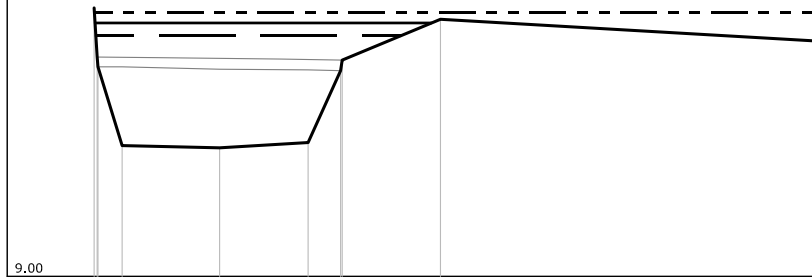
LEGENDA:

TR30 H =12.18 m. s.l.m. _____

TR200 H =12.35 m. s.l.m. _____

TR500 H =12.49 m. s.l.m. _____

SCALA DISTANZE 1:100
 SCALA QUOTE 1:100



PUNTI	1	4	5	6	7	9	10
QUOTE [m s.l.m.]	12.55	10.73	10.70	10.77	11.72	12.40	12.11
DISTANZE PROGRESSIVE [m]	0.00	0.37	1.66	2.83	3.26	4.58	9.60
DISTANZE PARZIALI [m]		1.29	1.17	1.30		5.02	

Fosso dl Belvedere 2
 SEZIONE N° 00111__16

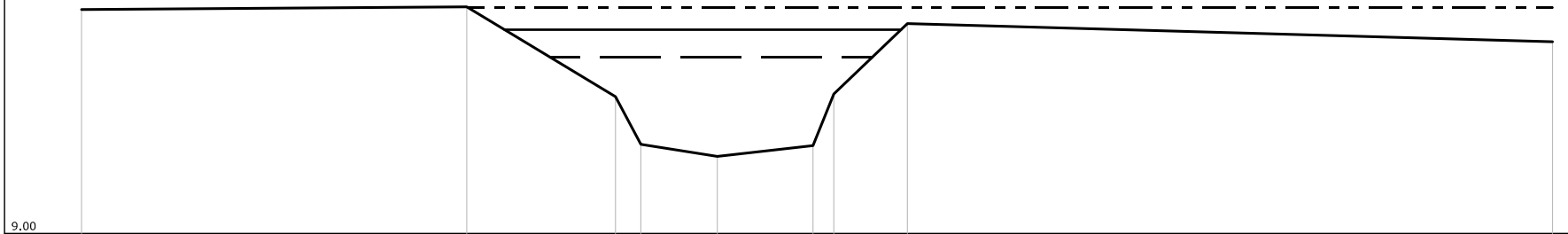
LEGENDA:

TR30 H = 11.63 m. s.l.m. _____

TR200 H = 12.04 m. s.l.m. _____

TR500 H = 12.37 m. s.l.m. - - - - -

SCALA DISTANZE 1:100
 SCALA QUOTE 1:100



PUNTI	1	2	3	4	5	6	7	8	9
QUOTE [m s.l.m.]	12.34	12.38	11.04	10.33	10.15	10.31	11.08	12.13	11.86
DISTANZE PROGRESSIVE [m]	0.00	5.75	7.97	8.35	9.49	10.92	11.23	12.33	21.96
DISTANZE PARZIALI [m]		5.75	2.22		1.14	1.43		1.10	9.63

Fosso di Belvedere 2
 SEZIONE N° 00104PB16

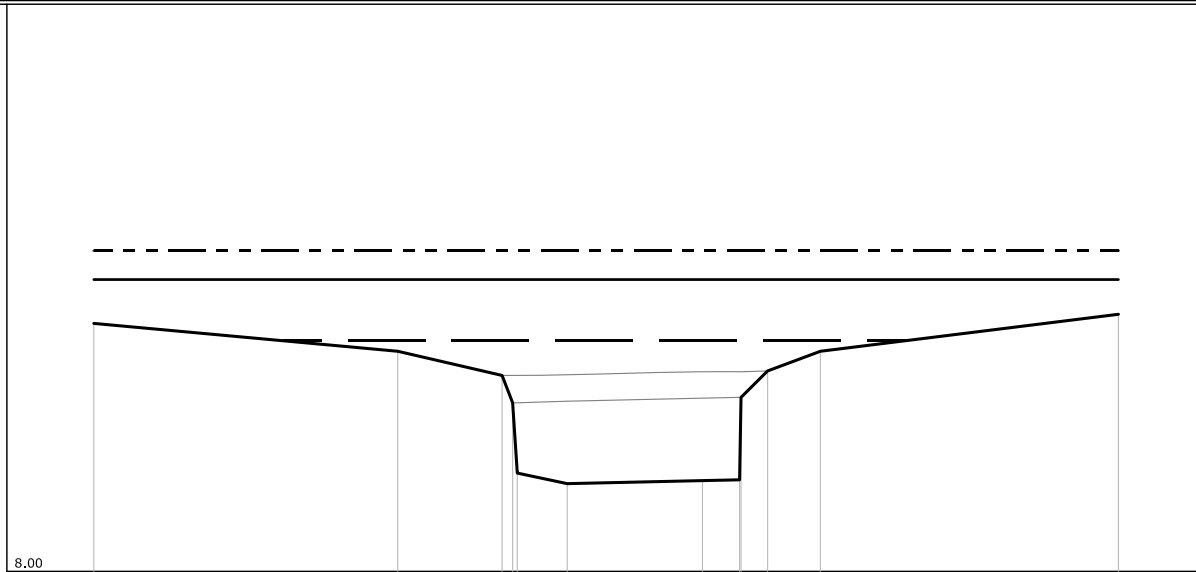
LEGENDA:

TR30 H = 11.05 m. s.l.m. ———

TR200 H = 11.86 m. s.l.m. ———

TR500 H = 12.24 m. s.l.m. - - - - -

SCALA DISTANZE 1:100
 SCALA QUOTE 1:100





PUNTI	1	2	3	4	5	6	7	8	9	10	11	12
QUOTE [m s.l.m.]	11.28	10.91	10.59	10.23	10.23	9.16	9.20	9.21	10.65	10.91	11.40	
DISTANZE PROGRESSIVE [m]	0.00	4.02	5.40	5.54	6.26		8.05	8.54	8.91	9.61		13.55
DISTANZE PARZIALI [m]		4.02	1.38	0.66	1.79		0.49	0.70	3.94			

Fosso dl Belvedere 2
 SEZIONE N° 00104PC16

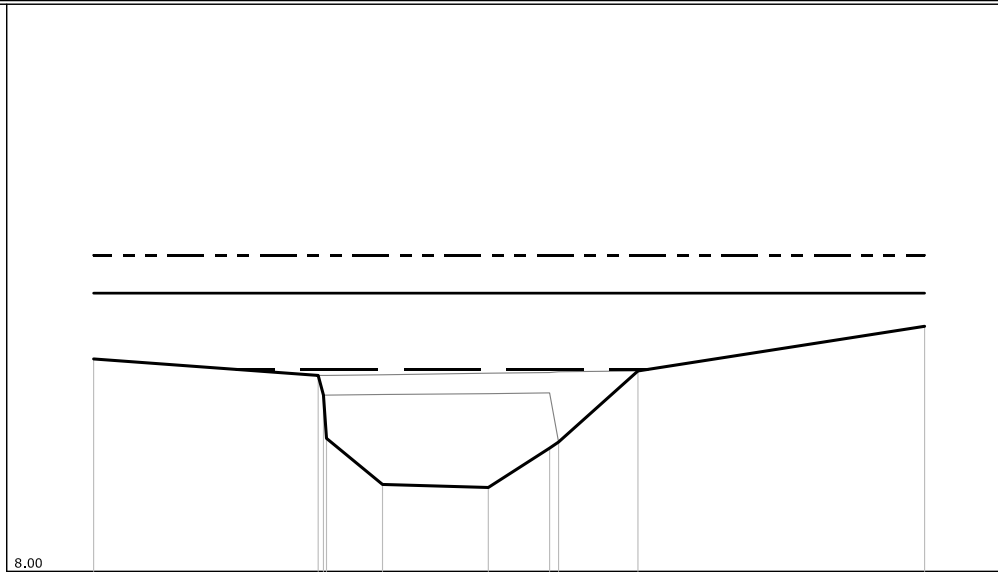
LEGENDA:

TR30 H =10.67 m. s.l.m. 

TR200 H =11.68 m. s.l.m. 

TR500 H =12.18 m. s.l.m. 


SCALA DISTANZE 1:100
 SCALA QUOTE 1:100





PUNTI	1	2	5	6	78	9	10
QUOTE [m s.l.m.]	10.81	10.59	9.15	9.11	8.67	10.65	11.24
DISTANZE PROGRESSIVE [m]	0.00	2.97	3.82	5.22	6.03	7.20	10.99
DISTANZE PARZIALI [m]		2.97	0.74	1.40	0.81	1.05	3.79

Fosso di Belvedere 2
 SEZIONE N° 00083PB16

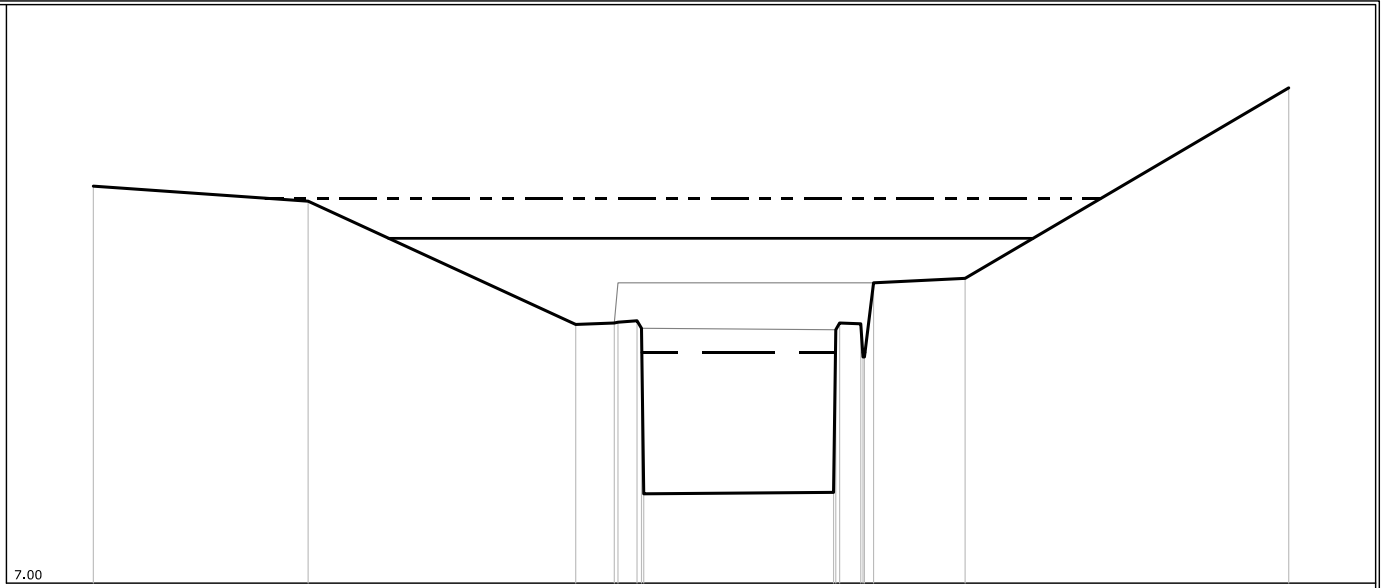
LEGENDA:

TR30 H =10.05 m. s.l.m. 

TR200 H =11.56 m. s.l.m. 

TR500 H =12.09 m. s.l.m. 


SCALA DISTANZE 1:100
 SCALA QUOTE 1:100





PUNTI	1	2	3	4	6	9	12	15	16	17
QUOTE [m s.l.m.]	12.25	12.05	10.42	10.44	10.47	8.20	10.43	10.97	11.03	13.55
DISTANZE PROGRESSIVE [m]	0.00	2.84	6.38	6.89	7.19	9.79	10.15	10.32	11.53	15.81
DISTANZE PARZIALI [m]		2.84	3.54	0.51		2.51			1.21	4.28

Fosso di Belvedere 2
 SEZIONE N° 00083PC16

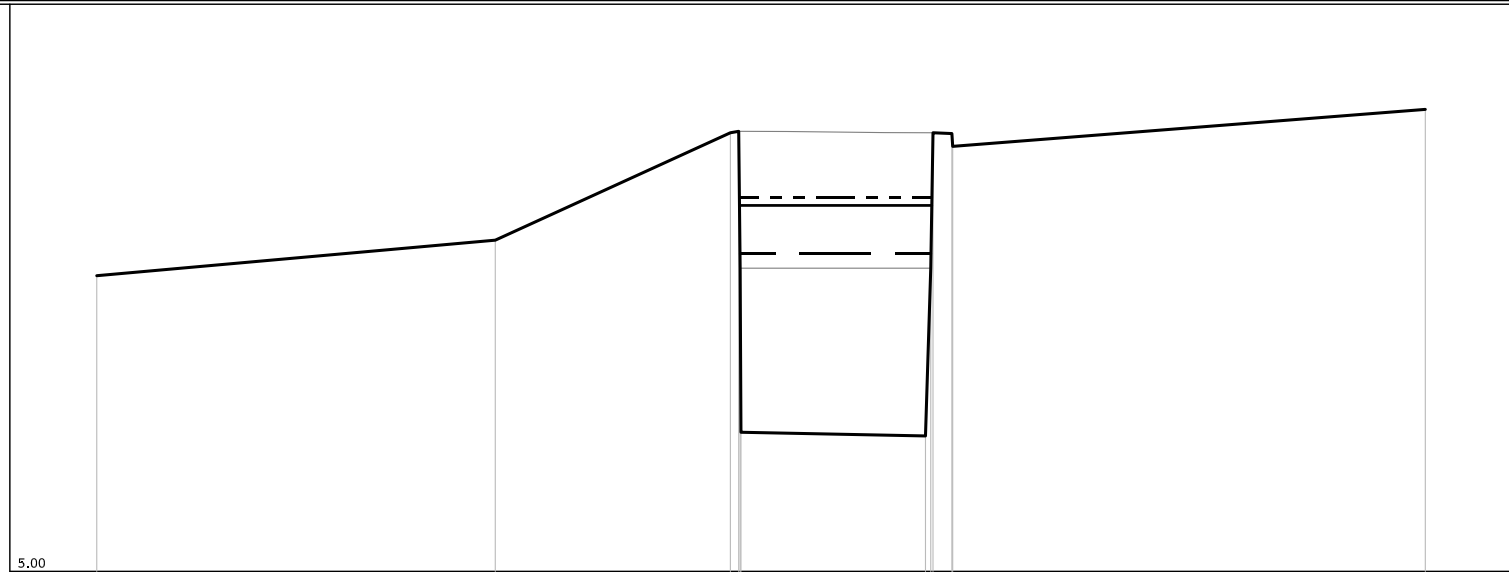
LEGENDA:

TR30 H = 9.20 m. s.l.m. 

TR200 H = 9.84 m. s.l.m. 

TR500 H = 9.95 m. s.l.m. 


SCALA DISTANZE 1:100
 SCALA QUOTE 1:100





PUNTI	1	2	3	5	7	10	12
QUOTE [m s.l.m.]	8.91	9.38	10.80	9.01	6.79	10.79	11.11
DISTANZE PROGRESSIVE [m]	0.00	5.27	8.38	8.51	10.96	11.31	17.57
DISTANZE PARZIALI [m]		5.27	3.11	2.44	6.25		

Fosso di Belvedere 2
 SEZIONE N° 00064PB16

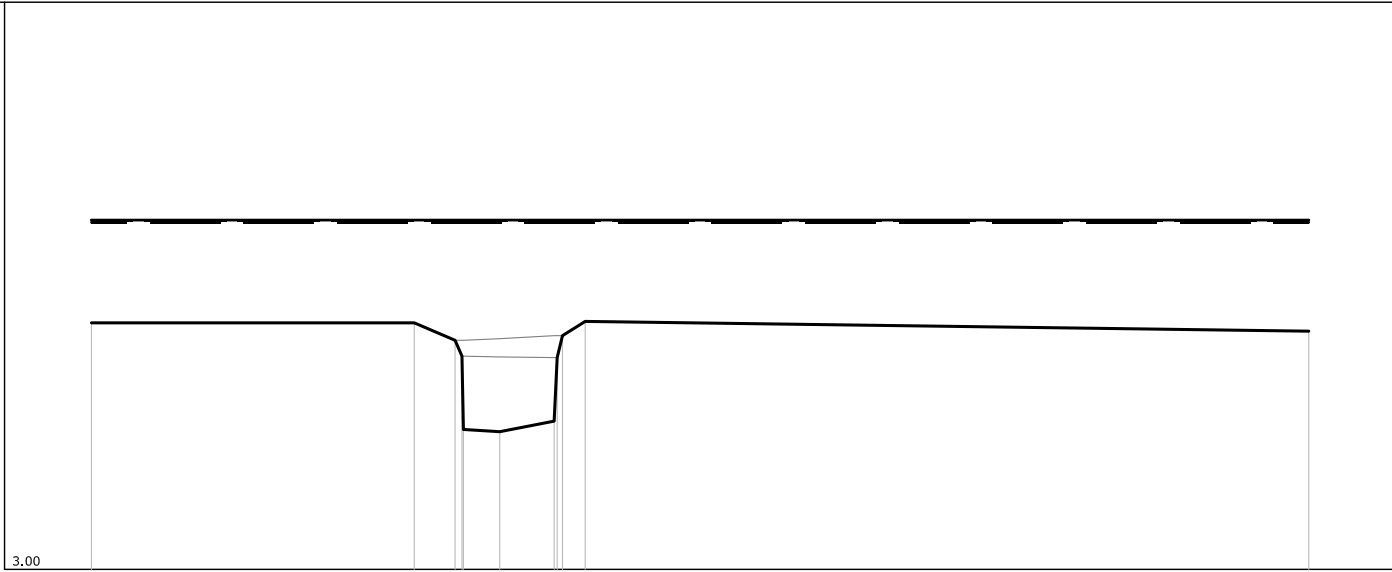
LEGENDA:

TR30 H = 7.59 m. s.l.m. 

TR200 H = 7.62 m. s.l.m. 

TR500 H = 7.62 m. s.l.m. 

SCALA DISTANZE 1:100
 SCALA QUOTE 1:100



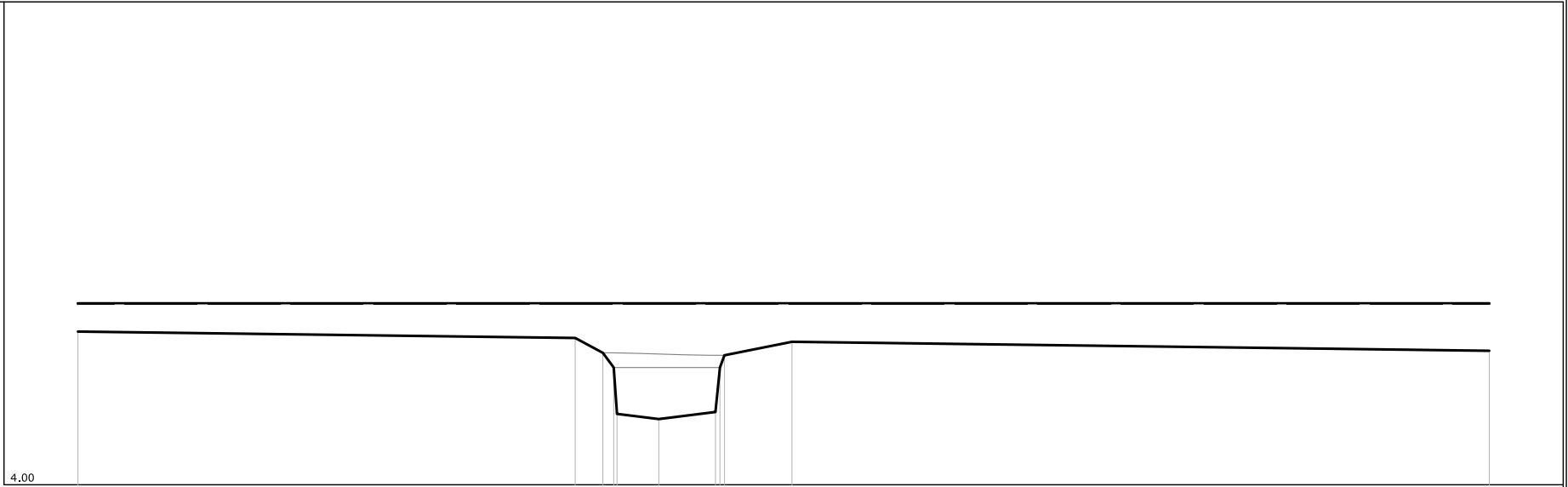
PUNTI	1	2	3	6	7	10	11
QUOTE [m s.l.m.]	6.26	6.26	6.03	4.82	4.96	6.28	6.15
DISTANZE PROGRESSIVE [m]	0.00	4.27	4.81	5.40	6.12	6.53	16.10
DISTANZE PARZIALI [m]		4.27	0.54	0.48	0.72		9.57

Fosso dl Belvedere 2
 SEZIONE N° 00064PC16

LEGENDA:

- TR30 H =6.81 m. s.l.m.
- TR200 H =6.82 m. s.l.m.
- TR500 H =6.82 m. s.l.m.

SCALA DISTANZE 1:100
 SCALA QUOTE 1:100



PUNTI	1	2	3	4	6	7	9	10	11
QUOTE [m s.l.m.]	6.38	6.28	6.05	5.82	5.02	5.13	6.01	6.22	6.08
DISTANZE PROGRESSIVE [m]	0.00	7.73	8.46	8.53	9.03	9.61	10.05	11.10	21.94
DISTANZE PARZIALI [m]		7.73		0.65	0.88		1.05		10.84

Fosso di Belvedere 2
 SEZIONE N° 00059PB16

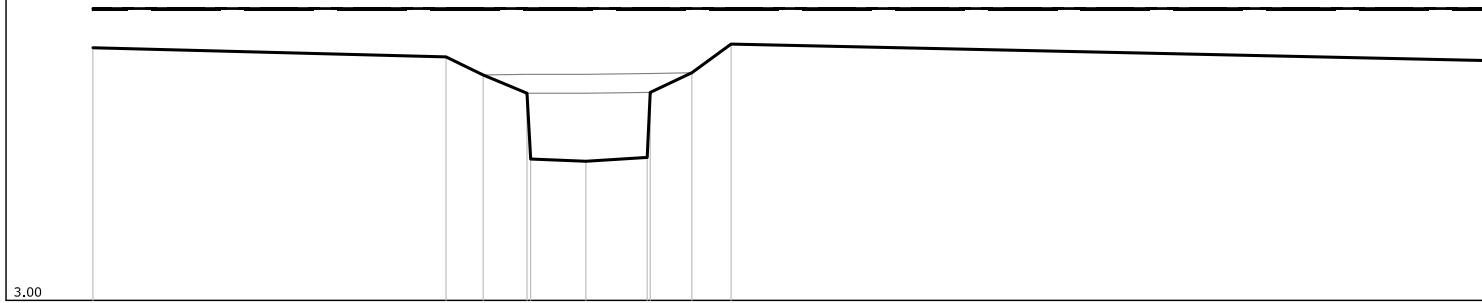
LEGENDA:

TR30 H = 6.84 m. s.l.m. _____

TR200 H = 6.86 m. s.l.m. _____

TR500 H = 6.86 m. s.l.m. - - - - -

SCALA DISTANZE 1:100
 SCALA QUOTE 1:100



PUNTI	1	2	3	4	6	7	9	10	11
QUOTE [m s.l.m.]	6.34	6.22	5.98	5.74	4.84	4.89	6.01	6.39	6.17
DISTANZE PROGRESSIVE [m]	0.00	4.67	5.16	5.74	6.52	7.33	7.92	8.44	18.44
DISTANZE PARZIALI [m]		4.67	0.49	0.58	0.73	0.81	0.55	0.52	10.00

Fosso di Belvedere 2
 SEZIONE N° 00059PC16

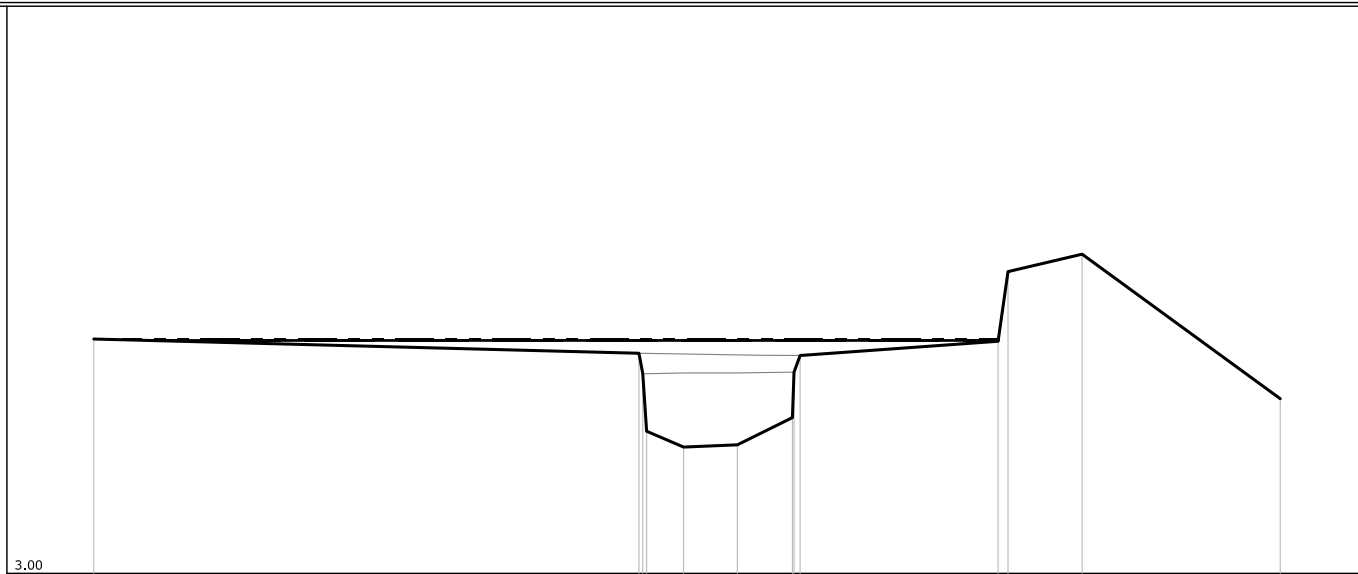
LEGENDA:

TR30 H = 6.08 m. s.l.m. ———

TR200 H = 6.08 m. s.l.m. ———

TR500 H = 6.09 m. s.l.m. - - - - -

SCALA DISTANZE 1:100
 SCALA QUOTE 1:100



PUNTI	1	2	5	6	7	10	11	12	13
QUOTE [m s.l.m.]	6.10	5.91	4.67	4.70	5.06	6.07	6.95	7.22	5.31
DISTANZE PROGRESSIVE [m]	0.00	7.21	7.80	8.51	9.24	11.06	12.08	13.07	15.69
DISTANZE PARZIALI [m]		7.21	0.49	0.71	0.73	2.62	0.98	2.62	

Fosso di Belvedere 2
 SEZIONE N° 00052__16

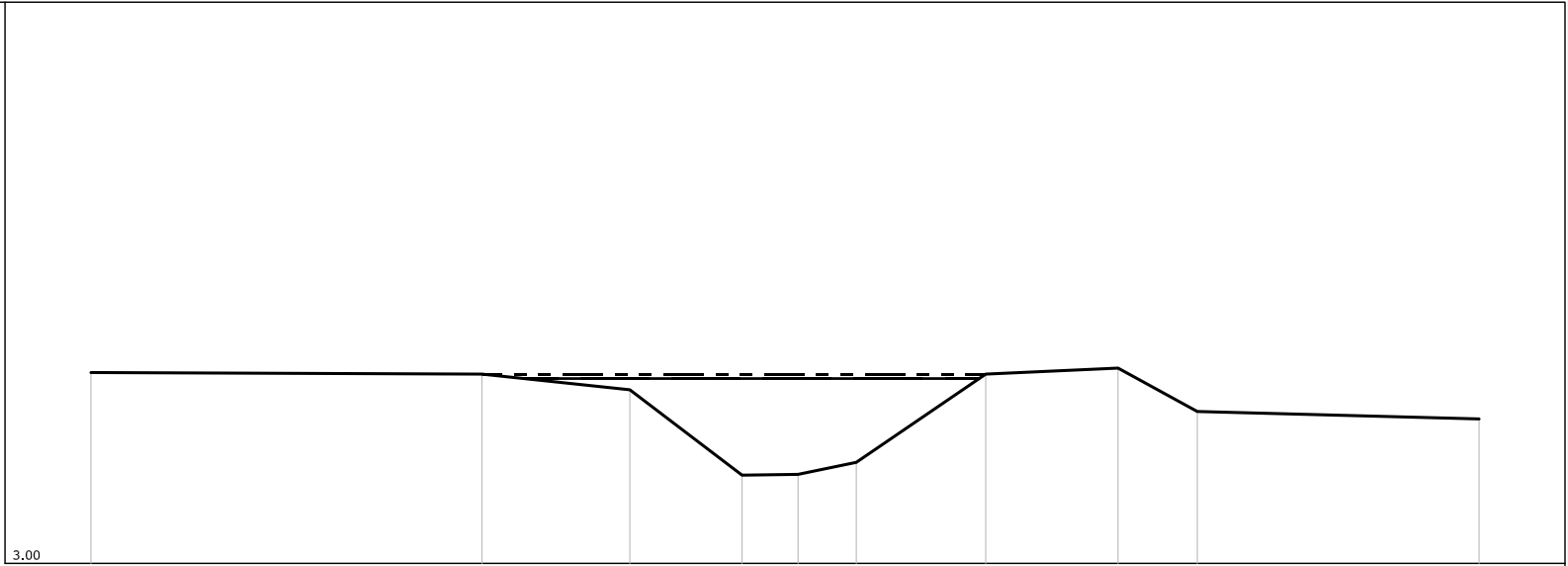
LEGENDA:

TR30 H = 5,47 m. s.l.m. ———

TR200 H = 5,47 m. s.l.m. ———

TR500 H = 5,53 m. s.l.m. - - - - -

SCALA DISTANZE 1:100
 SCALA QUOTE 1:100



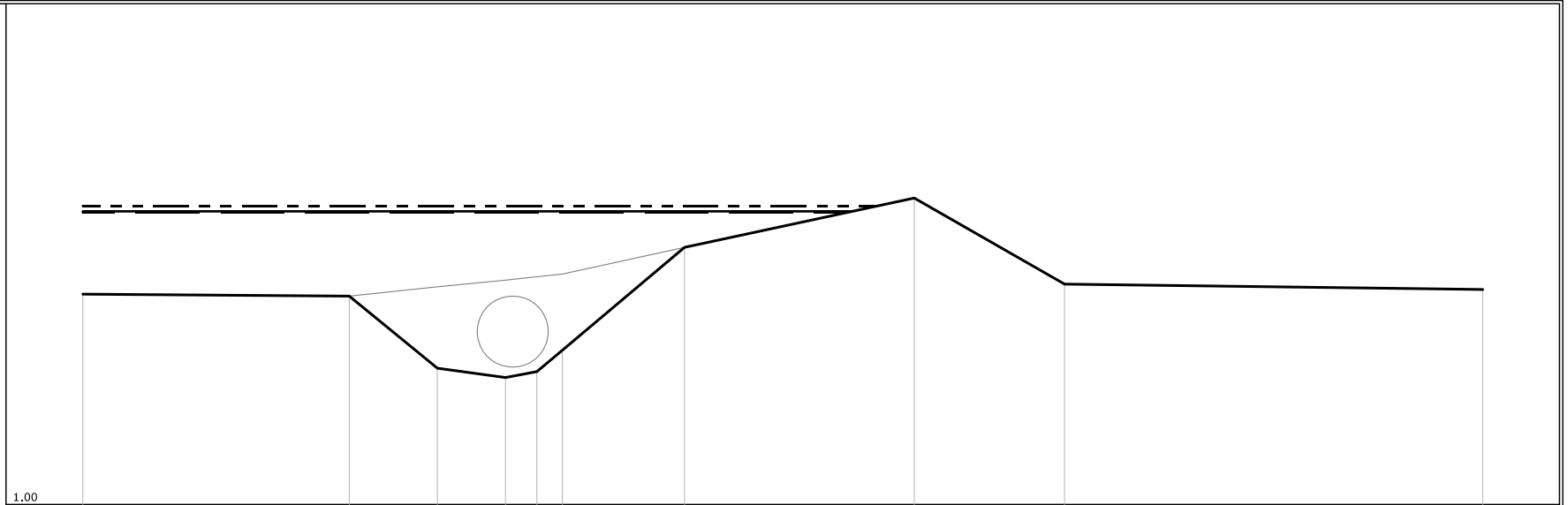
PUNTI	1	2	3	4	5	6	7	8	9	10
QUOTE [m s.l.m.]	5,55	5,53	5,32	4,18	4,19	4,35	5,53	5,61	5,03	4,93
DISTANZE PROGRESSIVE [m]	0,00	5,23	7,21	8,71	9,46	10,24	11,97	13,74	14,80	18,57
DISTANZE PARZIALI [m]		5,23	1,98	1,50	0,75	0,78	1,73	1,77	1,06	3,77

Fosso di Belvedere 2
 SEZIONE N° 00036PB16

LEGENDA:

- TR30 H = 5.37 m. s.l.m.
- TR200 H = 5.39 m. s.l.m.
- TR500 H = 5.47 m. s.l.m.

SCALA DISTANZE 1:100
 SCALA QUOTE 1:100



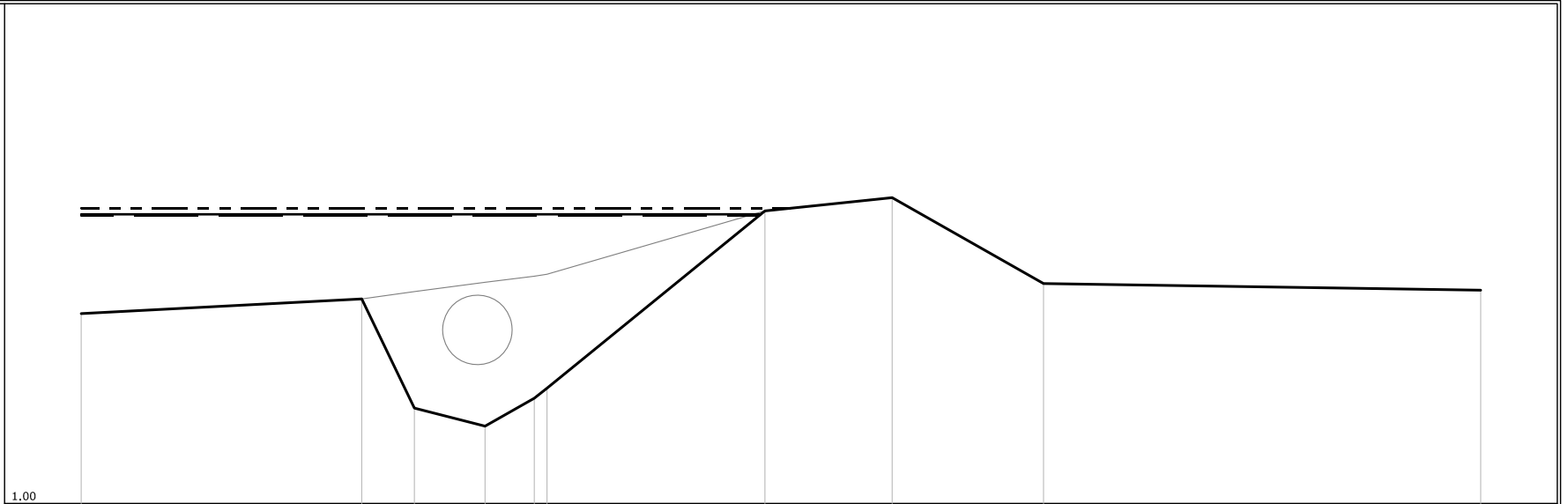
PUNTI	1	2	3	4	5	6	7	8	9	10
QUOTE [m s.l.m.]	4.15	4.12	3.04	2.90	2.99	3.31	4.85	5.59	4.30	4.22
DISTANZE PROGRESSIVE [m]	0.00	3.99	5.31	6.33	6.80	7.18	9.01	12.45	14.70	20.96
DISTANZE PARZIALI [m]		3.99	1.32	1.02			1.83	3.44	2.25	6.26

Fosso di Belvedere 2
 SEZIONE N° 00036PC16

LEGENDA:

- TR30 H = 5.32 m. s.l.m.
- TR200 H = 5.34 m. s.l.m.
- TR500 H = 5.43 m. s.l.m.

SCALA DISTANZE 1:100
 SCALA QUOTE 1:100



PUNTI	1	2	3	4	5	6	7	8	9	10
QUOTE [m s.l.m.]	3.85	4.07	2.43	2.16	2.58	2.73	5.39	5.59	4.30	4.20
DISTANZE PROGRESSIVE [m]	0.00	4.21	5.00	6.06	6.80	6.99	10.26	12.17	14.44	21.00
DISTANZE PARZIALI [m]		4.21	0.79	1.06	0.74		3.27	1.91	2.27	6.56

Fosso di Belvedere 2
 SEZIONE N° 00016PB16

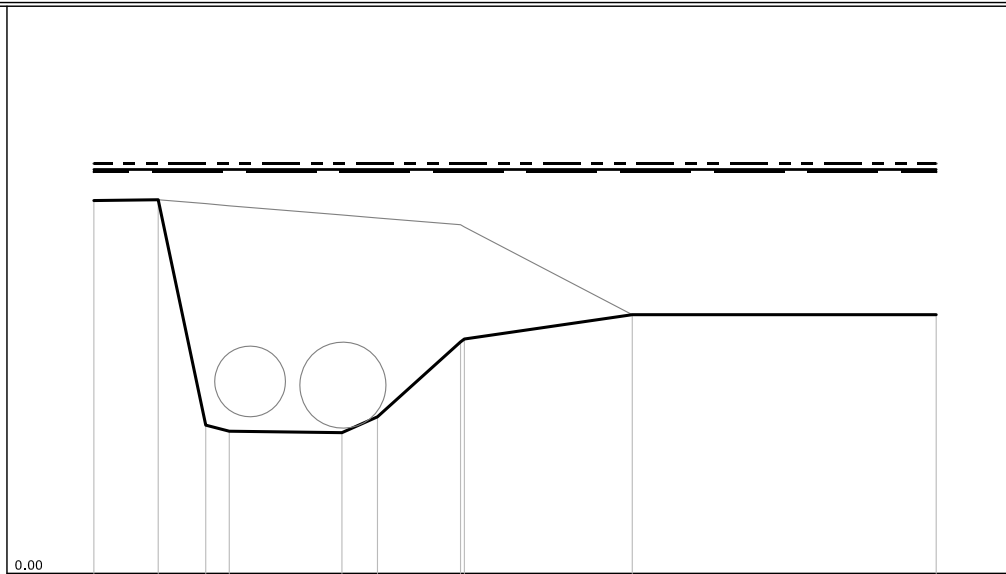
LEGENDA:

TR30 H = 5.31 m. s.l.m. ————

TR200 H = 5.34 m. s.l.m. ————

TR500 H = 5.42 m. s.l.m. - - - - -

SCALA DISTANZE 1:100
 SCALA QUOTE 1:100



PUNTI	1	2	3	4	5	6	7	9	10	
QUOTE [m s.l.m.]	4.93	4.94	1.96	1.88	1.86	2.07	3.06	3.42	3.42	
DISTANZE PROGRESSIVE [m]	0.00	0.85	1.48	1.79	3.28	3.75	4.85	7.12	11.14	
DISTANZE PARZIALI [m]		0.85	0.63		1.49		1.10	2.22		4.02

Fosso di Belvedere 2
 SEZIONE N° 00016PC16

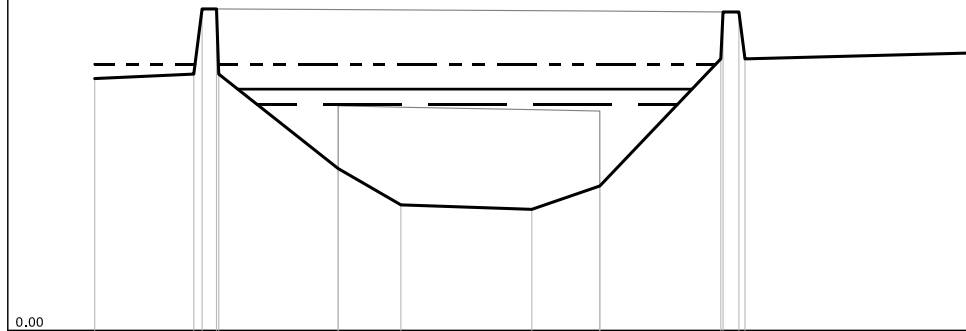
LEGENDA:

TR30 H = 2,99 m. s.l.m. ———

TR200 H = 3,19 m. s.l.m. ———

TR500 H = 3,52 m. s.l.m. - - - - -

SCALA DISTANZE 1:100
 SCALA QUOTE 1:100



PUNTI	1	2	4	6	8	9	10	12	14	16
QUOTE [m s.l.m.]	3.33	3.39	4.25	2.14	1.66	1.60	1.91	3.59	4.21	3.67
DISTANZE PROGRESSIVE [m]	0.00	1.31	1.61	3.22	4.05	5.78	6.68	8.28	8.52	11.69
DISTANZE PARZIALI [m]		1.31		1.58	0.83	1.73	0.90	1.60		3.09

Fosso di Belvedere 2
 SEZIONE N° 00016BC16

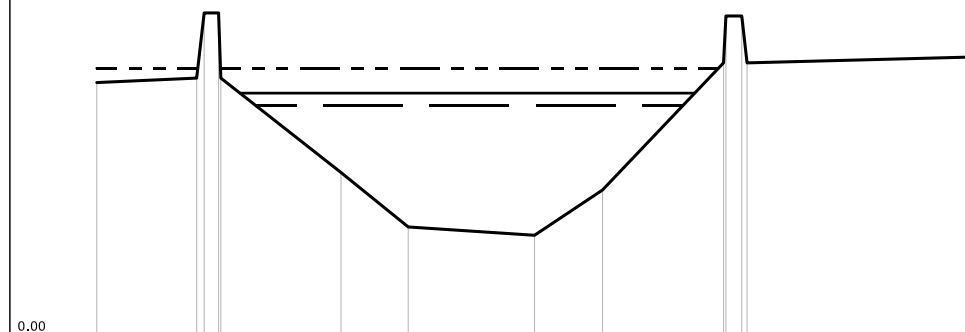
LEGENDA:

TR30 H = 3.02 m. s.l.m. ———

TR200 H = 3.19 m. s.l.m. ———

TR500 H = 3.52 m. s.l.m. - - - - -

SCALA DISTANZE 1:100
 SCALA QUOTE 1:100



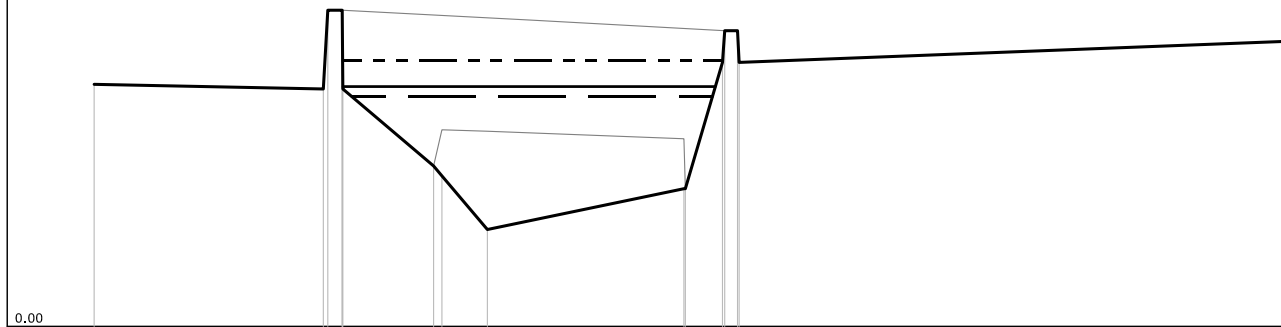
PUNTI	1	2	4	6	7	8	9	10	12	14
QUOTE [m s.l.m.]	3.33	3.39	4.25	2.14	1.42	1.31	1.91	3.59	4.21	3.67
DISTANZE PROGRESSIVE [m]	0.00	1.32	1.61	3.23	4.12	5.79	6.69	8.29	8.53	11.70
DISTANZE PARZIALI [m]		1.32		1.59	0.89	1.67	0.90	1.60		3.10

Fosso di Belvedere 2
 SEZIONE N° 00008PB16

LEGENDA:

- TR30 H =3.04 m. s.l.m.
- TR200 H =3.17 m. s.l.m.
- TR500 H =3.51 m. s.l.m.

SCALA DISTANZE 1:100
 SCALA QUOTE 1:100



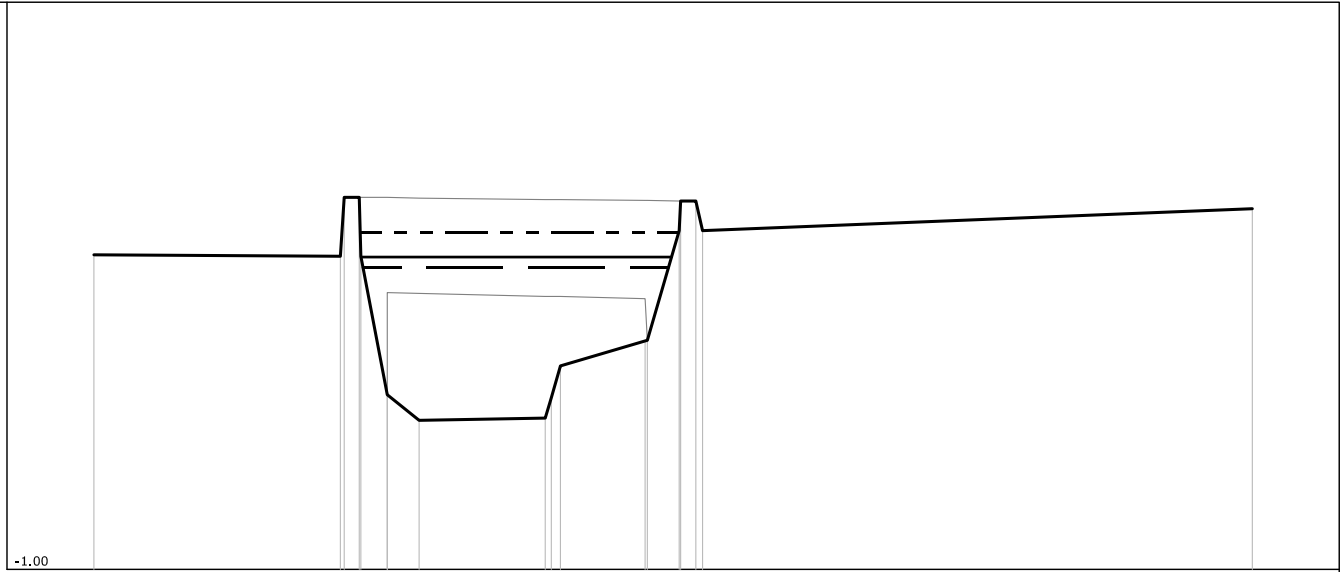
PUNTI	1	2	4	7	9	10	1214	16
QUOTE [m s.l.m.]	3.20	3.14	4.18	2.12	1.28	1.82	3.49	3.91
DISTANZE PROGRESSIVE [m]	0.00	3.03	3.28	4.49	5.20	7.80	8.31	8.51
DISTANZE PARZIALI [m]		3.03	1.20	0.60	2.60	0.49	7.26	

Fosso di Belvedere 2
 SEZIONE N° 00008PC16

LEGENDA:

- TR30 H = 2,99 m. s.l.m.
- TR200 H = 3,13 m. s.l.m.
- TR500 H = 3,46 m. s.l.m.

SCALA DISTANZE 1:100
 SCALA QUOTE 1:100



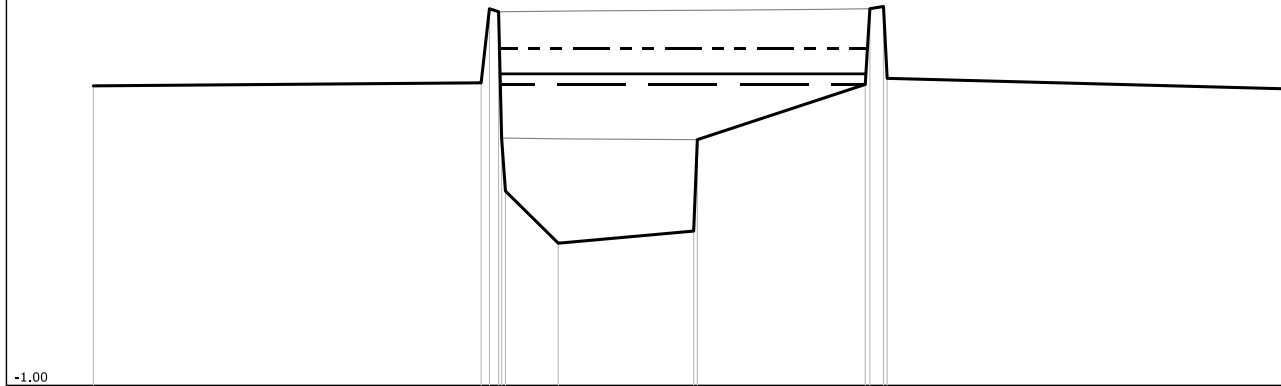
PUNTI	1	2	4	6	8	9	11	12	14	16	18
QUOTE [m s.l.m.]	3.16	3.14	3.92	1.31	0.97	1.00	1.69	2.02	3.48	3.87	3.77
DISTANZE PROGRESSIVE [m]	0.00	3.26	3.51	3.88	4.30	5.97	6.17	7.29	7.74	7.96	15.32
DISTANZE PARZIALI [m]		3.26				1.67		1.12			7.27

Fosso di Belvedere 2
 SEZIONE N° 00001PB16

LEGENDA:

- TR30 H =2.98 m. s.l.m.
- TR200 H =3.12 m. s.l.m.
- TR500 H =3.46 m. s.l.m.

SCALA DISTANZE 1:100
 SCALA QUOTE 1:100



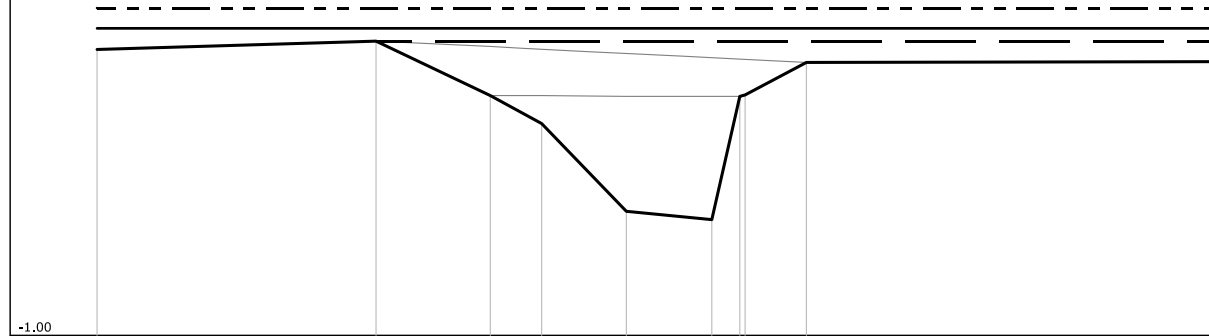
PUNTI	1	2	4	7	8	10	12	14
QUOTE [m s.l.m.]	2.96	3.00	3.94	0.88	1.04	2.98	4.01	2.92
DISTANZE PROGRESSIVE [m]	0.00	5.13	5.36	6.15	7.94	10.21	10.45	15.81
DISTANZE PARZIALI [m]		5.13	0.70	1.79	2.22		5.31	

Fosso di Belvedere 2
 SEZIONE N° 00001PC16

LEGENDA:

- TR30 H = 2.89 m. s.l.m.
- TR200 H = 3.06 m. s.l.m.
- TR500 H = 3.33 m. s.l.m.

SCALA DISTANZE 1:100
 SCALA QUOTE 1:100



PUNTI	1	2	3	4	5	6	7	9	10
QUOTE [m s.l.m.]	2.78	2.89	2.17	1.80	0.64	0.53	2.16	2.61	2.62
DISTANZE PROGRESSIVE [m]	0.00	3.69	5.20	5.88	7.00	8.13	8.50	9.38	14.89
DISTANZE PARZIALI [m]		3.69	1.51	0.68	1.12	1.13	0.81	5.51	

Fosso della Costaccia

Fosso della Costaccla
 SEZIONE N° 00031__16

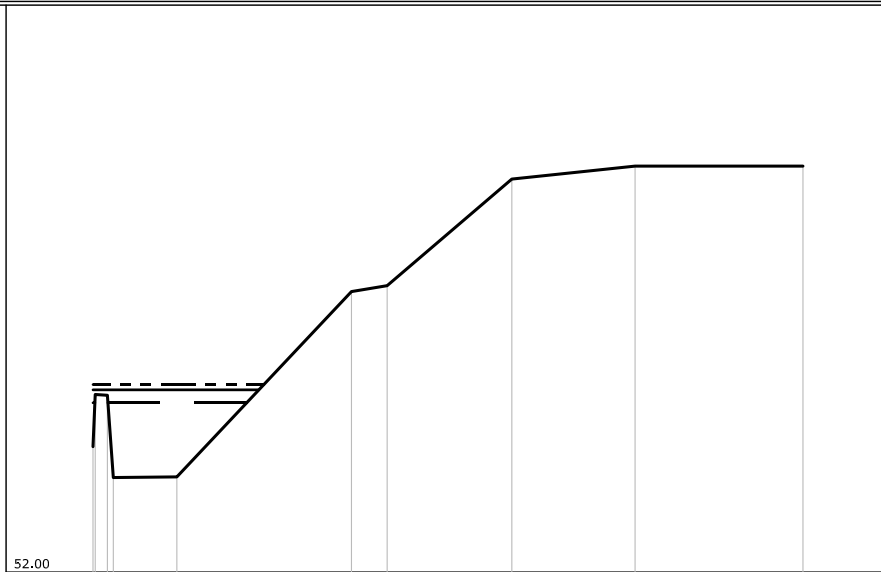
LEGENDA:

TR30 H = 54.24 m. s.l.m. _____

TR200 H = 54.41 m. s.l.m. _____

TR500 H = 54.48 m. s.l.m. - - - - -


SCALA DISTANZE 1:100
 SCALA QUOTE 1:100



PUNTI	1	3	5	6	7	8	9	10
QUOTE [m s.l.m.]	53.66	54.34	53.26	55.71	55.79	57.20	57.37	57.37
DISTANZE PROGRESSIVE [m]	0.00	0.19	1.11	3.42	3.89	5.54	7.17	9.39
DISTANZE PARZIALI [m]		0.84	2.31		1.65	1.63	2.22	

Fosso della Costaccla
 SEZIONE N° 00029PB16

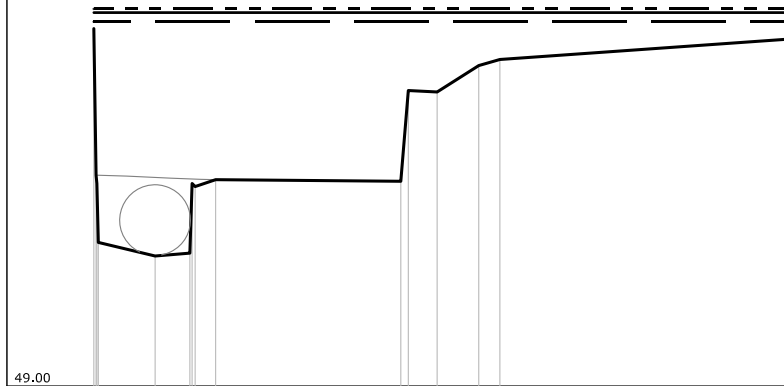
LEGENDA:

TR30 H = 53.82 m. s.l.m. 

TR200 H = 53.94 m. s.l.m.

TR500 H = 53.99 m. s.l.m.

SCALA DISTANZE 1:100
 SCALA QUOTE 1:100



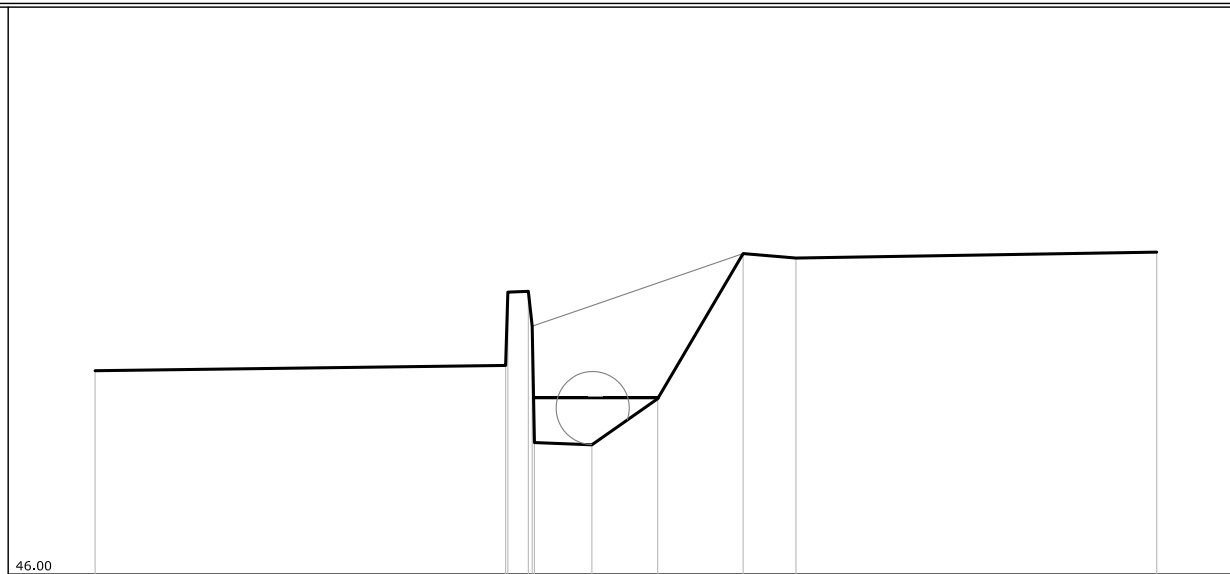
PUNTI	1	5	6	9	10	12	13	14	15
QUOTE [m s.l.m.]	53.73	50.72	50.76	51.73	51.71	52.89	53.24	53.32	53.59
DISTANZE PROGRESSIVE [m]	0.00	0.81	1.27	1.61	4.06	4.54	5.09	5.37	9.18
DISTANZE PARZIALI [m]	0.75			2.45		0.55		3.81	

Fosso della Costacda
 SEZIONE N° 00029PC16

LEGENDA:

- TR30 H =48.33 m. s.l.m.
- TR200 H =48.33 m. s.l.m.
- TR500 H =48.33 m. s.l.m.

SCALA DISTANZE 1:100
 SCALA QUOTE 1:100



PUNTI	1	2	4	7	8	9	10	11
QUOTE [m s.l.m.]	48.69	48.76	49.74	47.71	48.32	50.24	50.18	50.26
DISTANZE PROGRESSIVE [m]	0.00	5.43	5.73	6.57	7.44	8.57	9.27	14.04
DISTANZE PARZIALI [m]		5.43	0.76	0.87	1.13	0.70	4.77	

Fosso della Costaccla
 SEZIONE N° 00026BB16

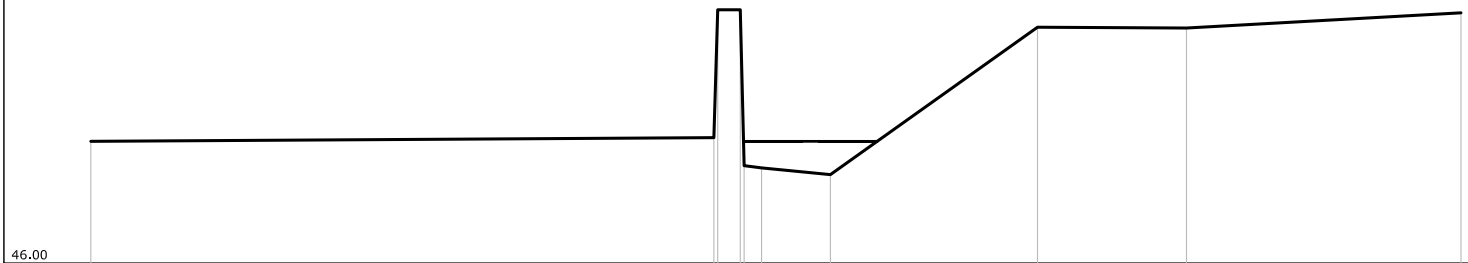
LEGENDA:

TR30 H =47.61 m. s.l.m. _____

TR200 H =47.61 m. s.l.m. _____

TR500 H =47.61 m. s.l.m. - - - - -

SCALA DISTANZE 1:100
 SCALA QUOTE 1:100



PUNTI	1	2	4	6	7	8	9	10
QUOTE [m s.l.m.]	47.61	47.66	49.35	47.26	47.17	49.12	49.11	49.31
DISTANZE PROGRESSIVE [m]	0.00	8.24	8.59	8.87	9.78	12.52	14.49	18.12
DISTANZE PARZIALI [m]		8.24			0.91	2.74	1.97	3.63

Fosso della Costaccla
SEZIONE N° 00026BC16

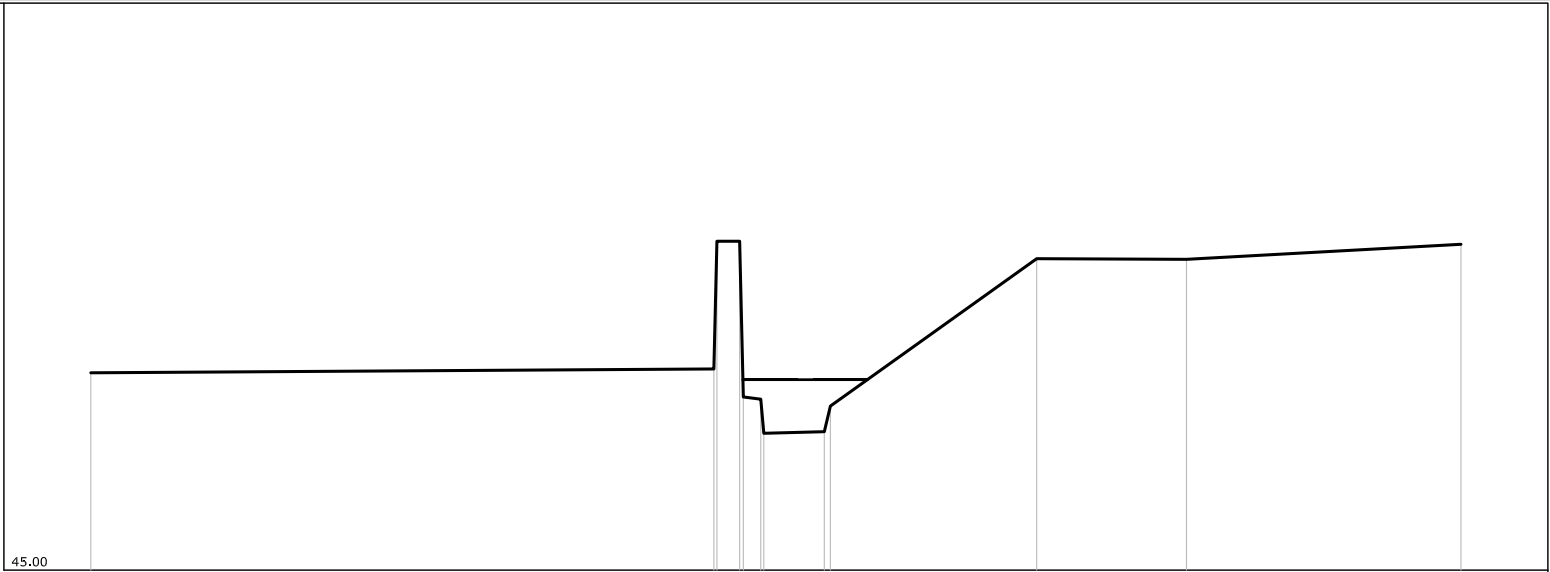
LEGENDA:

TR30 H = 47.52 m. s.l.m. _____

TR200 H = 47.52 m. s.l.m. _____

TR500 H = 47.52 m. s.l.m. - - - - -

SCALA DISTANZE 1:100
SCALA QUOTE 1:100



PUNTI	1	2	4	6	8	10	11	12
QUOTE [m s.l.m.]	47.61	47.66	49.35	47.26	46.83	49.12	49.11	49.31
DISTANZE PROGRESSIVE [m]	0.00	8.24	8.58	8.86	9.70	12.51	14.49	18.12
DISTANZE PARZIALI [m]		8.24			0.80	2.73	1.98	3.63

Fosso della Costacda
 SEZIONE N° 00021PB16

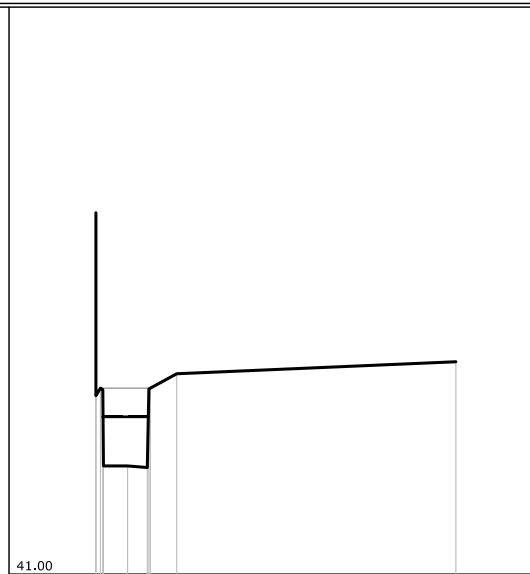
LEGENDA:

TR30 H =43.08 m. s.l.m. _____

TR200 H =43.08 m. s.l.m. _____

TR500 H =43.08 m. s.l.m. - - - - -

SCALA DISTANZE 1:100
 SCALA QUOTE 1:100



PUNTI	1	6	7	10	11
QUOTE [m s.l.m.]	45.78	42.43	42.41	43.65	43.81
DISTANZE PROGRESSIVE [m]	0.00	0.42	0.68	1.07	4.76
DISTANZE PARZIALI [m]				3.69	

Fosso di Ficocchia

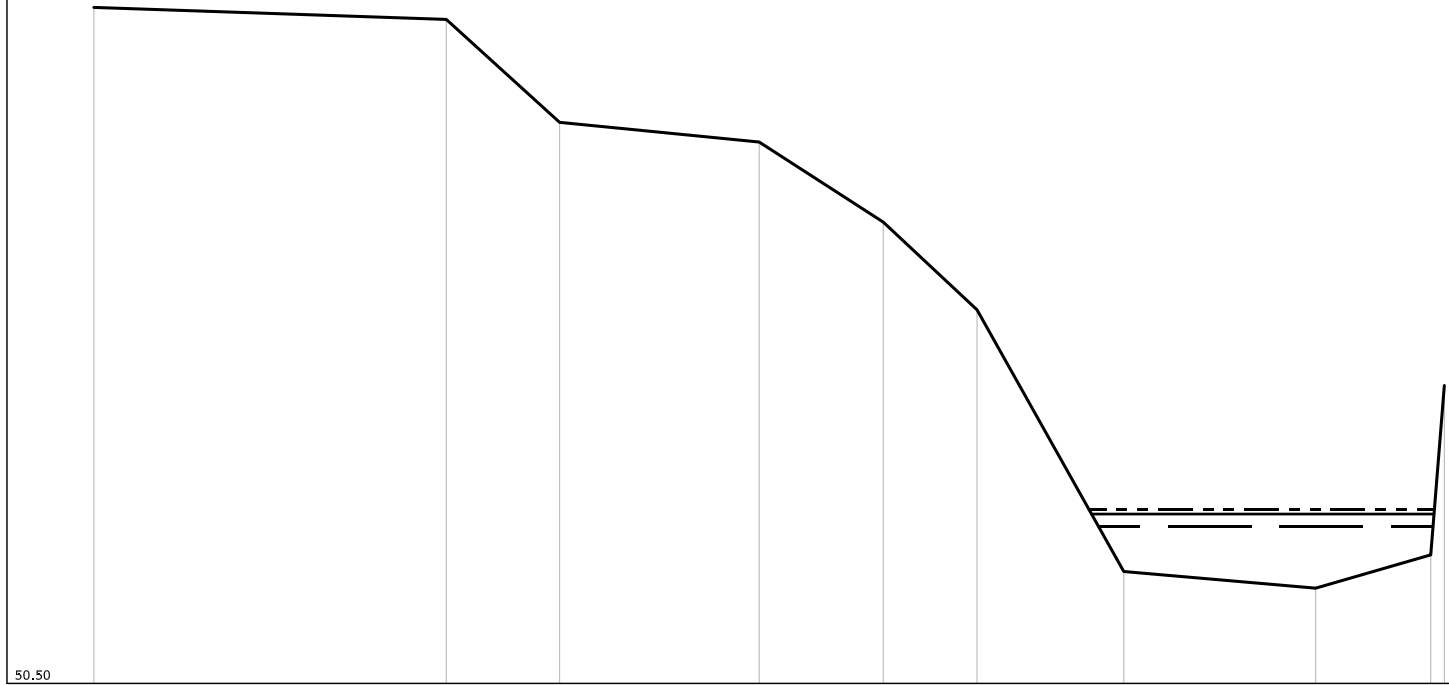
Fosso di Ficocchia
 SEZIONE N° 00191__16

LEGENDA:

TR30 H = 51.54 m. s.l.m. _____

TR200 H = 51.62 m. s.l.m. _____

TR500 H = 51.65 m. s.l.m. - - - - -



SCALA DISTANZE 1:50
 SCALA QUOTE 1:50

50.50

PUNTI	1	2	3	4	5	6	7	8	9	10
QUOTE [m s.l.m.]	54.97	54.89	54.21	54.08	53.55	52.97	51.24	51.13	51.35	52.47
DISTANZE PROGRESSIVE [m]	0.00	2.33	3.08	4.40	5.22	5.84	6.81	8.08	8.84	8.93
DISTANZE PARZIALI [m]		2.33	0.75	1.32	0.82	0.62	0.97	1.27	0.76	

Fosso di Flocchia
 SEZIONE N° 00001PB16

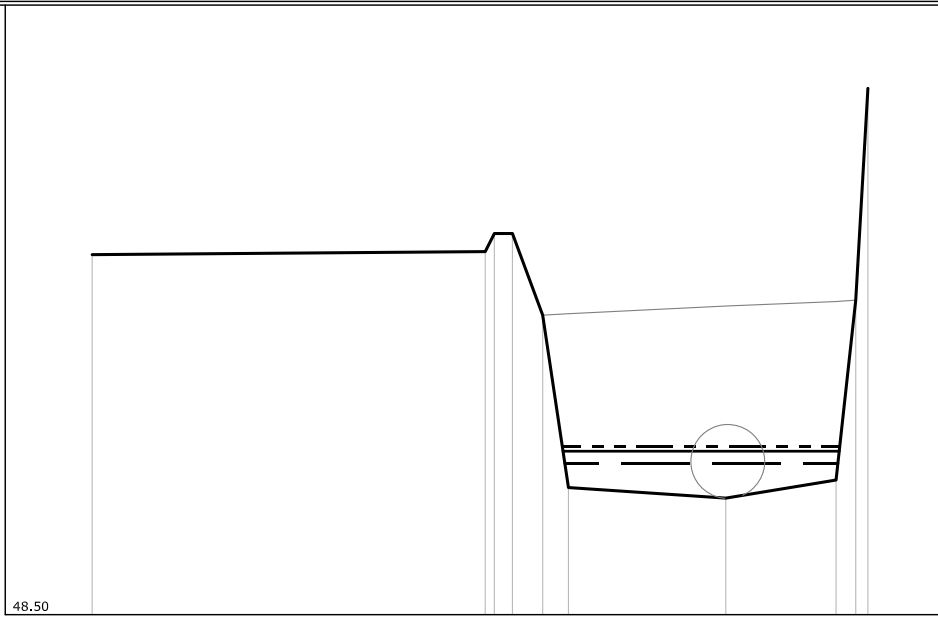
LEGENDA:

TR30 H =49.50 m. s.l.m. ————

TR200 H =49.58 m. s.l.m. ————

TR500 H =49.61 m. s.l.m. - - - - -

SCALA DISTANZE 1:50
 SCALA QUOTE 1:50



PUNTI	1	2	4	5	6	7	8	9	10
QUOTE [m s.l.m.]	50.88	50.90	51.02	50.48	49.34	49.27	49.39	50.58	51.98
DISTANZE PROGRESSIVE [m]	0.00	2.60	2.78	2.98	3.15	4.19	4.92	5.05	5.13
DISTANZE PARZIALI [m]		2.60				1.04	0.73		

Fosso di Monte Olivero

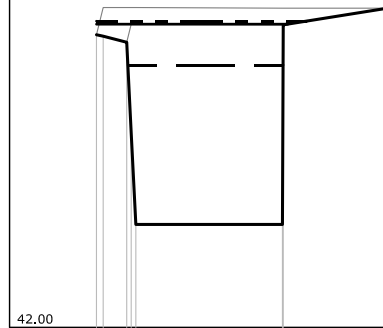
Fosso di Monte Olivero
 SEZIONE N° 00098PC16

LEGENDA:

TR30 H =45.47 m. s.l.m. ———

TR200 H =46.01 m. s.l.m. ———

TR500 H =46.05 m. s.l.m. - - - - -



SCALA DISTANZE 1:100
 SCALA QUOTE 1:100

PUNTI	1	3	6	8
QUOTE [m s.l.m.]	45.87	45.77	43.36	46.22
DISTANZE PROGRESSIVE [m]	0.00	0.40	2.16	3.85
DISTANZE PARZIALI [m]			1.94	1.38

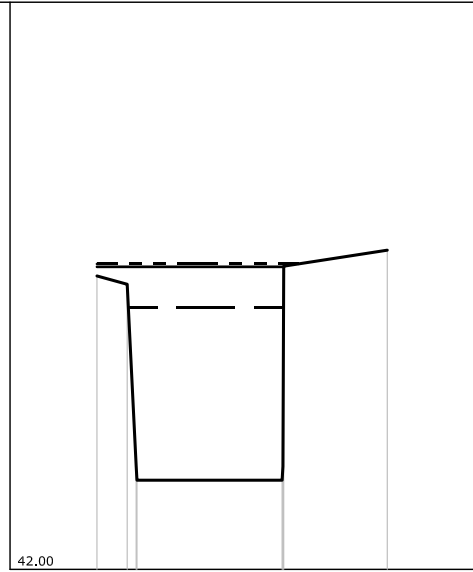
Fosso di Monte Olivero
 SEZIONE N° 00098BC16

LEGENDA:

TR30 H = 45.46 m. s.l.m. ———

TR200 H = 46.00 m. s.l.m. ———

TR500 H = 46.04 m. s.l.m. - - - - -



SCALA DISTANZE 1:100
 SCALA QUOTE 1:100

PUNTI	1	2	4	5	8
QUOTE [m s.l.m.]	45.88	43.76	43.18	43.18	46.22
DISTANZE PROGRESSIVE [m]	0.00	0.99	2.45	3.84	
DISTANZE PARZIALI [m]			1.92	1.37	

Fosso di Monte Oliviero
 SEZIONE N° 00097__16

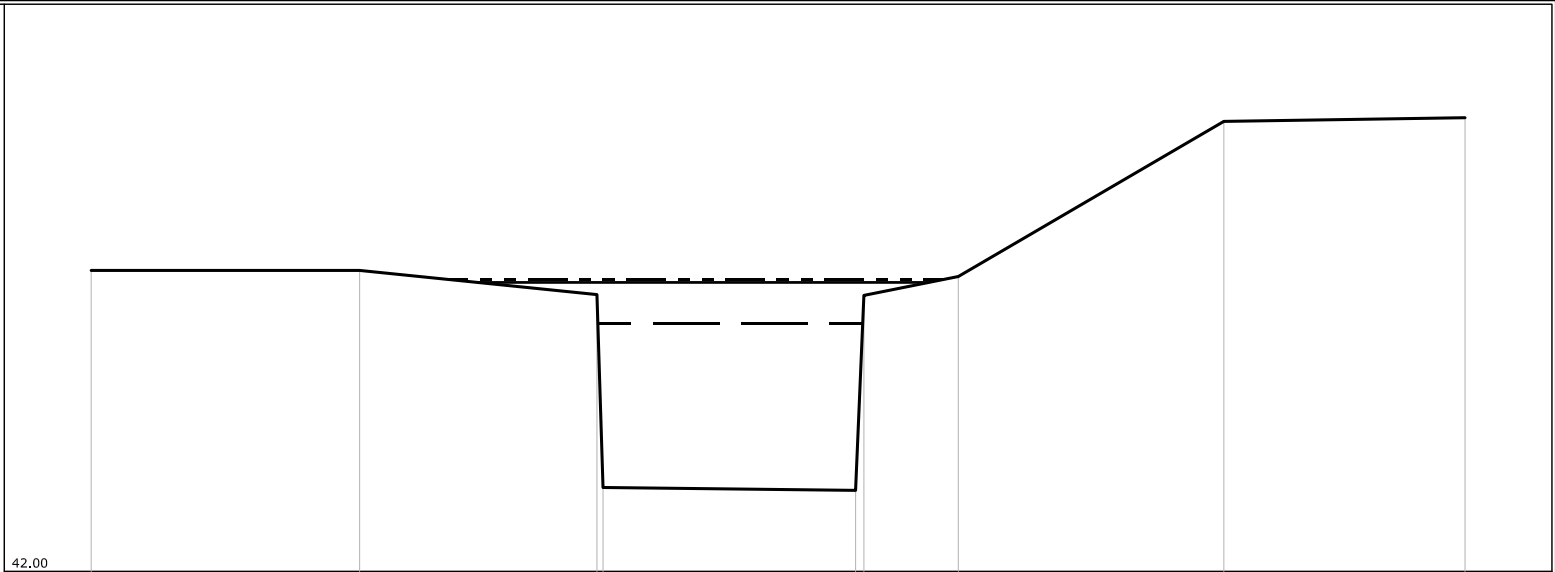
LEGENDA:

TR30 H =45.28 m. s.l.m. ———

TR200 H =45.82 m. s.l.m. ———

TR500 H =45.86 m. s.l.m. - - - - -

SCALA DISTANZE 1:100
 SCALA QUOTE 1:100



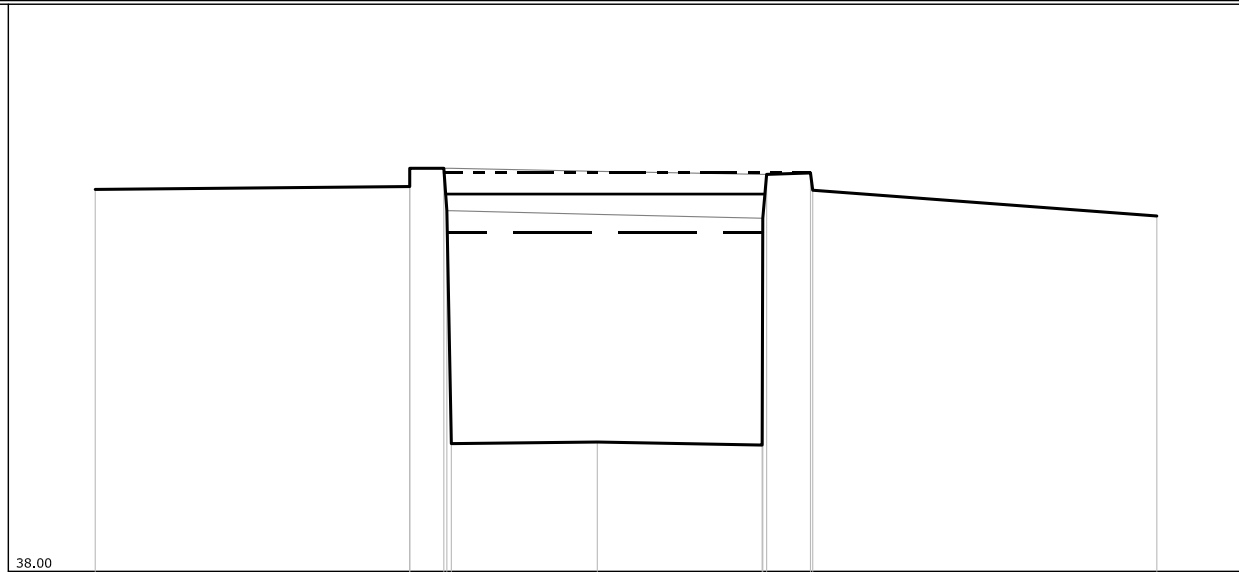
PUNTI	1	2	3	5	7	8	9
QUOTE [m s.l.m.]	45.98	45.98	45.66	43.07	45.90	47.95	48.00
DISTANZE PROGRESSIVE [m]	0.00	3.55	6.69	10.11	11.47	14.98	18.17
DISTANZE PARZIALI [m]		3.55	3.14	3.34	1.25	3.51	3.19

Fosso di Monte Olivero
 SEZIONE N° 00080PB16

LEGENDA:

- TR30 H =42.48 m. s.l.m.
- TR200 H =42.99 m. s.l.m.
- TR500 H =43.27 m. s.l.m.

SCALA DISTANZE 1:100
 SCALA QUOTE 1:100





PUNTI	1	2	4	7	8	11	13
QUOTE [m s.l.m.]	43.05	43.09	43.33	39.71	39.67	43.27	42.70
DISTANZE PROGRESSIVE [m]	0.00	4.16	4.61	6.64	8.82	9.46	14.04
DISTANZE PARZIALI [m]		4.16		1.93	2.18	0.58	4.55

Fosso di Monte Ollivero
 SEZIONE N° 00080PC16

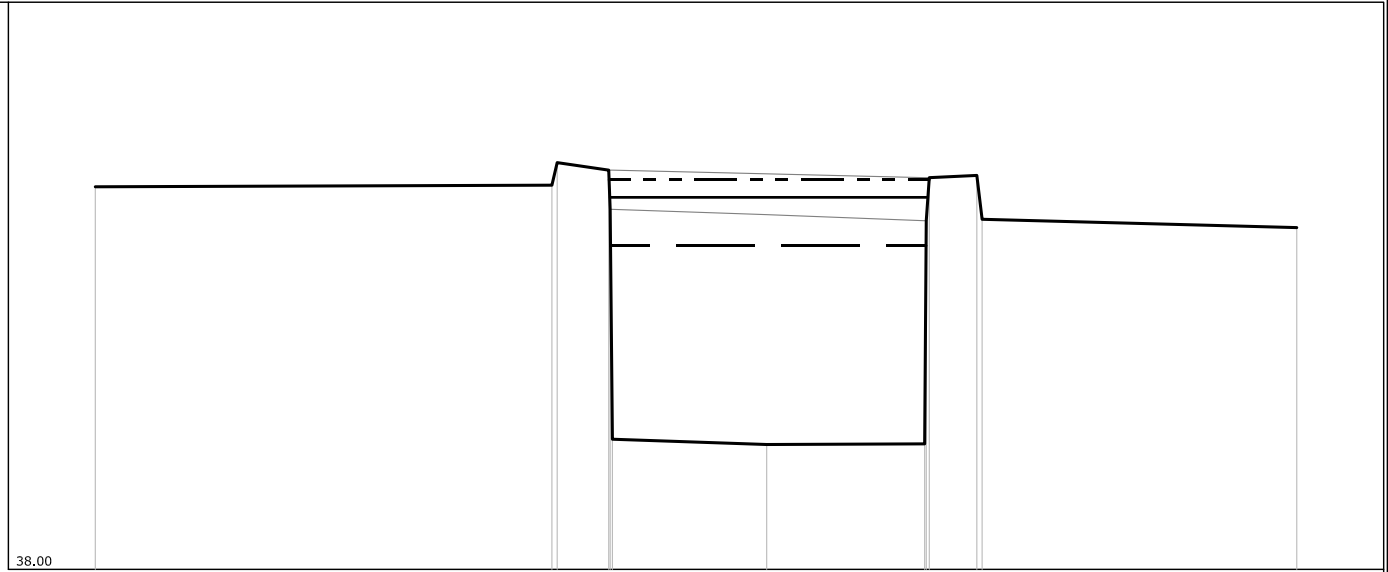
LEGENDA:

TR30 H =42.28 m. s.l.m. 

TR200 H =42.92 m. s.l.m. 

TR500 H =43.15 m. s.l.m. 

SCALA DISTANZE 1:100
 SCALA QUOTE 1:100



PUNTI	1	2	4	7	8	11	13
QUOTE [m s.l.m.]	43.06	43.08	43.28	39.65	39.66	43.21	42.52
DISTANZE PROGRESSIVE [m]	0.00	6.04	6.79	8.88	10.97	11.66	15.89
DISTANZE PARZIALI [m]		6.04	0.68	2.04	2.09	0.63	4.16

Fosso di Monte Olivero
 SEZIONE N° 00074PB16

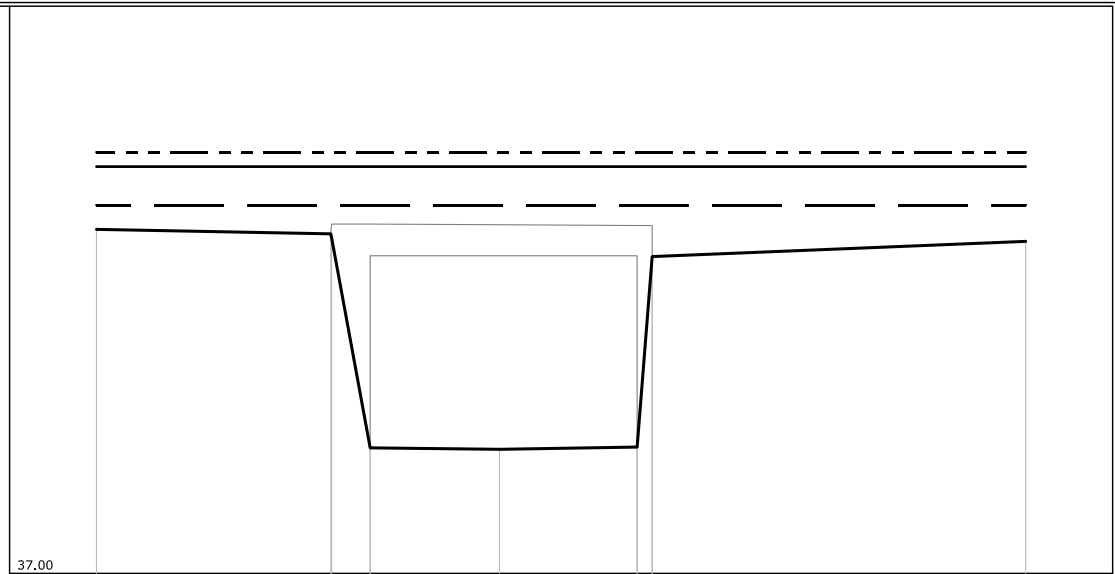
LEGENDA:

TR30 H =41.87 m. s.l.m.

TR200 H =42.38 m. s.l.m.

TR500 H =42.57 m. s.l.m.


SCALA DISTANZE 1:100
 SCALA QUOTE 1:100





PUNTI	1	2	4	6	7	9	11
QUOTE [m s.l.m.]	41.55	41.49	38.66	38.64	38.67	41.19	41.39
DISTANZE PROGRESSIVE [m]	0.00	3.10	3.62	5.33	7.15	7.35	12.29
DISTANZE PARZIALI [m]		3.10	0.51	1.71	1.82		4.94

Fosso di Monte Olivero
 SEZIONE N° 00074PC16

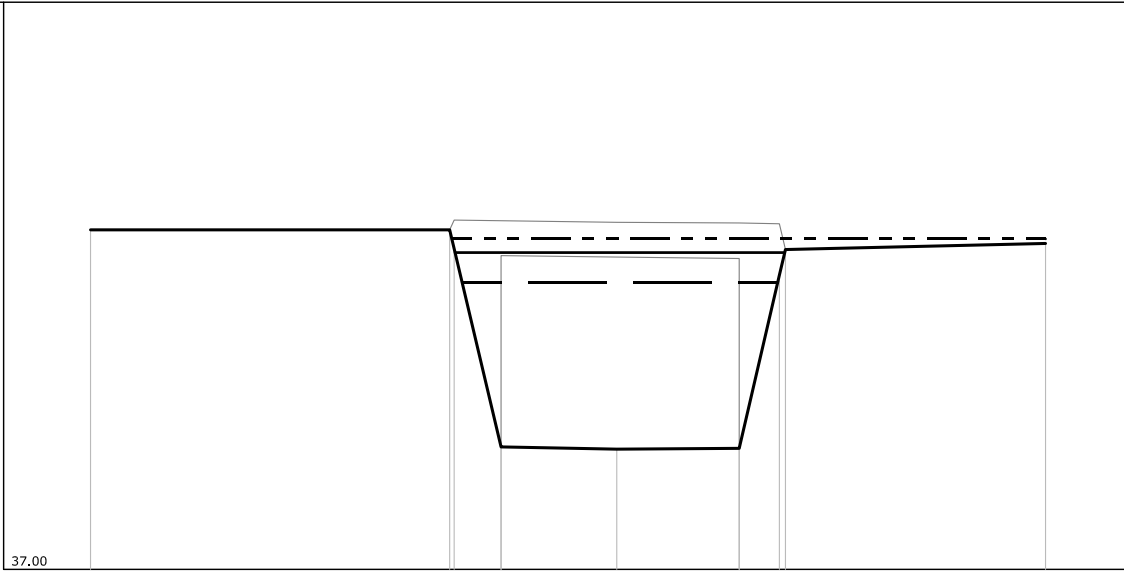
LEGENDA:

TR30 H =40.79 m. s.l.m. 

TR200 H =41.19 m. s.l.m. 

TR500 H =41.37 m. s.l.m. 

SCALA DISTANZE 1:100
 SCALA QUOTE 1:100



PUNTI	1	2	4	6	7	9	11
QUOTE [m s.l.m.]	41.49	41.49	38.62	38.59	38.60	40.89	41.31
DISTANZE PROGRESSIVE [m]	0.00	4.75	5.43	6.96	8.58	9.11	12.63
DISTANZE PARZIALI [m]		4.75	0.62	1.53	1.62	0.53	3.44

Fosso di Monte Ollivero
SEZIONE N° 00055PB16

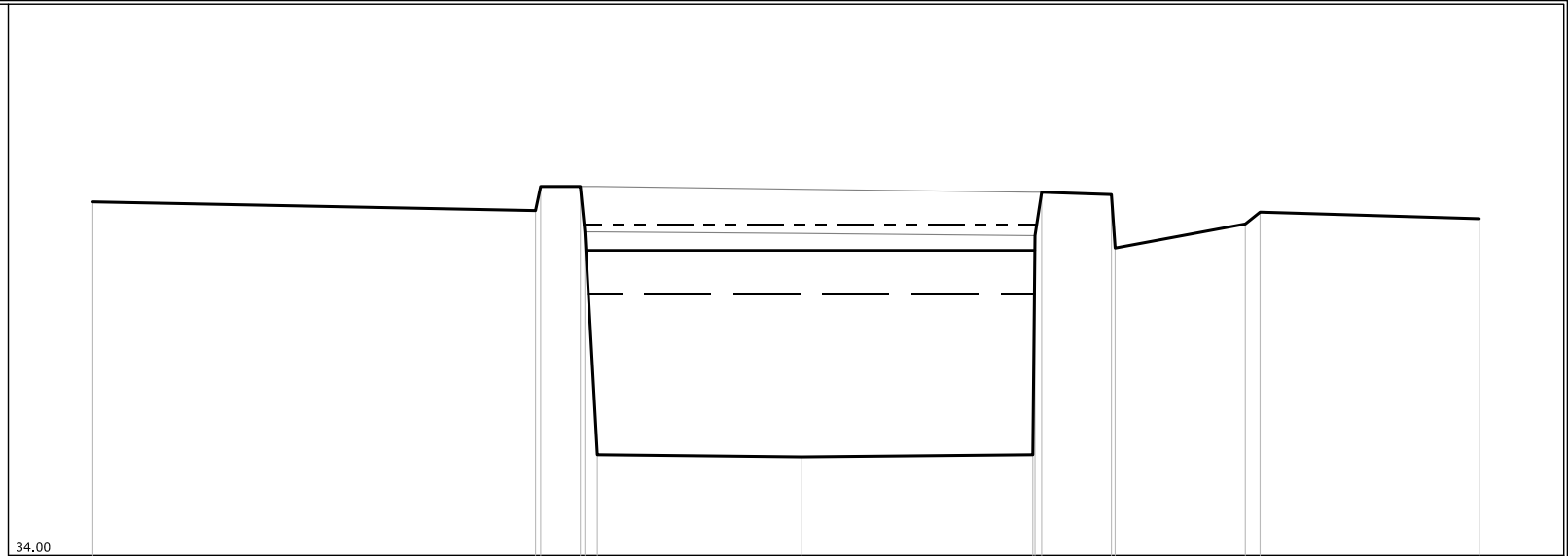
LEGENDA:

TR30 H = 37.56 m. s.l.m.

TR200 H = 38.15 m. s.l.m.

TR500 H = 38.49 m. s.l.m.

SCALA DISTANZE 1:100
SCALA QUOTE 1:100



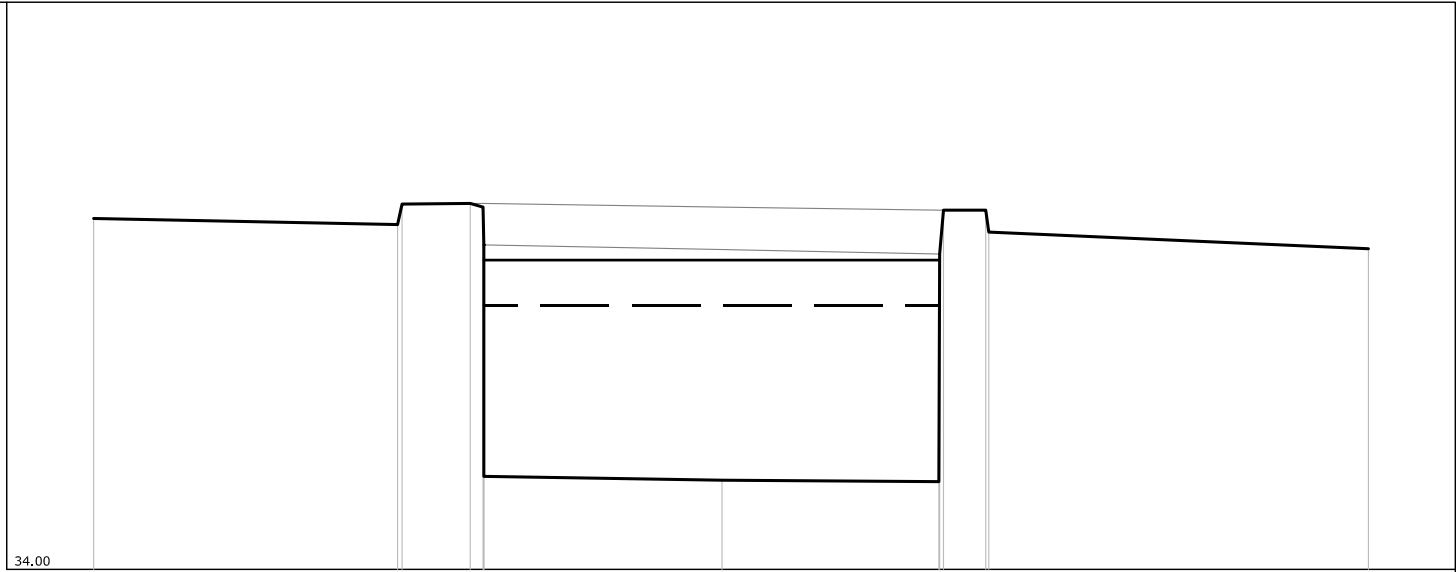
PUNTI	1	2	4	6	7	8	11	1314	15
QUOTE [m s.l.m.]	38.81	38.69	39.02	35.37	35.34	35.37	38.91	38.51	38.58
DISTANZE PROGRESSIVE [m]	0.00	6.02	6.63	6.86	9.64	12.78	13.85	15.67	18.85
DISTANZE PARZIALI [m]		6.02	0.54		2.78	3.14	0.95	1.77	2.98

Fosso di Monte Olivero
 SEZIONE N° 00055PC16

LEGENDA:

- TR30 H = 37.49 m. s.l.m.
- TR200 H = 38.09 m. s.l.m.
- TR500 H = 38.29 m. s.l.m.

SCALA DISTANZE 1:100
 SCALA QUOTE 1:100



PUNTI	1	2	4	5	8	9	12	14
QUOTE [m s.l.m.]	38.64	38.56	38.64	38.79	35.18	35.16	38.75	38.24
DISTANZE PROGRESSIVE [m]	0.00	4.02	4.98	5.13	8.31	11.18	11.80	16.86
DISTANZE PARZIALI [m]		4.02	0.90		3.15	2.87	0.56	5.02

Fosso di Monte Olivero
SEZIONE N° 00036__16

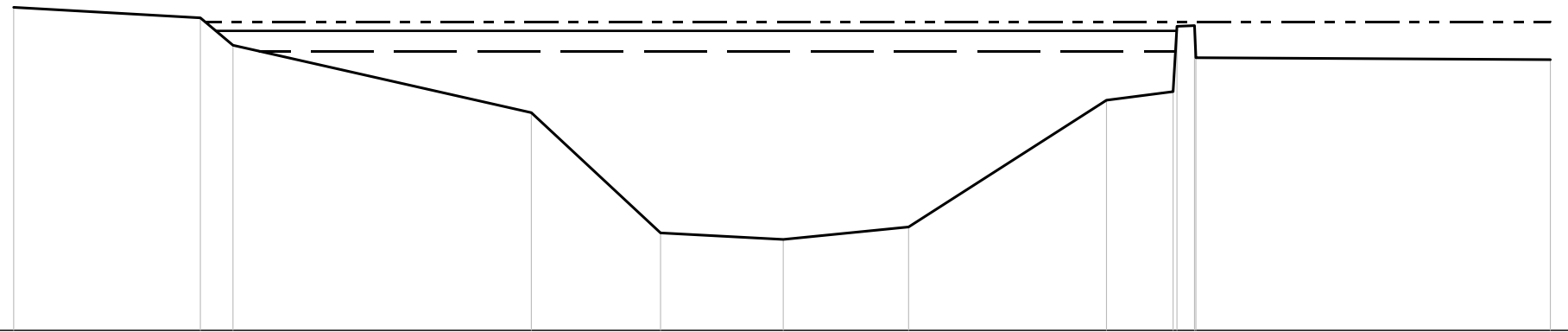
LEGENDA:

TR30 H =36.27 m. s.l.m. _____

TR200 H =36.58 m. s.l.m. _____

TR500 H =36.72 m. s.l.m. _____


SCALA DISTANZE 1:100
SCALA QUOTE 1:100 32.00

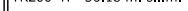


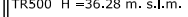
PUNTI	8	9	10	11	12	13	14	15	16	18	20
QUOTE [m s.l.m.]	36.94	36.78	36.36	35.33	33.49	33.39	33.58	35.52	35.65	36.66	36.14
DISTANZE PROGRESSIVE [m]	23.94	26.80	27.30	31.87	33.85	35.73	37.65	40.68	41.70	42.03	47.48
DISTANZE PARZIALI [m]		2.86	0.50	4.57	1.98	1.88	1.92	3.03	1.02		5.43

Fosso di Monte Olivero
 SEZIONE N° 00024PB16

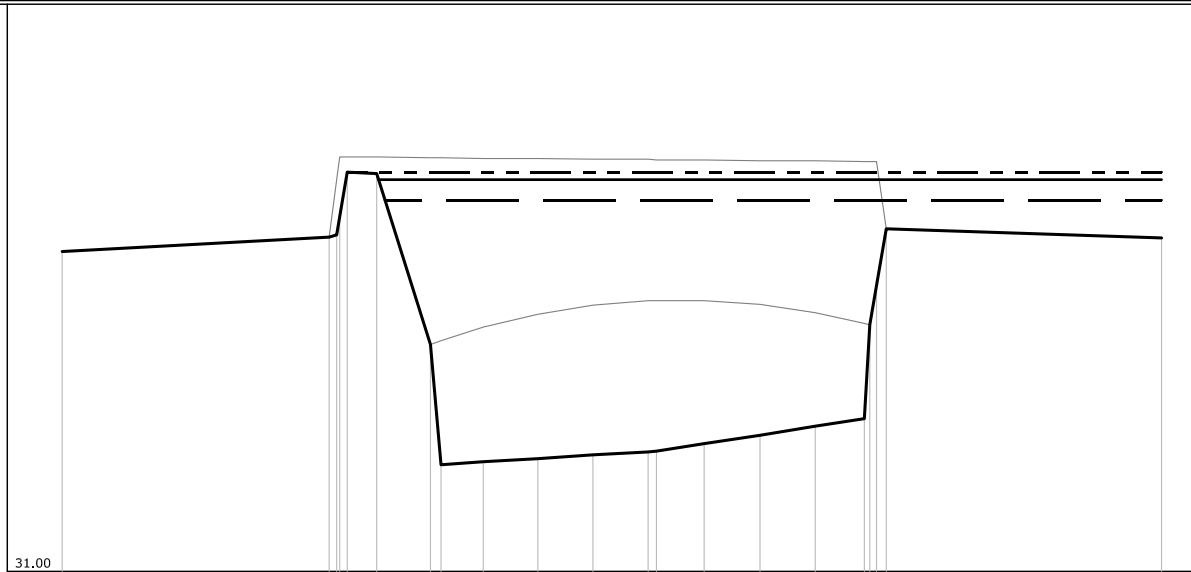
LEGENDA:

TR30 H =35.91 m. s.l.m. 

TR200 H =36.18 m. s.l.m. 

TR500 H =36.28 m. s.l.m. 

SCALA DISTANZE 1:100
 SCALA QUOTE 1:100



PUNTI	2	3	5	7	8	9	10	11	12	13	15	16	17	18	20	21	22
QUOTE [m s.l.m.]	35.23	35.62	35.69	36.26	34.00	32.41	32.45	32.49	32.54	32.58	32.69	32.80	32.92	33.02	34.28	33.53	35.41
DISTANZE PROGRESSIVE [m]	6.97	10.50	10.64	11.13	11.84	11.98	12.54	13.26	13.99	14.72	15.46	16.20	16.93	17.58	17.74	17.87	21.51
DISTANZE PARZIALI [m]		3.53		0.71	0.56	0.72	0.73	0.73	0.63	0.74	0.73	0.65				3.64	

Fosso di Monte Olivero
 SEZIONE N° 00024PC16

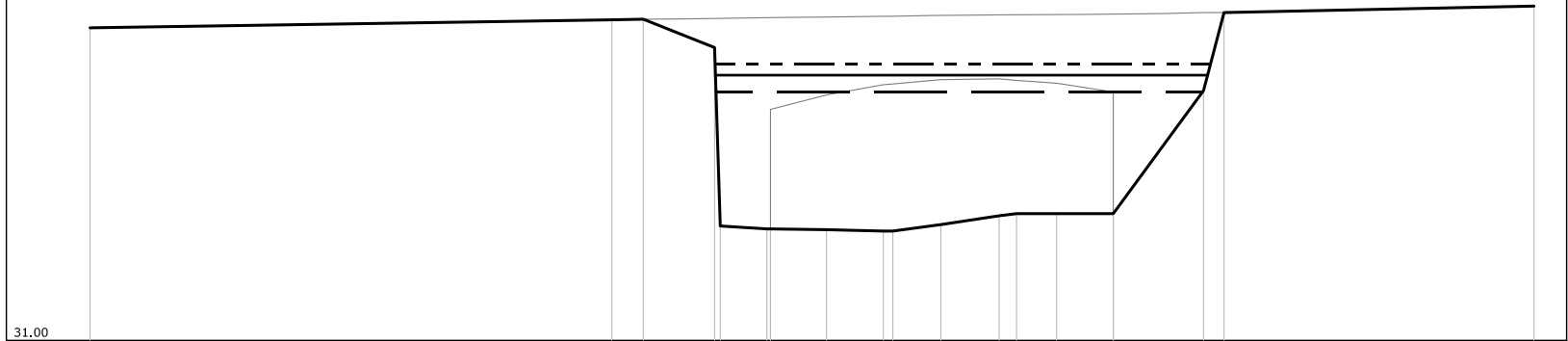
LEGENDA:

TR30 H =34.41 m. s.l.m. ————

TR200 H =34.64 m. s.l.m. ————

TR500 H =34.79 m. s.l.m. - - - - -

SCALA DISTANZE 1:100
 SCALA QUOTE 1:100



PUNTI	1		2	3	4	6	9	10	11	12	13	14	15	16	18	19	20
QUOTE [m s.l.m.]	35.29		35.40	35.41	35.02	32.53	32.52	32.50	32.50	32.59	32.71	32.74	32.74	32.74	34.43	35.50	35.59
DISTANZE PROGRESSIVE [m]	0.00		7.17	7.60	8.58	9.30	10.12	10.90	11.03	11.69	12.49	12.73	13.28	14.06	15.30	15.58	19.84
DISTANZE PARZIALI [m]		7.17		0.98	0.64	0.77	0.78	0.66	0.80	0.55	0.78	1.24			4.26		

Fosso di Monte Olivero
 SEZIONE N° 00021BB16

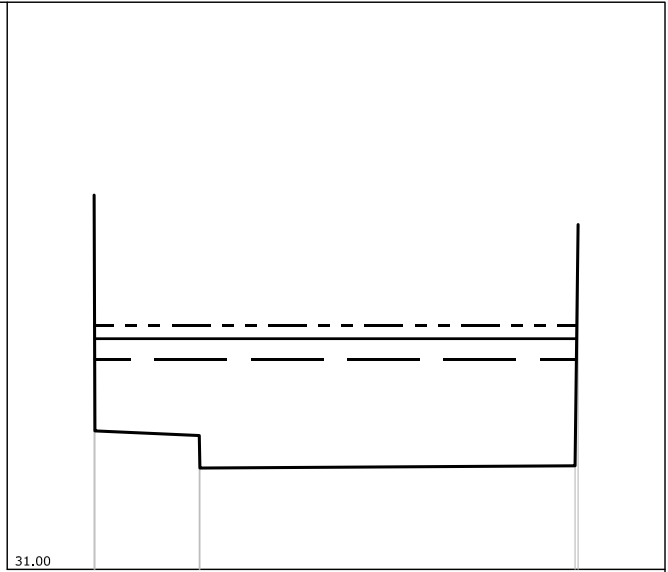
LEGENDA:

TR30 H =33.78 m. s.l.m. _____

TR200 H =34.05 m. s.l.m. _____

TR500 H =34.22 m. s.l.m. - - - - -

SCALA DISTANZE 1:100
 SCALA QUOTE 1:100



PUNTI	1	3	5
QUOTE [m s.l.m.]	35.95	32.77	32.37
DISTANZE PROGRESSIVE [m]	0.00	1.39	6.36
DISTANZE PARZIALI [m]		1.38	4.96

Fosso di Monte Olivero
 SEZIONE N° 00021BC16

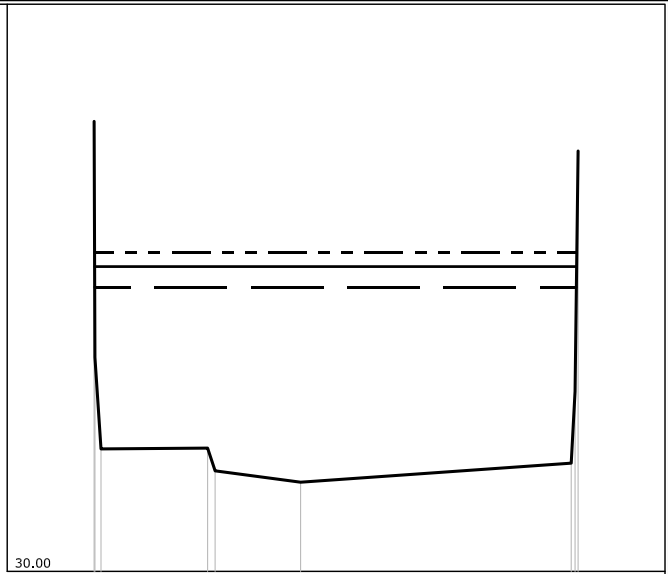
LEGENDA:

TR30 H =33.76 m. s.l.m. ————

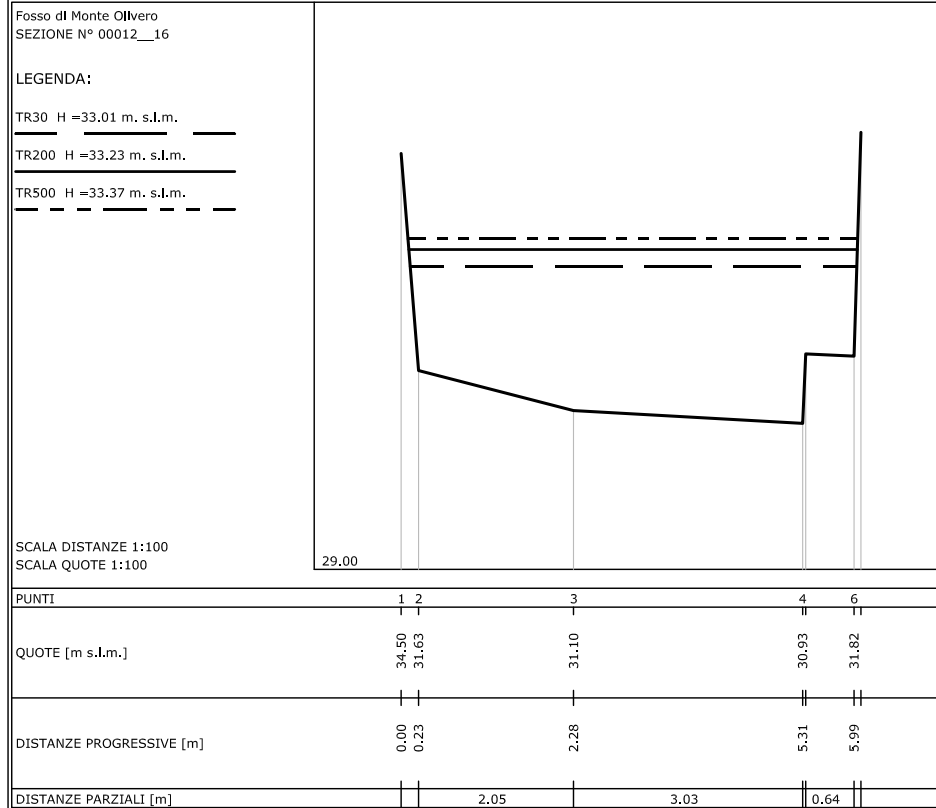
TR200 H =34.03 m. s.l.m. ————

TR500 H =34.21 m. s.l.m. - - - - -

SCALA DISTANZE 1:100
 SCALA QUOTE 1:100



PUNTI	1	4	6	7
QUOTE [m s.l.m.]	35.95	31.63	31.18	31.43
DISTANZE PROGRESSIVE [m]	0.00	1.50	2.73	6.31
DISTANZE PARZIALI [m]		1.41	1.13	3.58



Fosso di Monte Olivero
 SEZIONE N° 00010BB16

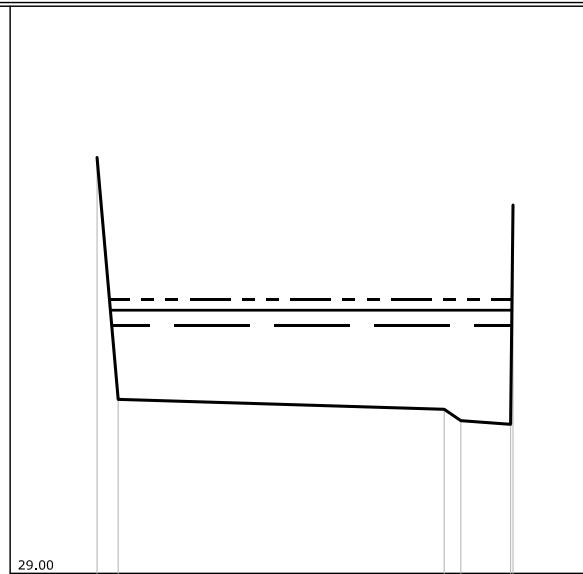
LEGENDA:

TR30 H = 32.28 m. s.l.m. ———

TR200 H = 32.48 m. s.l.m. ———

TR500 H = 32.62 m. s.l.m. - - - - -

SCALA DISTANZE 1:100
 SCALA QUOTE 1:100



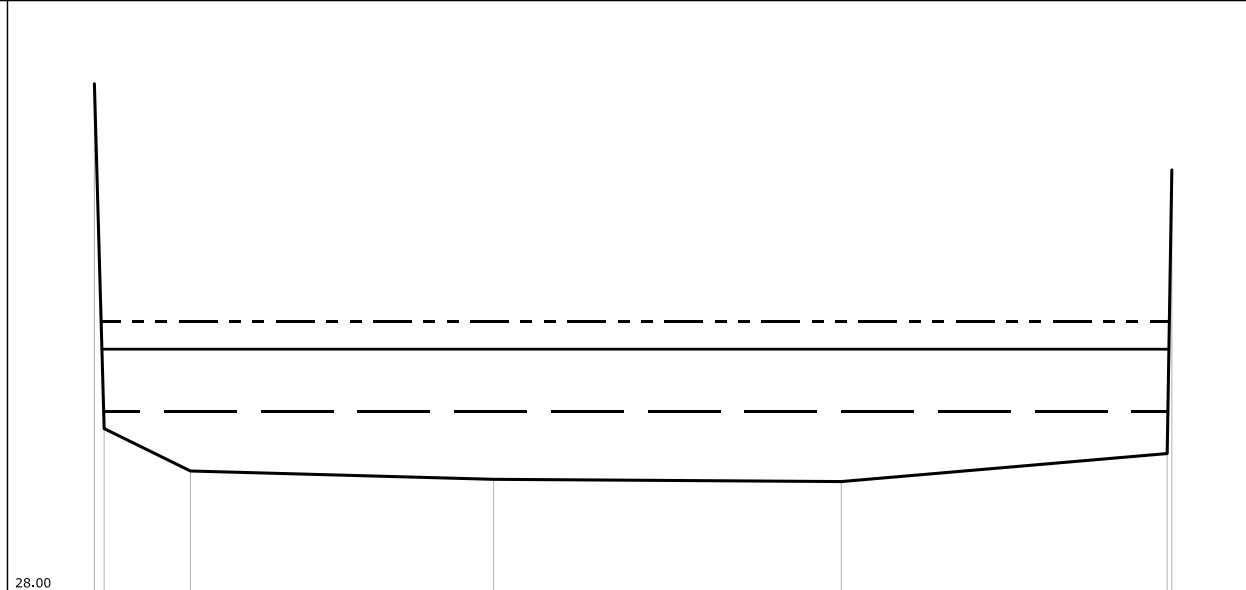
PUNTI	1	2	3	4	5
QUOTE [m s.l.m.]	34.50	31.30	31.17	31.02	30.97
DISTANZE PROGRESSIVE [m]	0.00	0.28	4.59	4.81	5.47
DISTANZE PARZIALI [m]			4.31		0.66

Fosso di Monte Olivero
 SEZIONE N° 00004BB16

LEGENDA:

- TR30 H =30.38 m. s.l.m.
- TR200 H =31.20 m. s.l.m.
- TR500 H =31.56 m. s.l.m.

SCALA DISTANZE 1:100
 SCALA QUOTE 1:100



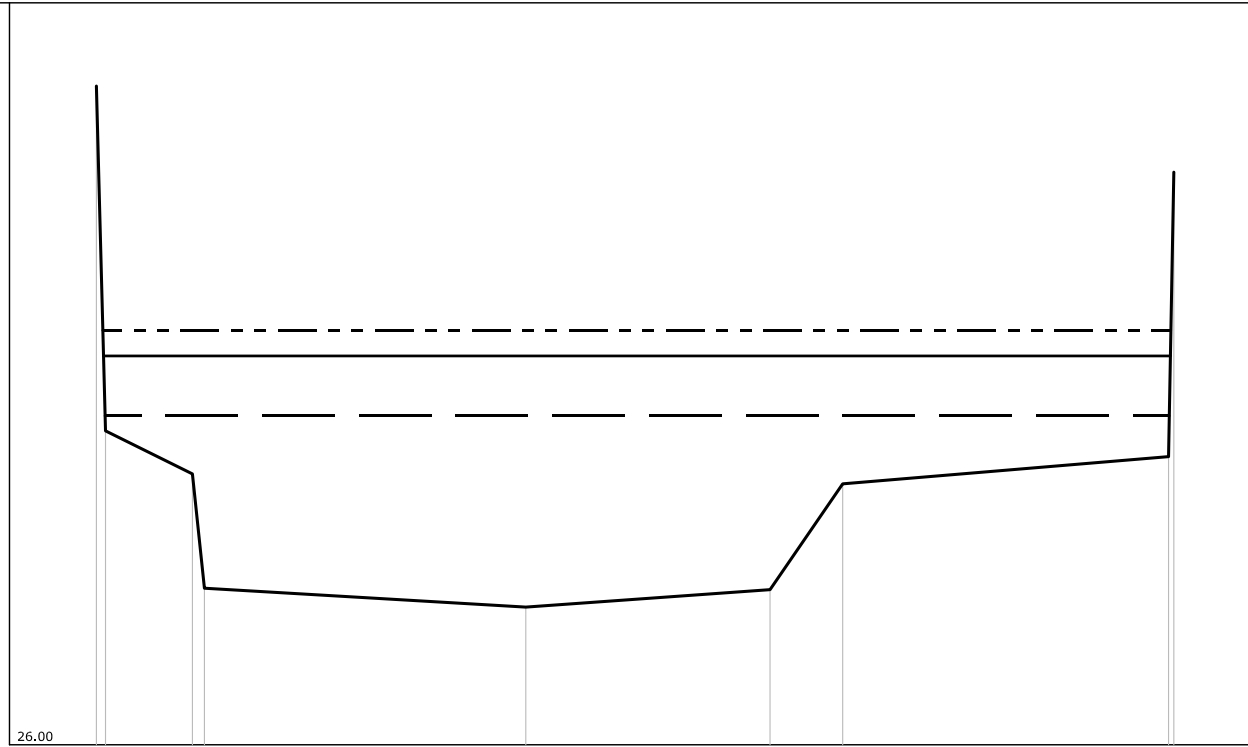
PUNTI	2	3	4	5	6
QUOTE [m s.l.m.]	34.71 30.15	29.59	29.48	29.45	29.82
DISTANZE PROGRESSIVE [m]	0.00 0.13	1.27	5.28	9.88	14.19
DISTANZE PARZIALI [m]		1.14	4.01	4.60	4.31

Fosso di Monte Ollvero
 SEZIONE N° 00004BC16

LEGENDA:

- TR30 H =30.35 m. s.l.m.
- TR200 H =31.14 m. s.l.m.
- TR500 H =31.48 m. s.l.m.

SCALA DISTANZE 1:100
 SCALA QUOTE 1:100



PUNTI	1	3	4	5	6	7	8
QUOTE [m s.l.m.]	34.71	29.58 28.07		27.82	28.05	29.45	29.81
DISTANZE PROGRESSIVE [m]	0.00	1.27 1.43		5.68	8.91	9.87	14.18
DISTANZE PARZIALI [m]		1.15		4.25	3.23	0.96	4.31

Fosso di Bonascola

Fosso di Bonascola
 SEZIONE N° 00002PB16

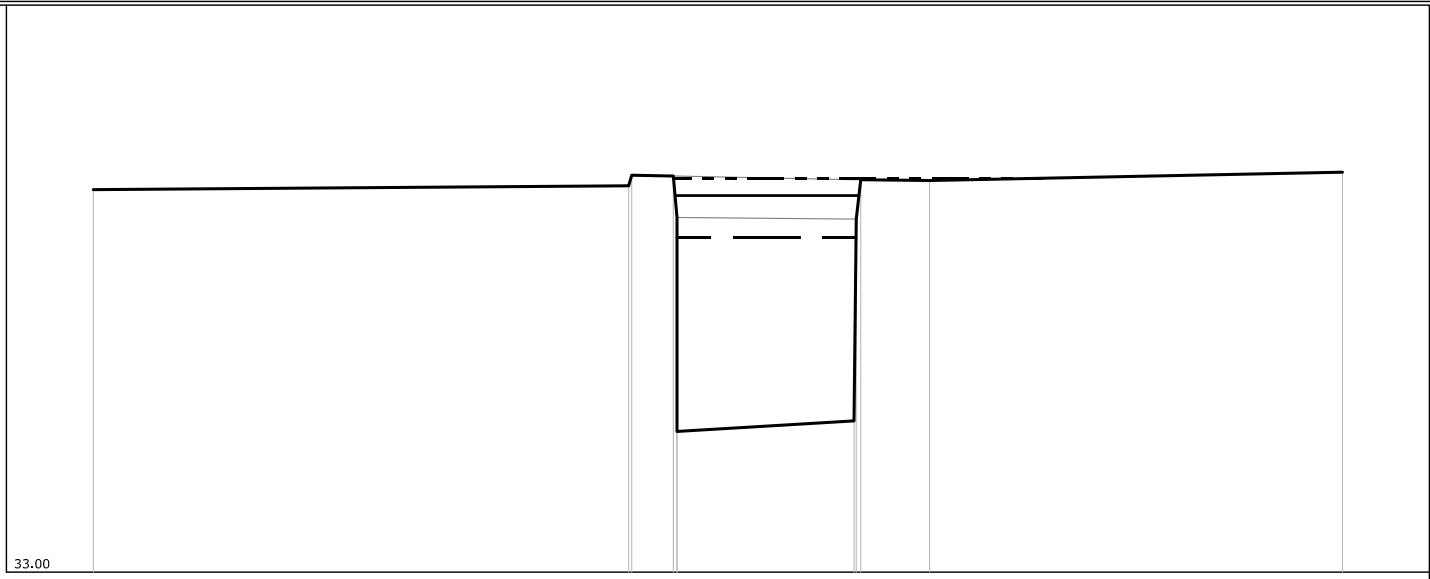
LEGENDA:

TR30 H = 37.43 m. s.l.m. ———

TR200 H = 37.98 m. s.l.m. ———

TR500 H = 38.21 m. s.l.m. - - - - -

SCALA DISTANZE 1:100
 SCALA QUOTE 1:100



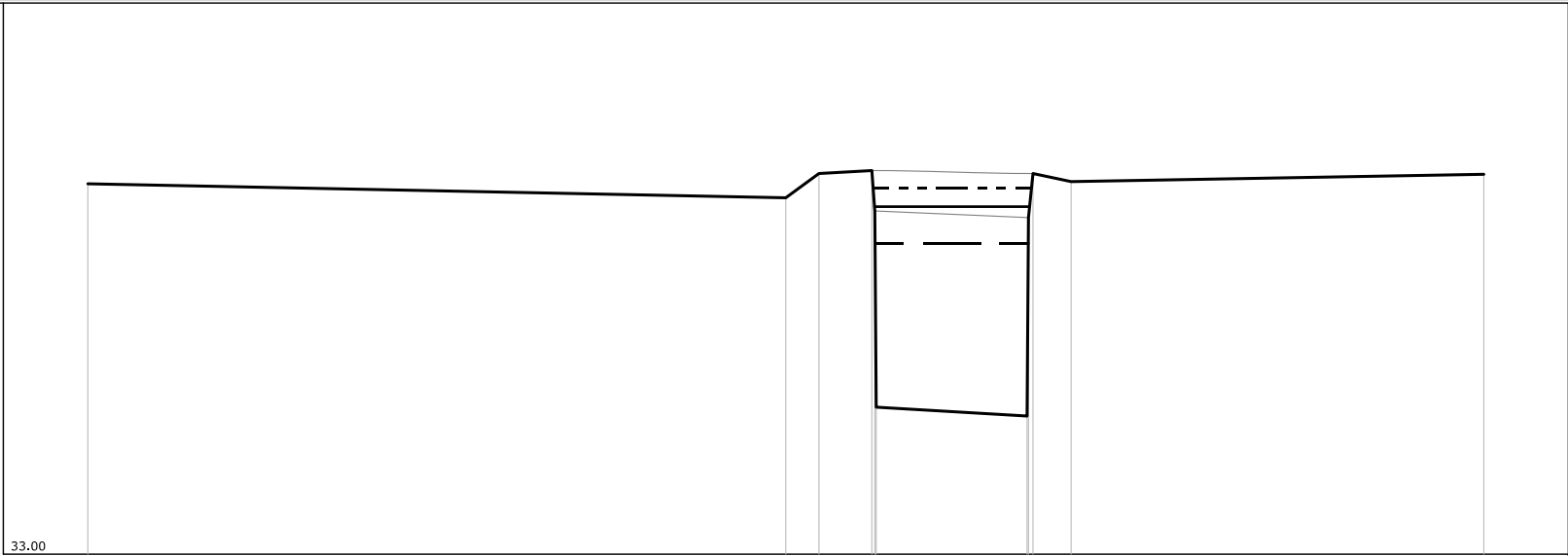
PUNTI	1	2	4	7	10	11
QUOTE [m s.l.m.]	38.06	38.11	38.24	35.00	38.18	36.29
DISTANZE PROGRESSIVE [m]	0.00	7.08	7.67	10.06	11.06	16.52
DISTANZE PARZIALI [m]		7.08	0.55	2.34	0.91	5.46

Fosso df Bonascola
 SEZIONE N° 00002PC16

LEGENDA:

- TR30 H =37.23 m. s.l.m.
- TR200 H =37.73 m. s.l.m.
- TR500 H =37.98 m. s.l.m.

SCALA DISTANZE 1:100
 SCALA QUOTE 1:100



PUNTI	1		2	3	4		7	10		11
QUOTE [m s.l.m.]	38.04		37.85	38.18	38.22		34.88	38.07		38.17
DISTANZE PROGRESSIVE [m]	0.00		9.49	9.94	10.66		12.77	13.37		18.98
DISTANZE PARZIALI [m]		9.49		0.72		2.05	0.52		5.61	

Fosso di Spondarella

Canale di Bonascola con Spondarella
 SEZIONE N° 00020PC16


LEGENDA:

TR30 H = 45,08 m. s.l.m. _____

TR200 H = 45,63 m. s.l.m. _____

TR500 H = 45,69 m. s.l.m. - - - - -


SCALA DISTANZE 1:100
 SCALA QUOTE 1:100





PUNTI	1	2	5	6
QUOTE [m s.l.m.]	45,58	45,51	43,88	43,82
DISTANZE PROGRESSIVE [m]	0,00	4,43	5,43	6,36
DISTANZE PARZIALI [m]		4,43	0,90	0,93

Fosso di Spondarella
SEZIONE N° 00010PB16

LEGENDA:

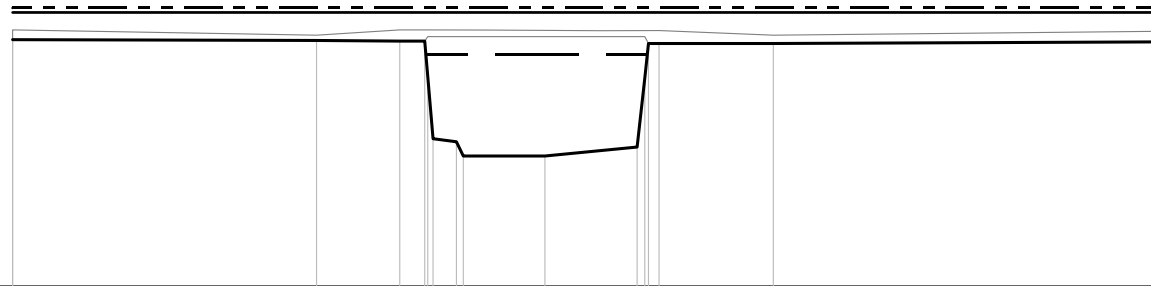
TR30 H =45.06 m. s.l.m. 

TR200 H =45.62 m. s.l.m. 

TR500 H =45.68 m. s.l.m. 

SCALA DISTANZE 1:100
SCALA QUOTE 1:100

42.00



PUNTI	1	3	4	5	8	10	11	13	14	15	16
QUOTE [m s.l.m.]	45.26	45.25	45.24	45.24	43.91	43.72	43.84	45.21	45.21	45.21	45.23
DISTANZE PROGRESSIVE [m]	0.00	4.02	5.12	5.45	5.87	7.04	8.26	8.81	8.85	10.06	15.11
DISTANZE PARZIALI [m]		4.02	1.10			1.08	1.22		1.51	5.05	

Canale di Bonascola con Spondarella
 SEZIONE N° 00000PB16

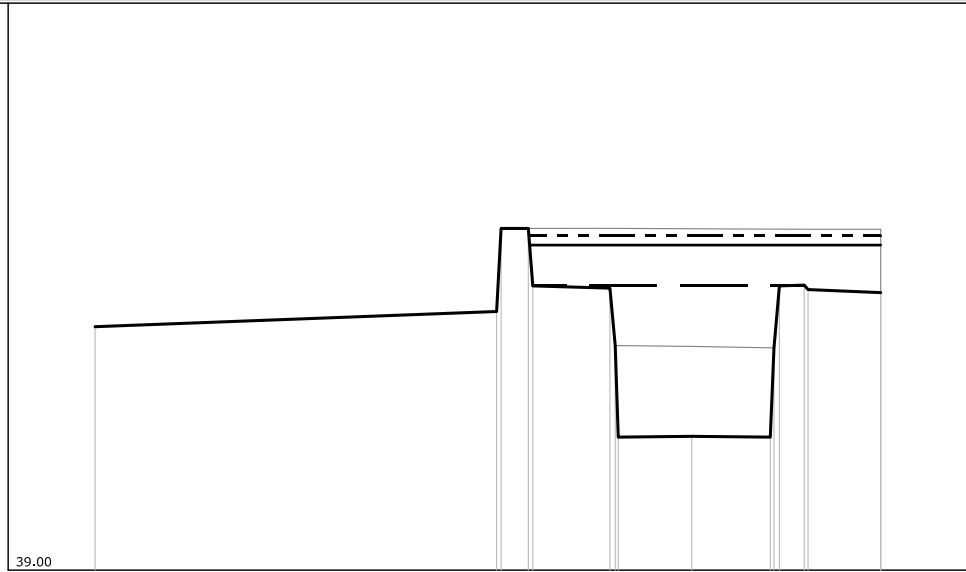
LEGENDA:

TR30 H = 42.77 m. s.l.m. ———

TR200 H = 43.30 m. s.l.m. ———

TR500 H = 43.42 m. s.l.m. - - - - -

SCALA DISTANZE 1:100
 SCALA QUOTE 1:100





PUNTI	1	2	4	6	9	10	12	13	15
QUOTE [m s.l.m.]	42.22	42.42	43.52	42.73	40.77	42.76	42.77	42.77	42.67
DISTANZE PROGRESSIVE [m]	0.00	5.31	5.73	6.81	7.89	8.03	9.38		10.39
DISTANZE PARZIALI [m]		5.31		1.02	0.97	1.04		0.96	

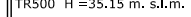
Fosso del Topo

Fosso del Topo
 SEZIONE N° 00021PC16

LEGENDA:

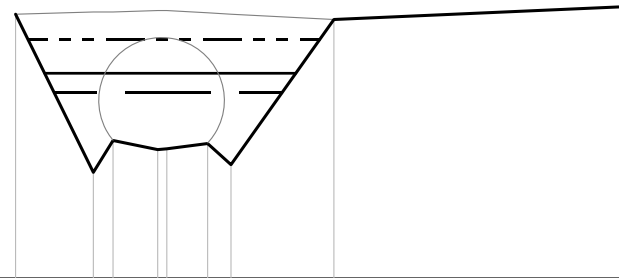
TR30 H =34.45 m. s.l.m. 

TR200 H =34.71 m. s.l.m. 

TR500 H =35.15 m. s.l.m. 

SCALA DISTANZE 1:100
 SCALA QUOTE 1:100

32.00



PUNTI	1	2	3	4	6	7	8	9
QUOTE [m s.l.m.]	35.49	33.40	33.82	33.70	33.78	33.50	35.42	35.59
DISTANZE PROGRESSIVE [m]	0.00	1.03	1.29	1.88	2.54	2.85	4.21	8.05
DISTANZE PARZIALI [m]		1.03	0.59	0.54		1.36	3.84	

Fosso del Topo
SEZIONE N° 00005PB16

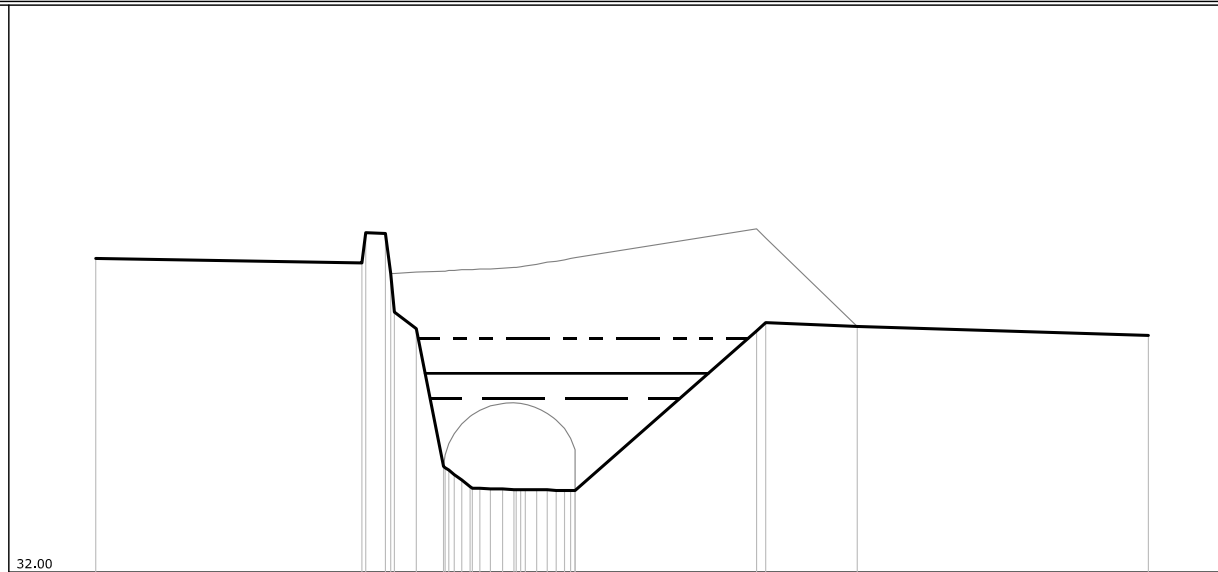
LEGENDA:

TR30 H = 34.29 m. s.l.m. ———

TR200 H = 34.63 m. s.l.m. ———

TR500 H = 35.09 m. s.l.m. - - - - -

SCALA DISTANZE 1:100
SCALA QUOTE 1:100



PUNTI	1	2	4	7	8	11	13	15	17	18	22	23	24	26	29	31	32
QUOTE [m s.l.m.]	36.15	36.09	36.48	35.22	33.49	33.47	33.45	33.43	33.41	33.39	33.09	33.08	33.08	33.08	35.19	35.25	35.13
DISTANZE PROGRESSIVE [m]	0.00	3.52	3.83	4.24	4.92	5.06	5.22	5.38	5.53	5.69	5.85	6.01	6.17	6.28	8.74	10.07	13.92
DISTANZE PARZIALI [m]		3.52													2.40	1.21	3.85

Canale di Fossola

Canale Fossola
 SEZIONE N° 00165__16

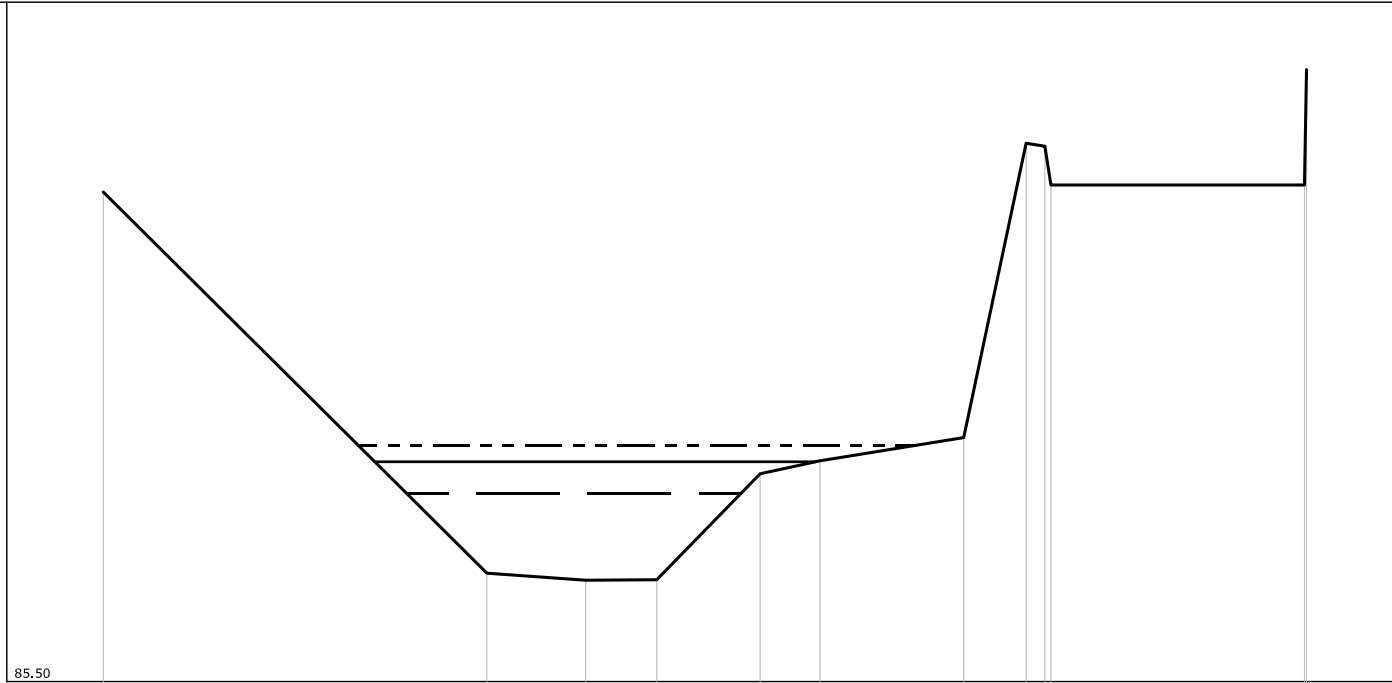
LEGENDA:

TR30 H =89,22 m. s.l.m. _____

TR200 H =89,86 m. s.l.m. _____

TR500 H =90,18 m. s.l.m. - - - - -

SCALA DISTANZE 1:150
 SCALA QUOTE 1:150



85.50

PUNTI	3	4	5	6	7	8	9	10	11	13
QUOTE [m s.l.m.]	95.21	87.65	87.51	87.52	89.62	89.88	90.34	96.18	96.12	95.35
DISTANZE PROGRESSIVE [m]	23.42	31.03	32.99	34.40	36.45	37.64	40.49	41.73	42.10	47.25
DISTANZE PARZIALI [m]		7.61	1.96	1.41	2.05	1.19	2.85	1.24		5.03

Canale Fossola
SEZIONE N° 00163PB16

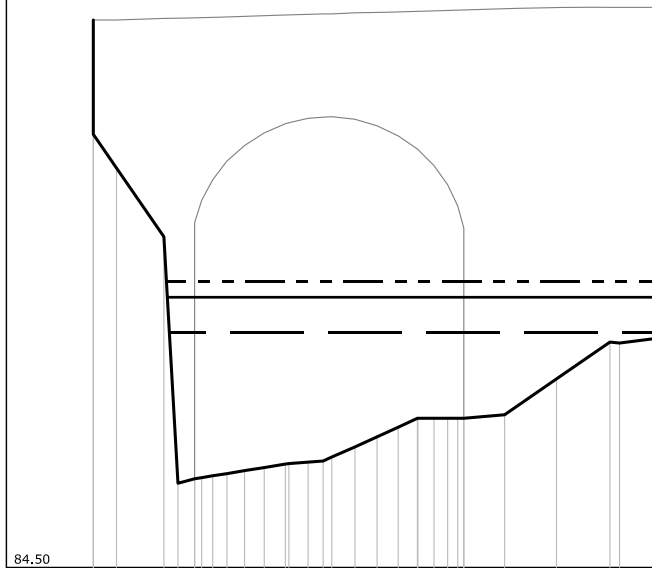
LEGENDA:

TR30 H =89.15 m. s.l.m. _____

TR200 H =89.86 m. s.l.m. _____

TR500 H =90.18 m. s.l.m. - - - - -

SCALA DISTANZE 1:150
SCALA QUOTE 1:150



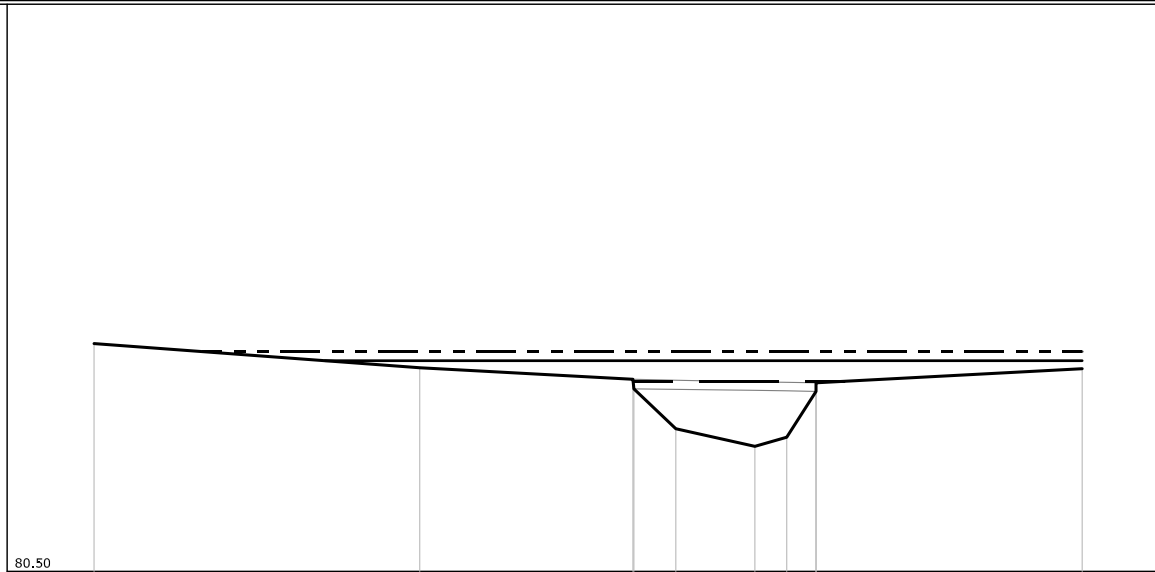
PUNTI	1	3	4	5	6	9	10	11	12	13	15	16	18	19	20	21	22	23	24	25	28	29	30	31	32
QUOTE [m s.l.m.]	95.36	92.42	91.06	86.17	86.26	86.32	86.36	86.42	86.48	86.55	86.59	86.61	86.89	87.09	87.28	87.46	87.46	87.46	87.46	87.46	87.53	88.24	88.97	88.95	89.05
DISTANZE PROGRESSIVE [m]	0.00	0.46	1.40	1.68	2.01	2.37	2.65	3.00	3.39	3.81	4.26	4.56	5.19	5.63	6.05	6.43	6.76	7.03	7.23	7.23	8.16	9.19	10.24	10.34	11.22
DISTANZE PARZIALI [m]		0.94																			0.81	1.03	1.06	0.78	

Canale Fossola
 SEZIONE N° 00153PB16

LEGENDA:

- TR30 H = 84.27 m. s.l.m.
- TR200 H = 84.68 m. s.l.m.
- TR500 H = 84.86 m. s.l.m.

SCALA DISTANZE 1:150
 SCALA QUOTE 1:150



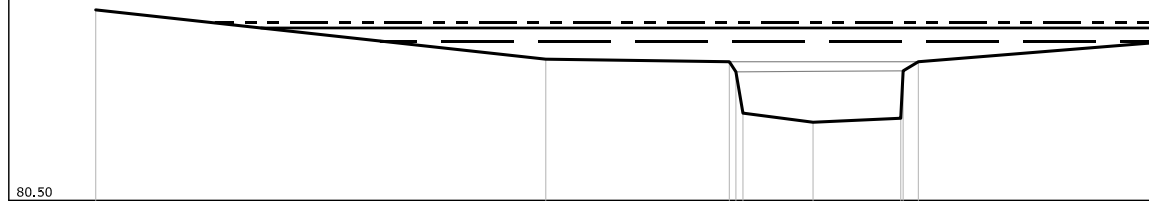
PUNTI	1	2	3	5	6	7	8	10
QUOTE [m s.l.m.]	85.02	84.54	84.31	83.33	82.98	83.16	84.07	84.52
DISTANZE PROGRESSIVE [m]	0.00	6.46	10.69	11.54	13.11	13.74	14.32	19.60
DISTANZE PARZIALI [m]		6.46	4.23	0.83	1.57			5.28

Canale Fossola
 SEZIONE N° 00153PC16

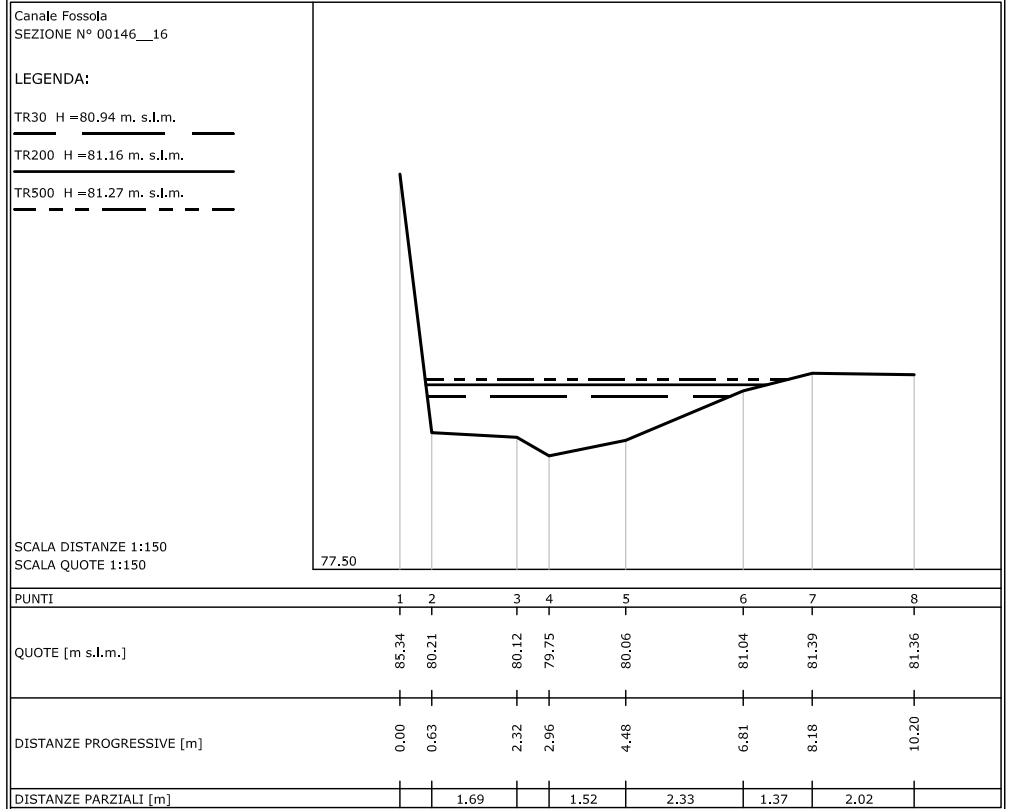
LEGENDA:

- TR30 H =83.66 m. s.l.m.
- TR200 H =83.92 m. s.l.m.
- TR500 H =84.02 m. s.l.m.

SCALA DISTANZE 1:150
 SCALA QUOTE 1:150



PUNTI	1	2	3	5	6	7	9	10
QUOTE [m s.l.m.]	84.28	83.30	83.25	82.23	82.05	82.13	83.25	83.63
DISTANZE PROGRESSIVE [m]	0.00	8.93	12.57	12.84	14.23	15.97	16.32	21.04
DISTANZE PARZIALI [m]		8.93	3.64	1.39	1.74	4.72		



Canale Fossola
 SEZIONE N° 00139BB16

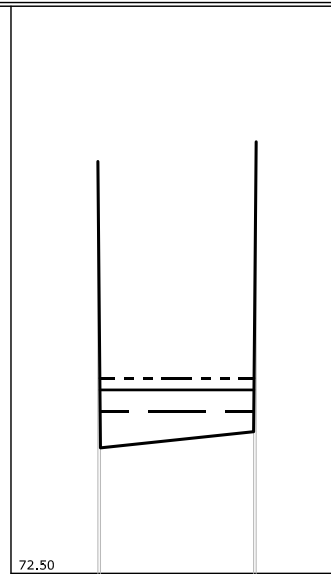
LEGENDA:

TR30 H = 75.72 m. s.l.m. ———

TR200 H = 76.14 m. s.l.m. ———

TR500 H = 76.37 m. s.l.m. - - - - -

SCALA DISTANZE 1:150
 SCALA QUOTE 1:150



PUNTI	1	3
QUOTE [m s.l.m.]	80.67	75.31
DISTANZE PROGRESSIVE [m]	0.00	3.09
DISTANZE PARZIALI [m]		3.04

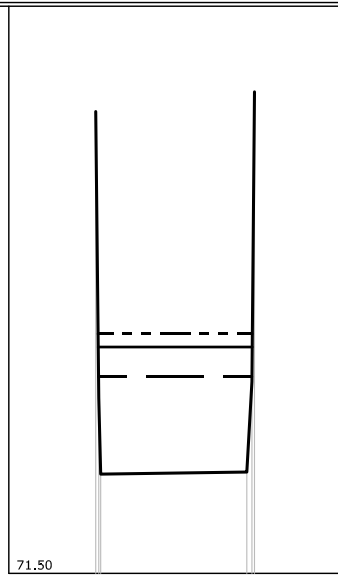
Canale Fossola
 SEZIONE N° 00139BC16

LEGENDA:

TR30 H =75.40 m. s.l.m. ———

TR200 H =75.99 m. s.l.m. ———

TR500 H =76.25 m. s.l.m. - - - - -




SCALA DISTANZE 1:150
 SCALA QUOTE 1:150


PUNTI	1	4
QUOTE [m s.l.m.]	80.66	73.51
DISTANZE PROGRESSIVE [m]	0.00	3.00
DISTANZE PARZIALI [m]		2.90

Canale Fossola
 SEZIONE N° 00120BB16

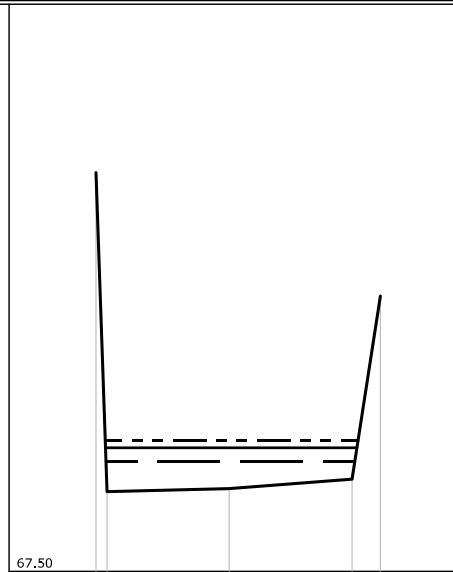
LEGENDA:

TR30 H = 69.68 m. s.l.m. 

TR200 H = 69.95 m. s.l.m. 

TR500 H = 70.09 m. s.l.m. 


SCALA DISTANZE 1:150
 SCALA QUOTE 1:150





PUNTI	1	2	3	4	5
QUOTE [m s.l.m.]		75.41 69.08	69.14	69.33	72.96
DISTANZE PROGRESSIVE [m]		0.00 0.22	2.64	5.08	5.64
DISTANZE PARZIALI [m]			2.42	2.44	

Canale Fossola
 SEZIONE N° 00120BC16

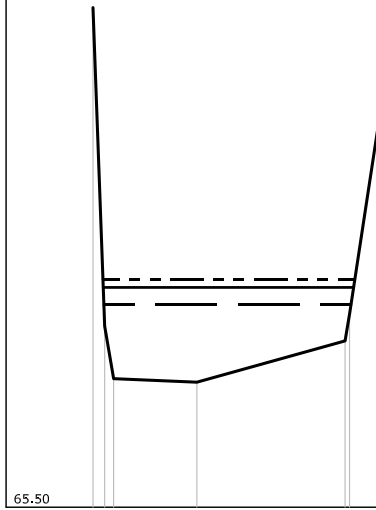
LEGENDA:

TR30 H = 69.52 m. s.l.m. 

TR200 H = 69.86 m. s.l.m. 

TR500 H = 70.02 m. s.l.m. 

SCALA DISTANZE 1:150
 SCALA QUOTE 1:150



PUNTI	1	2	4	5	7
QUOTE [m s.l.m.]	75.41	69.09	67.98	68.80	72.96
DISTANZE PROGRESSIVE [m]	0.00	0.23	2.06	5.00	5.64
DISTANZE PARZIALI [m]			1.65	2.94	

Canale Fossola
SEZIONE N° 00116BB16

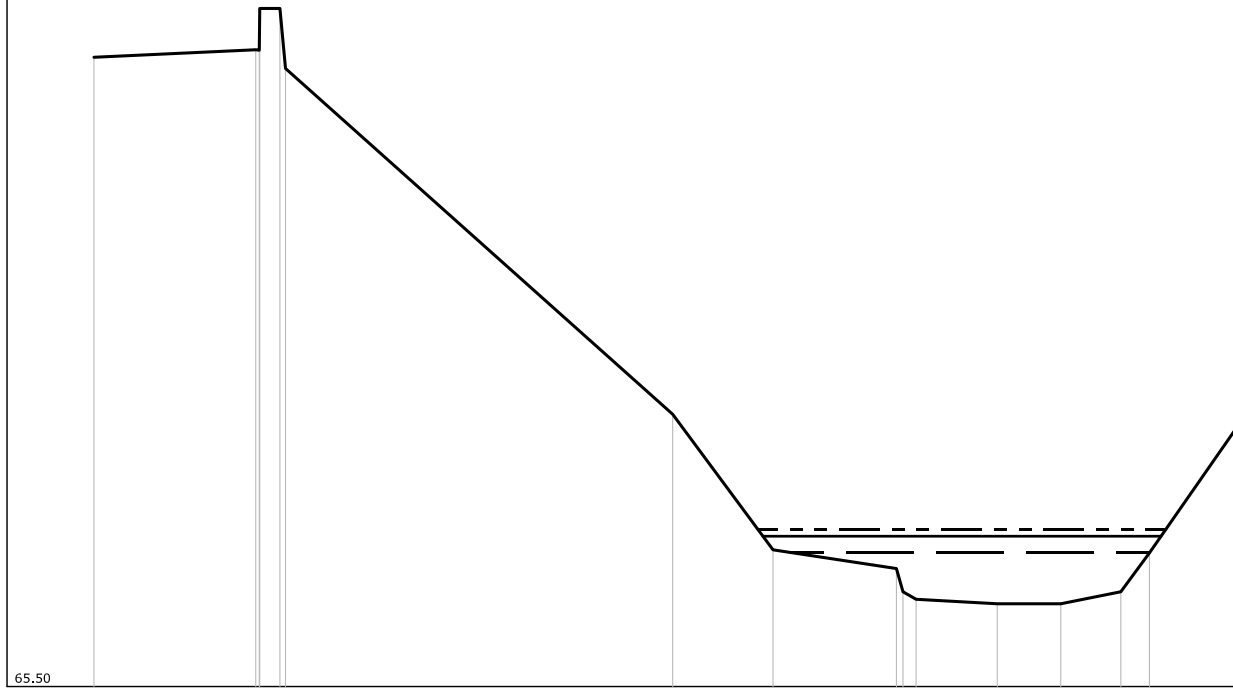
LEGENDA:

TR30 H = 68.16 m. s.l.m.

TR200 H = 68.48 m. s.l.m.

TR500 H = 68.62 m. s.l.m.

SCALA DISTANZE 1:150
SCALA QUOTE 1:150





PUNTI	1	2	5	7	8	9	11	12	13	14	15	16
QUOTE [m s.l.m.]	77.98	78.13	78.95	70.90	68.21	67.84	67.23	67.14	67.14	67.38	68.15	70.68
DISTANZE PROGRESSIVE [m]	0.00	3.21	3.69	11.48	13.47	15.92	16.31	17.92	19.18	20.37	20.94	22.70
DISTANZE PARZIALI [m]		3.21		7.68	1.99	2.45		1.61	1.26	1.19		1.76

Canale Fossola
SEZIONE N° 00116BC16

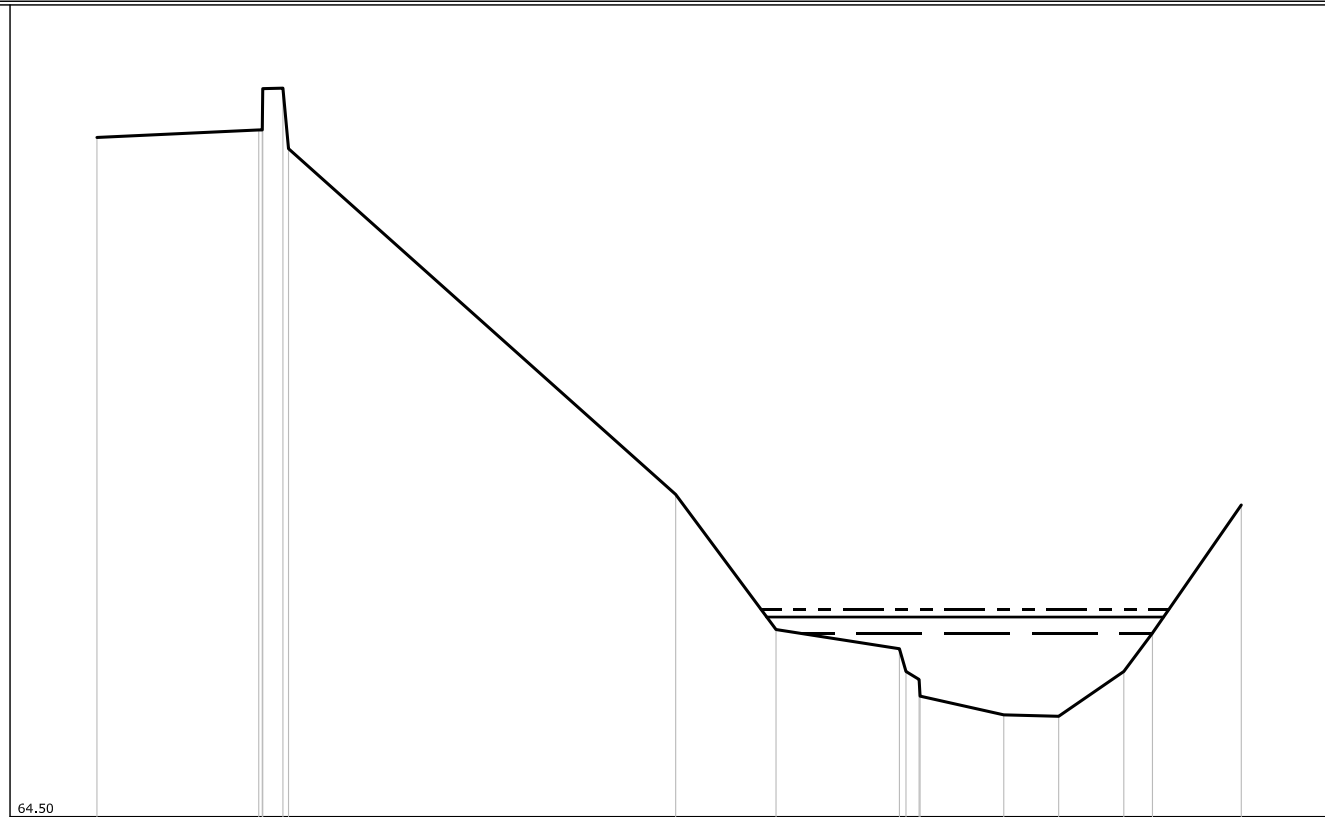
LEGENDA:

TR30 H = 68.13 m. s.l.m. 

TR200 H = 68.46 m. s.l.m. 

TR500 H = 68.61 m. s.l.m. 

SCALA DISTANZE 1:150
SCALA QUOTE 1:150





PUNTI	1	2	5	7	8	9	11	13	14	15	16	17
QUOTE [m s.l.m.]	77.97	78.12	78.95	70.89	68.21	67.83	67.22	66.52	66.49	67.38	68.14	70.68
DISTANZE PROGRESSIVE [m]	0.00	3.21	3.69	11.48	13.47	15.92	16.31	17.99	19.08	20.37	20.94	22.70
DISTANZE PARZIALI [m]		3.21		7.68	1.99	2.45		1.66	1.09	1.29		1.76

Canale Fossola
SEZIONE N° 00110BB16

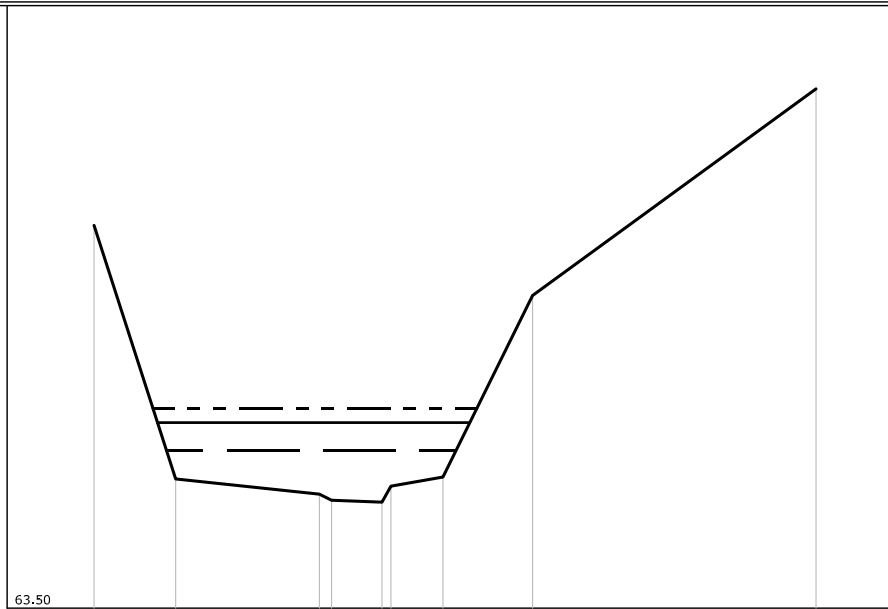
LEGENDA:

TR30 H = 66.62 m. s.l.m. 

TR200 H = 67.18 m. s.l.m. 

TR500 H = 67.46 m. s.l.m. 

SCALA DISTANZE 1:150
SCALA QUOTE 1:150



PUNTI	1	2	3	4	5	6	7	8	9
QUOTE [m s.l.m.]	71.09	66.06	65.76	65.64	65.60	65.92	66.10	69.70	73.80
DISTANZE PROGRESSIVE [m]	0.00	1.62	4.47	4.71	5.71	5.89	6.92	8.70	14.32
DISTANZE PARZIALI [m]		1.62	2.85	1.00	1.03	1.78	5.62		

Canale Fossola
SEZIONE N° 00110BC16

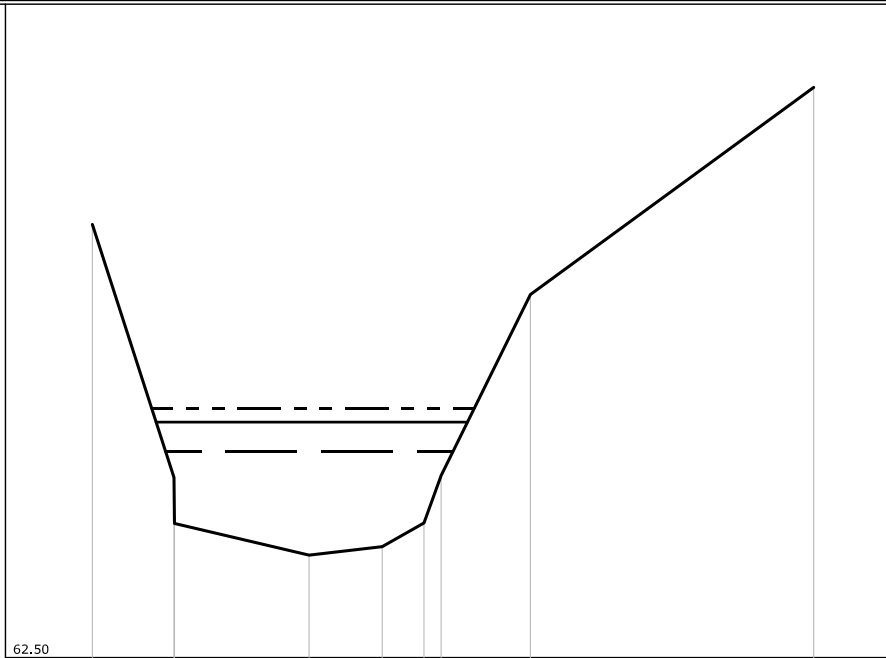
LEGENDA:

TR30 H =66.58 m. s.l.m. _____

TR200 H =67.17 m. s.l.m. _____

TR500 H =67.45 m. s.l.m. _____

SCALA DISTANZE 1:150
SCALA QUOTE 1:150



PUNTI	1	2	4	5	6	7	8	9
QUOTE [m s.l.m.]	71.09	66.07	64.53	64.70	65.17	66.11	69.70	73.81
DISTANZE PROGRESSIVE [m]	0.00	1.62	4.30	5.75	6.58	6.92	8.69	14.31
DISTANZE PARZIALI [m]		1.62	2.67	1.45	0.83	1.77	5.62	

Canale Fossola
SEZIONE N° 00106PB16

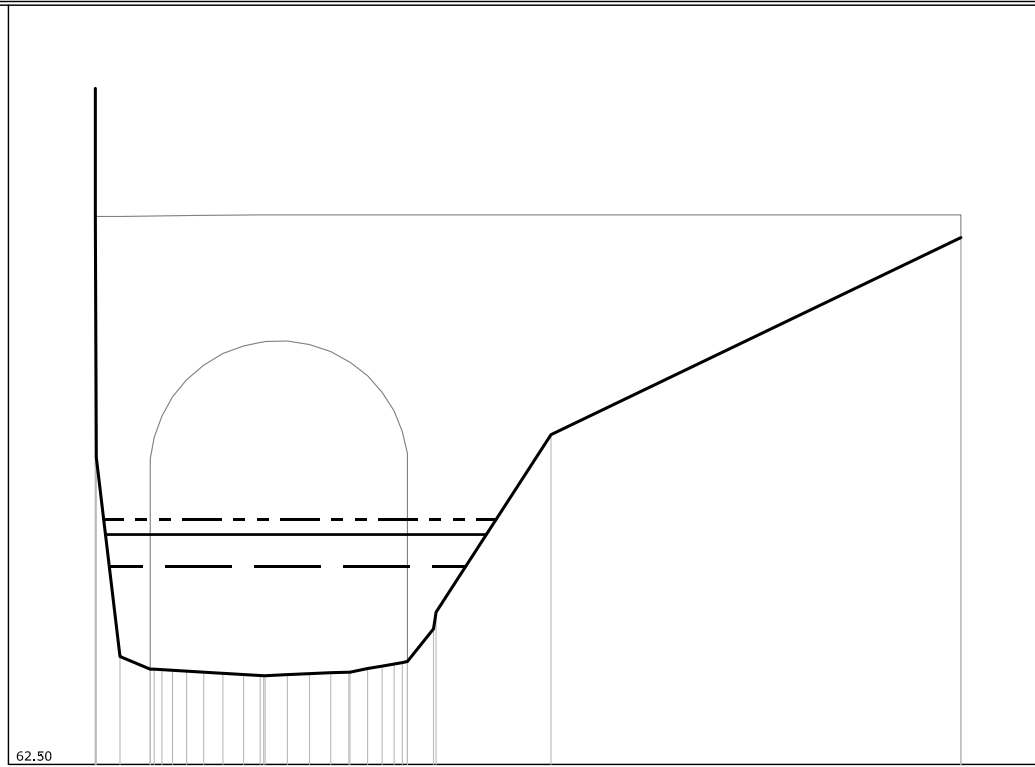
LEGENDA:

TR30 H =66.43 m. s.l.m. ————

TR200 H =67.06 m. s.l.m. ————

TR500 H =67.35 m. s.l.m. - - - - -

SCALA DISTANZE 1:150
SCALA QUOTE 1:150



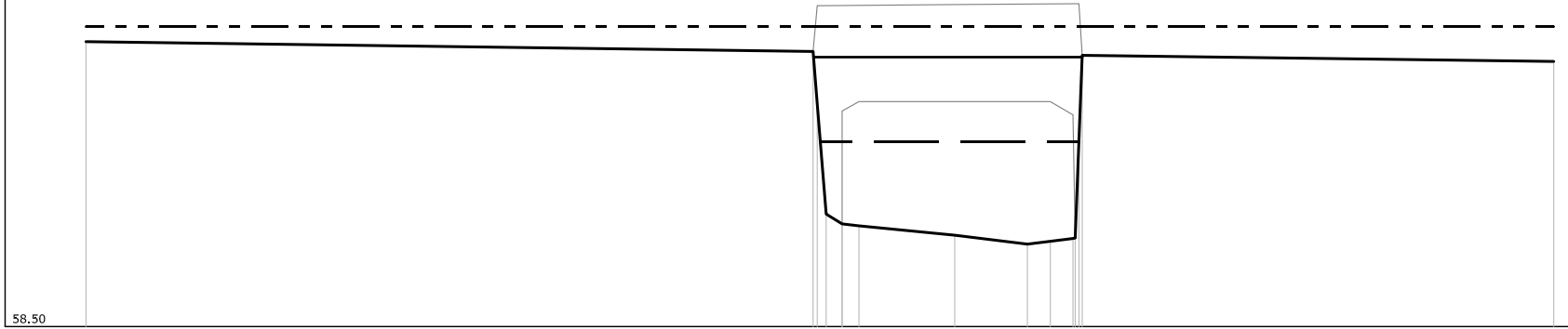
PUNTI	1	4	5	8	9	10	11	12	13	14	17	18	19	20	22	23	24	26	28	30	31
QUOTE [m s.l.m.]	75.91	64.64	64.39	64.38	64.36	64.35	64.33	64.31	64.28	64.26	64.28	64.30	64.32	64.33	64.40	64.45	64.54	65.19	69.04	72.95	
DISTANZE PROGRESSIVE [m]	0.00	0.49	1.09	1.32	1.53	1.81	2.15	2.53	2.94	3.27	3.81	4.25	4.67	5.03	5.40	5.69	6.13	6.71	9.04	17.17	
DISTANZE PARZIALI [m]																			2.28	8.13	

Canale Fossola
SEZIONE N° 00087PB16

LEGENDA:

- TR30 H =62.44 m. s.l.m.
- TR200 H =64.25 m. s.l.m.
- TR500 H =64.90 m. s.l.m.

SCALA DISTANZE 1:150
SCALA QUOTE 1:150



PUNTI	1			2	4	5	7		8		9	10	11	14		15
QUOTE [m s.l.m.]	64.58			64.37	60.90	60.69	60.65		60.45		60.26	60.32	60.38	64.25		64.16
DISTANZE PROGRESSIVE [m]	0.00			15.50	15.78	16.12	16.48		18.52		20.07	20.56	21.04	21.24		31.29
DISTANZE PARZIALI [m]		15.50						2.04		1.55					10.05	

Canale Fossola
 SEZIONE N° 00087PC16

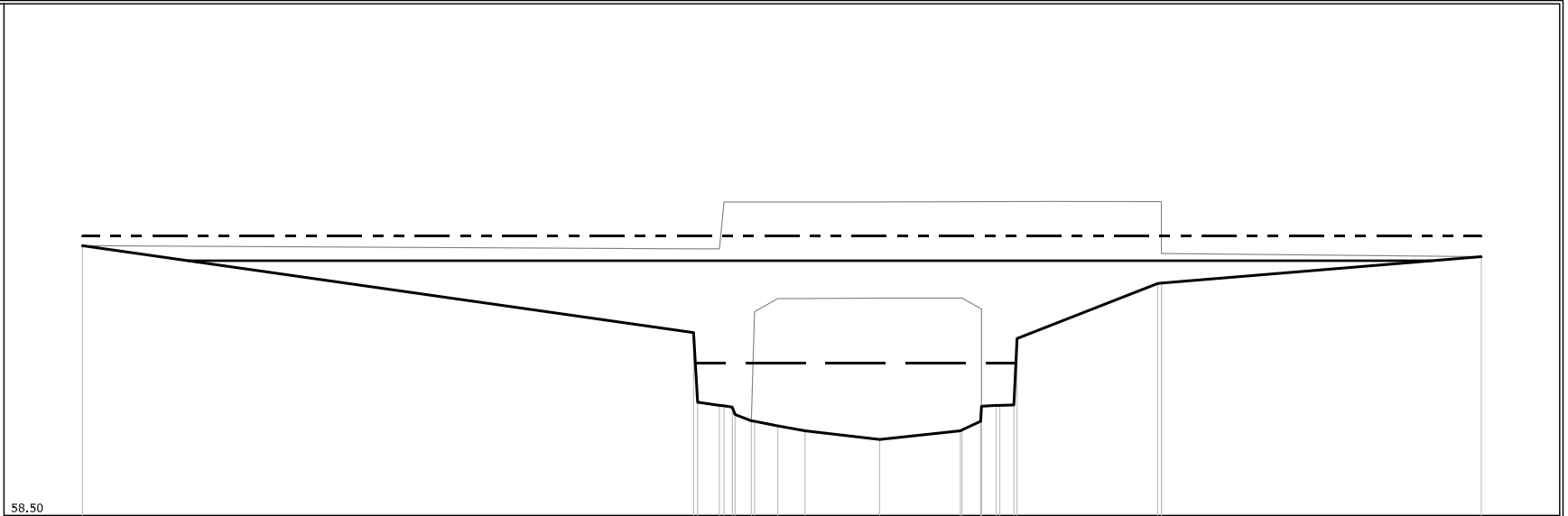
LEGENDA:

TR30 H =61.85 m. s.l.m. _____

TR200 H =64.10 m. s.l.m. _____

TR500 H =64.64 m. s.l.m. - - - - -

SCALA DISTANZE 1:150
 SCALA QUOTE 1:150



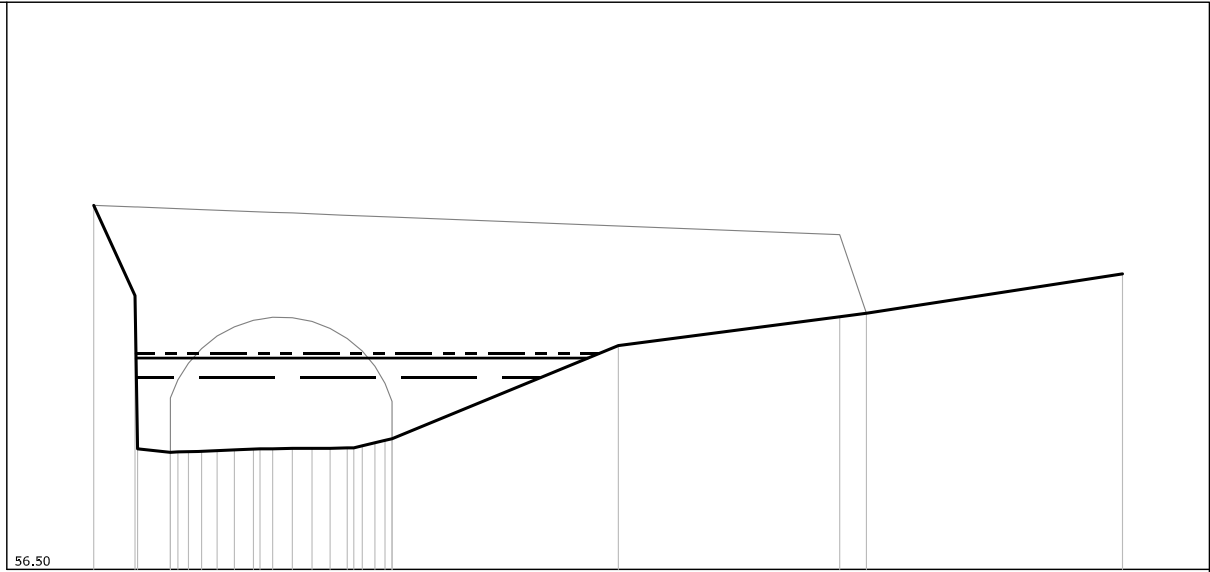
PUNTI	1	2	4	6	8	10	11	12	13	15	18	20	22	25
QUOTE [m s.l.m.]	64.43	62.52	60.92	60.88	60.58	60.47	60.36	60.17	60.36	60.57	60.92	60.93	63.60	64.19
DISTANZE PROGRESSIVE [m]	0.00	13.43	14.00	14.28	14.70	15.28	15.88	17.52	19.29	19.74	20.08	20.47	23.63	30.74
DISTANZE PARZIALI [m]		13.43						1.64	1.77				3.09	7.03

Canale Fossola
SEZIONE N° 00083PC16

LEGENDA:

- TR30 H =60.30 m. s.l.m.
- TR200 H =60.69 m. s.l.m.
- TR500 H =60.78 m. s.l.m.

SCALA DISTANZE 1:150
SCALA QUOTE 1:150



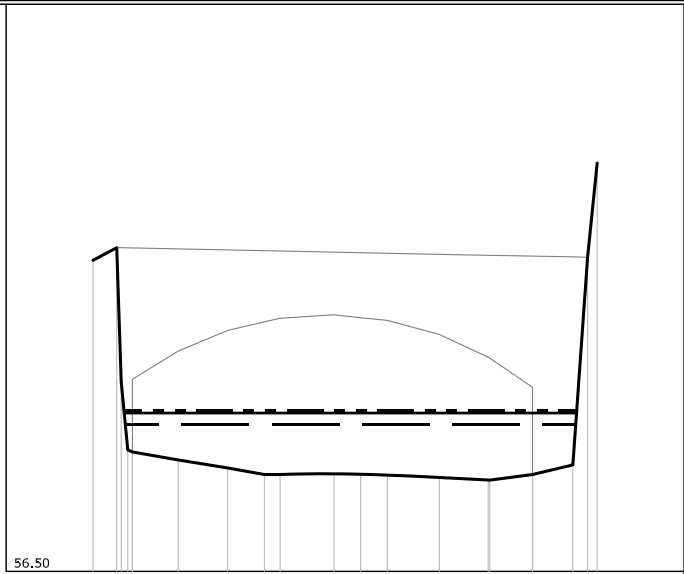
PUNTI	1	2	4	7	8	9	10	11	13	14	15	16	17	18	19	20	21	24	25	26	27
QUOTE [m s.l.m.]	63.72	61.93	58.82	58.83	58.84	58.86	58.87	58.88	58.89	58.90	58.90	58.91	58.91	58.91	58.91	58.91	58.91	60.94	61.51	61.58	62.36
DISTANZE PROGRESSIVE [m]	0.00	0.82	1.52	1.88	2.14	2.45	2.79	3.17	3.55	3.94	4.33	4.69	5.03	5.38	5.78	6.18	6.58	10.41	14.80	15.33	20.41
DISTANZE PARZIALI [m]	0.82																	4.49	4.39		5.08

Canale Fossola
SEZIONE N° 00081PC16

LEGENDA:

- TR30 H = 59.41 m. s.l.m.
- TR200 H = 59.64 m. s.l.m.
- TR500 H = 59.70 m. s.l.m.

SCALA DISTANZE 1:150
SCALA QUOTE 1:150



PUNTI	1	2	4	7	8	9	10	11	12	13	14	15	17	19	20
QUOTE [m s.l.m.]	62.67	63.87	58.91	58.71	58.55	58.42	58.42	58.43	58.43	58.41	58.36	58.31	58.42	58.61	62.73
DISTANZE PROGRESSIVE [m]	0.00	0.47	0.69	1.69	2.67	3.40	3.71	4.78	5.31	5.84	6.87	7.84	8.72	9.52	10.00
DISTANZE PARZIALI [m]		0.47	0.91	0.98	0.73	1.07			1.03	0.97	0.85	0.80			

Canale Fossola
 SEZIONE N° 00070BB16

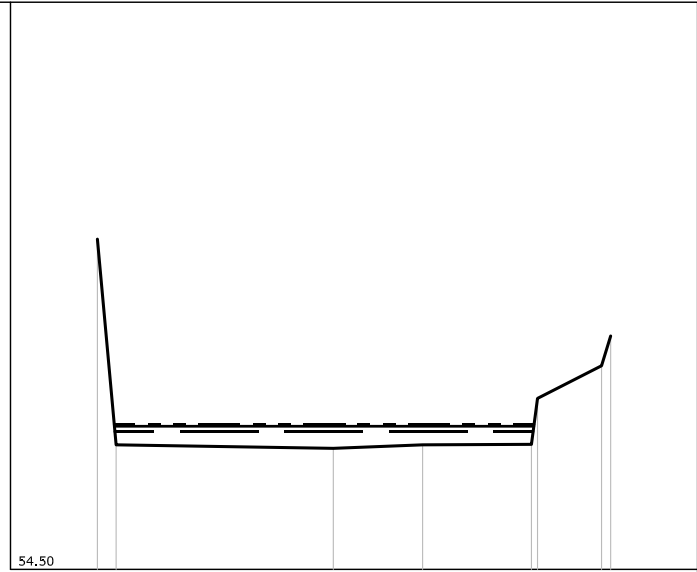
LEGENDA:

TR30 H =57.23 m. s.l.m. _____

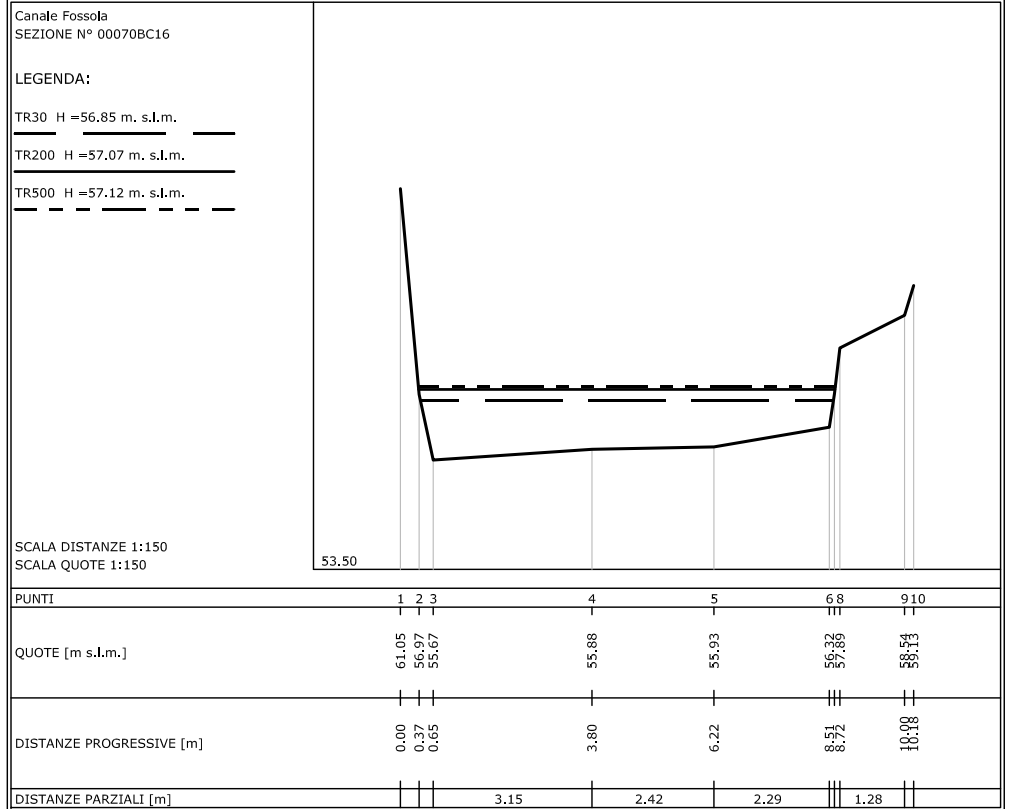
TR200 H =57.34 m. s.l.m. _____

TR500 H =57.37 m. s.l.m. - - - - -

SCALA DISTANZE 1:150
 SCALA QUOTE 1:150



PUNTI	1	2	3	4	5	78
QUOTE [m s.l.m.]	61.05	56.97	56.90	56.97	56.98	58.54
DISTANZE PROGRESSIVE [m]	0.00	0.37	4.68	6.45	8.61	10.08
DISTANZE PARZIALI [m]			4.31	1.77	2.16	1.27



Canale Fossola
 SEZIONE N° 00067BB16

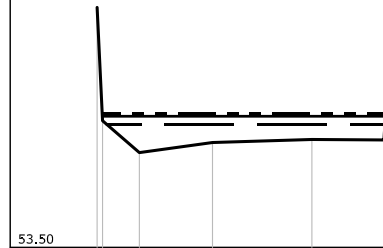
LEGENDA:

TR30 H = 55.94 m. s.l.m. ———

TR200 H = 56.10 m. s.l.m. ———

TR500 H = 56.15 m. s.l.m. - - - - -


SCALA DISTANZE 1:150
 SCALA QUOTE 1:150





PUNTI	1	3	4	5	6
QUOTE [m s.l.m.]	56.26	55.38	55.58	55.64	55.63
DISTANZE PROGRESSIVE [m]	0.00	0.84	2.29	4.26	5.69
DISTANZE PARZIALI [m]	0.73	1.45	1.97	1.43	

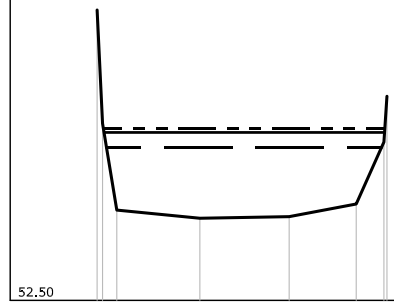
Canale Fossola
 SEZIONE N° 00067BC16

LEGENDA:

TR30 H = 55.53 m. s.l.m. 

TR200 H = 55.83 m. s.l.m. 

TR500 H = 55.91 m. s.l.m. 



SCALA DISTANZE 1:150
 SCALA QUOTE 1:150

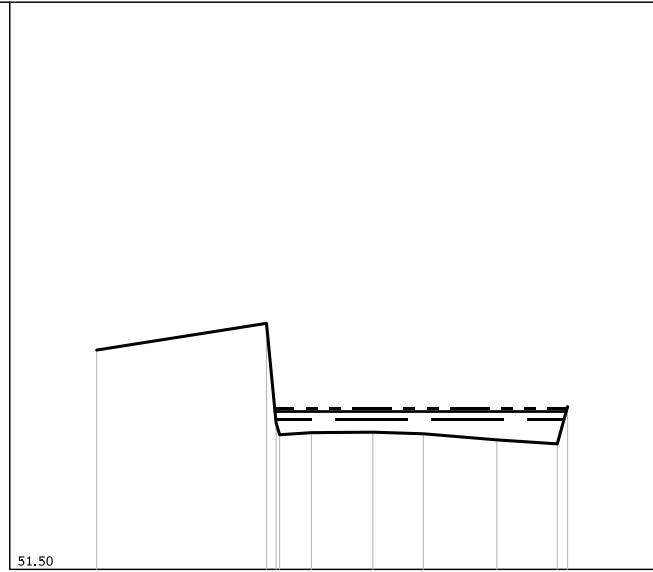
PUNTI	1	3	4	5	6	7
QUOTE [m s.l.m.]	56.26	54.29	54.13	54.16	54.41	55.64
DISTANZE PROGRESSIVE [m]	0.00	0.39	2.04	3.81	5.14	5.69
DISTANZE PARZIALI [m]		1.65	1.77	1.33		

Canale Fossola
SEZIONE N° 00063BB16

LEGENDA:

- TR30 H = 54.47 m. s.l.m.
- TR200 H = 54.63 m. s.l.m.
- TR500 H = 54.70 m. s.l.m.

SCALA DISTANZE 1:150
SCALA QUOTE 1:150



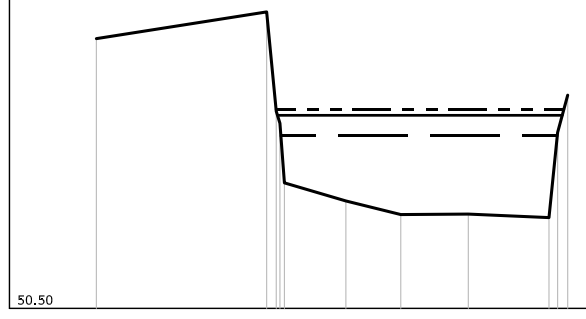
PUNTI	1	2	3	4	5	6	7	8	9	10
QUOTE [m s.l.m.]	55.85	54.73	54.71	54.21	54.22	54.19	54.07	53.99	54.73	
DISTANZE PROGRESSIVE [m]	0.00	3.37	4.26	5.48	6.48	7.94	9.14	9.34		
DISTANZE PARZIALI [m]		3.37	1.22	1.00	1.46	1.20				

Canale Fossola
 SEZIONE N° 00063BC16

LEGENDA:

- TR30 H = 53.92 m. s.l.m.
- TR200 H = 54.33 m. s.l.m.
- TR500 H = 54.45 m. s.l.m.


SCALA DISTANZE 1:150
 SCALA QUOTE 1:150





PUNTI	1	2	3	6	7	8	9	11
QUOTE [m s.l.m.]	55.85	56.38	54.31	52.63	52.36	52.37	52.30	54.73
DISTANZE PROGRESSIVE [m]	0.00	3.38	3.57	4.95	6.04	7.38	8.98	9.35
DISTANZE PARZIALI [m]		3.38	1.22	1.09	1.34	1.60		

Canale Fossola
 SEZIONE N° 00059BB16

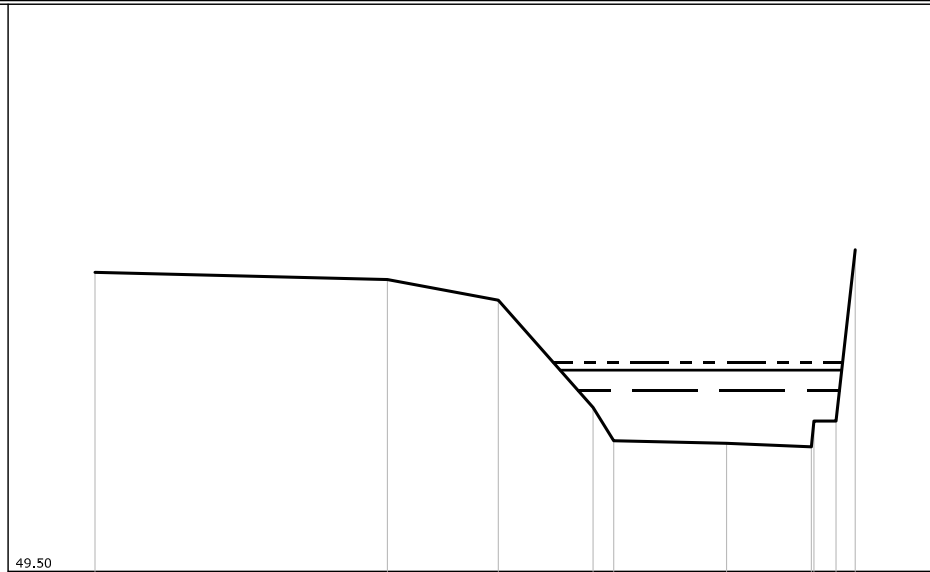
LEGENDA:

TR30 H = 53.08 m. s.l.m. 

TR200 H = 53.49 m. s.l.m. 

TR500 H = 53.65 m. s.l.m. 


SCALA DISTANZE 1:150
 SCALA QUOTE 1:150





PUNTI	1	2	3	4	5	6	7	9	10
QUOTE [m s.l.m.]	55.43	55.29	54.88	52.75	52.09	52.04	51.97	52.48	55.88
DISTANZE PROGRESSIVE [m]	0.00	5.80	8.00	9.88	10.29	12.53	14.21	14.70	15.08
DISTANZE PARZIALI [m]		5.80	2.20	1.88		2.24	1.68		

Canale Fossola
 SEZIONE N° 00059BC16

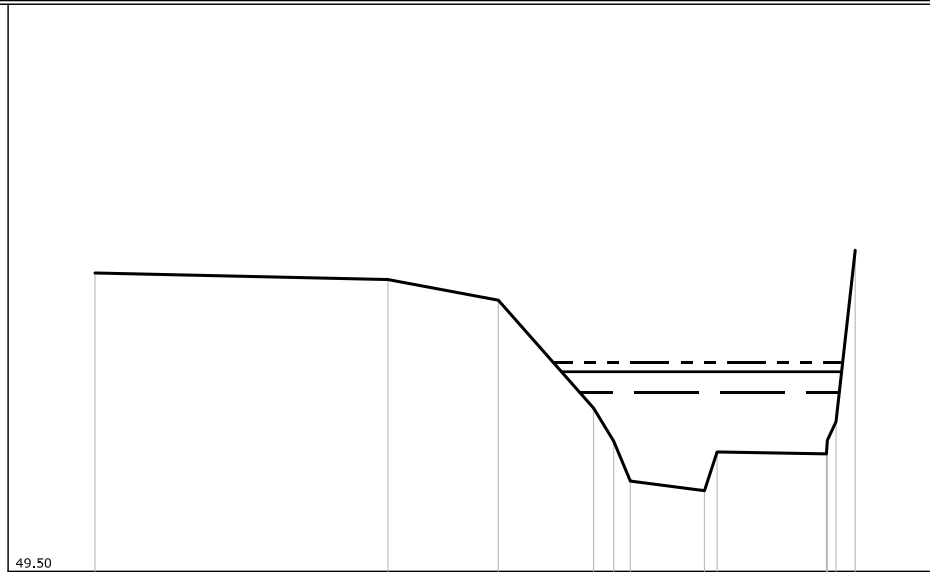
LEGENDA:

TR30 H = 53.05 m. s.l.m. 

TR200 H = 53.46 m. s.l.m. 

TR500 H = 53.64 m. s.l.m. 

SCALA DISTANZE 1:150
 SCALA QUOTE 1:150



PUNTI	1	2	3	4	5	6	7	8	9	11	12
QUOTE [m s.l.m.]	55.42	55.29	54.88	52.74	52.08	51.29	51.10	51.87	52.83	52.83	55.67
DISTANZE PROGRESSIVE [m]	0.00	5.81	8.00	9.89	10.29	10.62	12.09	12.34	14.70	14.70	15.08
DISTANZE PARZIALI [m]		5.81	2.19	1.89			1.47		2.17		

Canale Fossola
SEZIONE N° 00055BB16

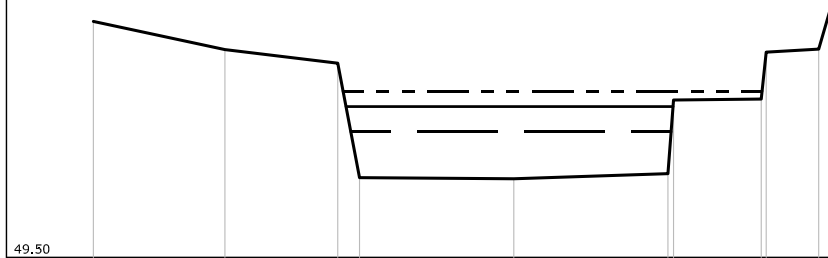
LEGENDA:

TR30 H =51.99 m. s.l.m. ————

TR200 H =52.49 m. s.l.m. ————

TR500 H =52.80 m. s.l.m. - - - - -

SCALA DISTANZE 1:150
SCALA QUOTE 1:150



PUNTI	1	2	3	4	5	6	8	10	11
QUOTE [m s.l.m.]	54.18	53.62	53.35	51.08	51.06	51.16	52.64	53.63	54.46
DISTANZE PROGRESSIVE [m]	0.00	2.61	4.85	5.28	8.34	11.40	13.25	14.39	14.63
DISTANZE PARZIALI [m]		2.61	2.24		3.06	3.06	1.74	1.04	

Canale Fossola
 SEZIONE N° 00055BC16

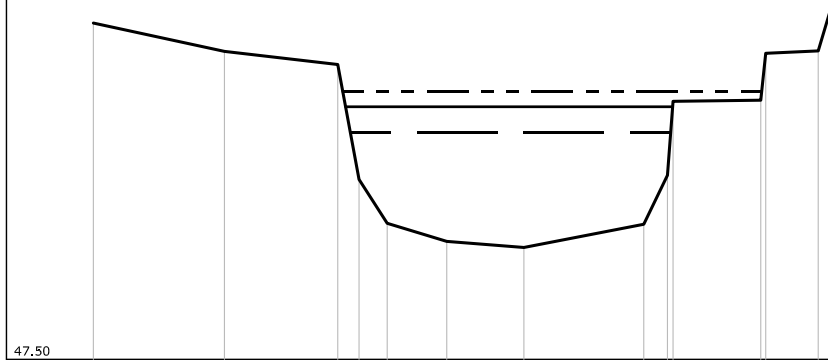
LEGENDA:

TR30 H =52.01 m. s.l.m. ————

TR200 H =52.51 m. s.l.m. ————

TR500 H =52.81 m. s.l.m. - - - - -

SCALA DISTANZE 1:150
 SCALA QUOTE 1:150



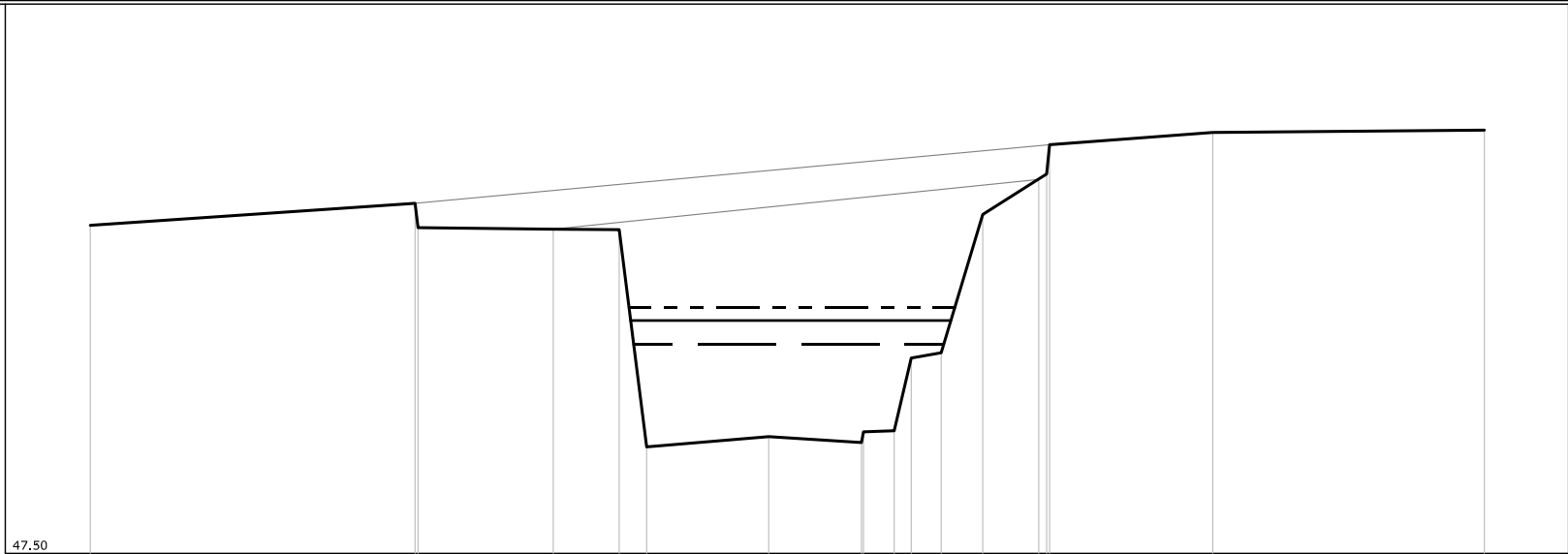
PUNTI	1	2	3	4	5	6	7	8	9	11	134
QUOTE [m s.l.m.]	54.17	53.61	53.35	51.07	50.20	49.84	49.72	50.18	51.15	52.64	53.62 54.46
DISTANZE PROGRESSIVE [m]	0.00	2.60	4.85	5.27	5.83	7.01	8.54	10.92	11.39	13.24	14.38 14.63
DISTANZE PARZIALI [m]		2.60	2.25		1.18	1.53	2.38		1.74	1.04	

Canale Fossola
SEZIONE N° 00051PB16

LEGENDA:

- TR30 H =51.78 m. s.l.m.
- TR200 H =52.27 m. s.l.m.
- TR500 H =52.53 m. s.l.m.


SCALA DISTANZE 1:150
SCALA QUOTE 1:150





PUNTI	2	3	5	6	7	8	9	11	12	13	14	19.7	18	19
QUOTE [m s.l.m.]	54.22	54.67	54.14	54.13	49.68	49.89	49.77	50.01	51.50	51.61	54.44	55.17 55.87	56.12	56.17
DISTANZE PROGRESSIVE [m]	10.75	17.40	20.23	21.58	22.14	24.64	26.54	27.21	27.56	28.17	29.02	30.17 30.39	33.73	39.29
DISTANZE PARZIALI [m]		6.65	2.77	1.35		2.50	1.90			0.85	1.15		3.34	5.56

Canale Fossola
SEZIONE N° 00051PC16

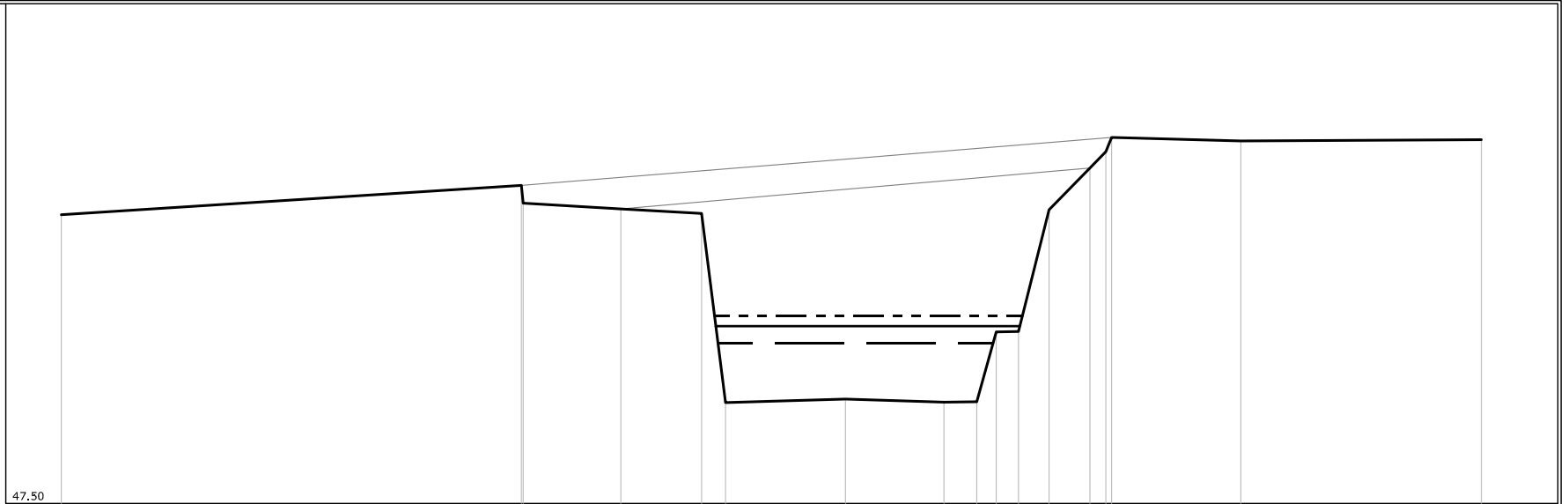
LEGENDA:

TR30 H =51.11 m. s.l.m. 

TR200 H =51.49 m. s.l.m. 

TR500 H =51.72 m. s.l.m. 

SCALA DISTANZE 1:150
SCALA QUOTE 1:150



PUNTI	2	3	5	6	7	8	9	10	11	12	13	14	15	17	18
QUOTE [m s.l.m.]	54.00	54.66	54.13	54.03	49.77	49.85	49.78	49.79	51.36	51.37	54.11	55.05	55.42	55.66	55.69
DISTANZE PROGRESSIVE [m]	10.66	21.03	23.27	25.09	25.63	28.33	30.55	31.29	31.73	32.23	32.92	33.84	34.20	37.24	42.66
DISTANZE PARZIALI [m]		10.37	2.20	1.82	2.70	2.22	0.74				0.92		2.91		5.42

Canale Fossola
 SEZIONE N° 00043BB16

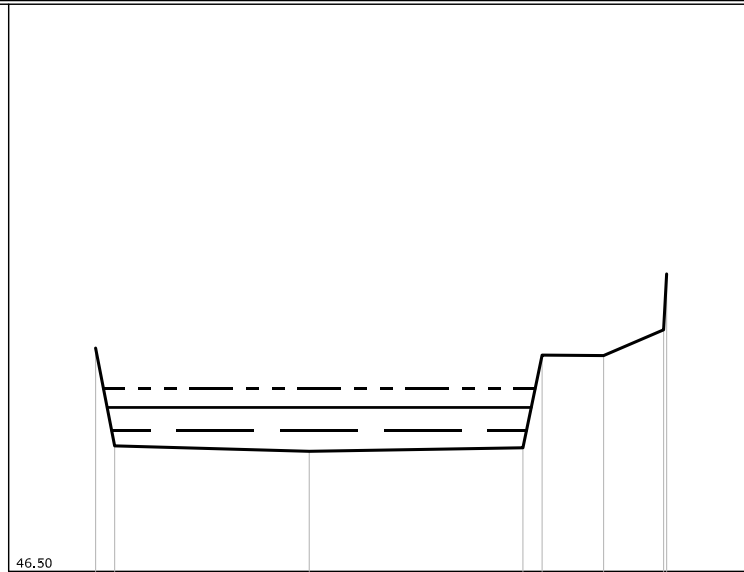
LEGENDA:

TR30 H =49.29 m. s.l.m. ———

TR200 H =49.75 m. s.l.m. ———

TR500 H =50.12 m. s.l.m. - - - - -

SCALA DISTANZE 1:150
 SCALA QUOTE 1:150



PUNTI	1	2	3	4	5	6	7
QUOTE [m s.l.m.]	50.93	48.99	48.88	48.95	50.79	50.78	51.29
DISTANZE PROGRESSIVE [m]	0.00	0.38	4.24	8.48	8.86	10.08	11.27
DISTANZE PARZIALI [m]			3.86	4.24	1.22	1.19	

Canale Fossola
 SEZIONE N° 00043BC16

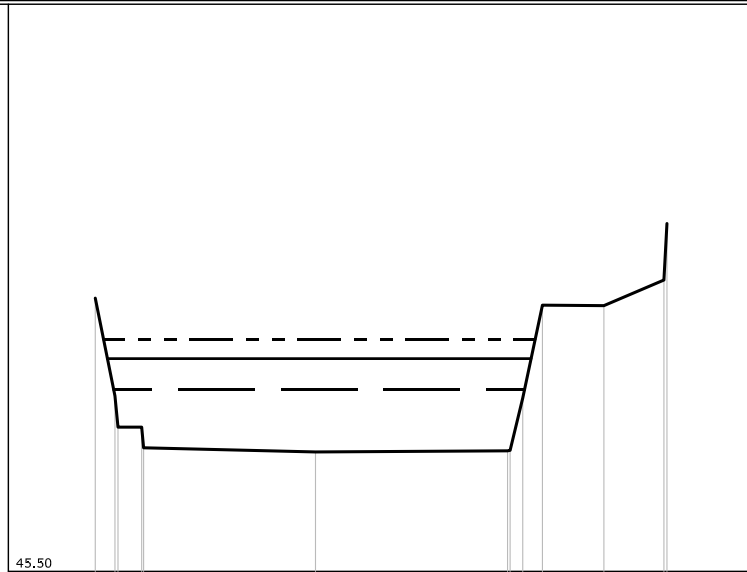
LEGENDA:

TR30 H =49.10 m. s.l.m. ———

TR200 H =49.72 m. s.l.m. ———

TR500 H =50.10 m. s.l.m. - - - - -

SCALA DISTANZE 1:150
 SCALA QUOTE 1:150



PUNTI	1	2	4	6	7	9	10	11	12
QUOTE [m s.l.m.]	50.92	48.98	48.36	47.87	47.89	48.94	50.78	50.77	51.28
DISTANZE PROGRESSIVE [m]	0.00	0.39	0.92	4.37	8.18	8.48	8.87	10.09	11.28
DISTANZE PARZIALI [m]				3.41	3.81			1.22	1.19

Canale Fossola
 SEZIONE N° 00043BD16

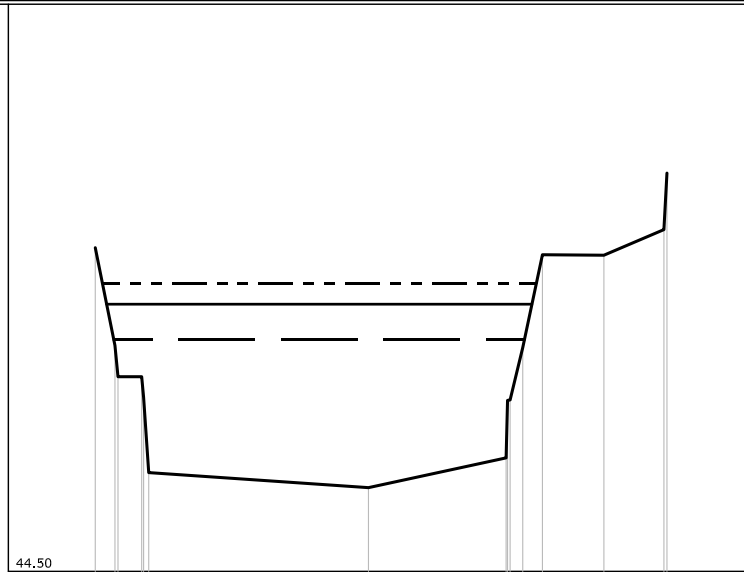
LEGENDA:

TR30 H =49.09 m. s.l.m. ———

TR200 H =49.80 m. s.l.m. ———

TR500 H =50.22 m. s.l.m. - - - - -

SCALA DISTANZE 1:150
 SCALA QUOTE 1:150



PUNTI	1	2	4	7	8	11	12	13	14
QUOTE [m s.l.m.]	50.92	48.98	48.36	46.16	46.75	48.94	50.78	50.77	51.28
DISTANZE PROGRESSIVE [m]	0.00	0.39	0.92	5.42	8.15	8.48	8.87	10.09	11.28
DISTANZE PARZIALI [m]				4.36	2.73		1.22	1.19	

Canale Fossola
 SEZIONE N° 00040PB16

LEGENDA:

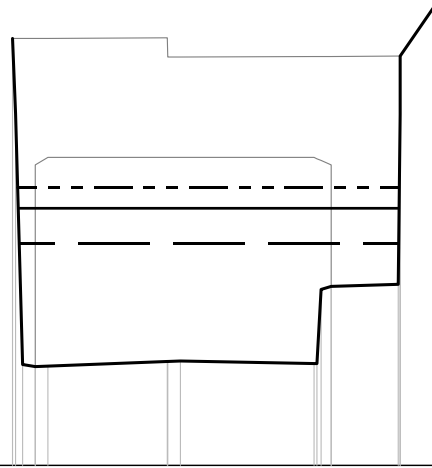
TR30 H =48.89 m. s.l.m. ———

TR200 H =49.60 m. s.l.m. ———

TR500 H =50.01 m. s.l.m. - - - - -

SCALA DISTANZE 1:150
 SCALA QUOTE 1:150


44.50





PUNTI	1	3	4	6	7	9	10	13	15	18
QUOTE [m s.l.m.]	48.90	48.90	46.46	46.47	46.56	46.57	46.52	46.05	48.09	53.64
DISTANZE PROGRESSIVE [m]	0.00	0.90	0.45	0.70	3.07	3.33	5.98	6.32	7.65	8.39
DISTANZE PARZIALI [m]					2.37		2.65		1.33	

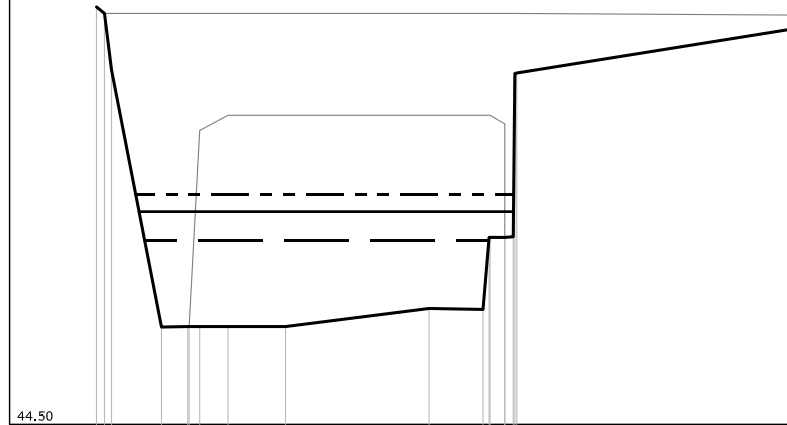
Canale Fossola
SEZIONE N° 00040PC16

LEGENDA:

TR30 H =48.15 m. s.l.m. 

TR200 H =48.72 m. s.l.m. 

TR500 H =49.05 m. s.l.m. 





SCALA DISTANZE 1:150
SCALA QUOTE 1:150


PUNTI	1	3	4	5	7	8	9	10	11	14	7	19
QUOTE [m s.l.m.]	52.78	51.53	46.43	46.44	46.44	46.44	46.44	46.80	46.78	49.21	51.76	52.34
DISTANZE PROGRESSIVE [m]	0.00	0.30	1.29	1.81	2.05	2.61	3.75	6.60	7.67	8.30		13.79
DISTANZE PARZIALI [m]		0.99				1.14	2.85	1.07			5.45	

Canale Fossola
SEZIONE N° 00028PB16

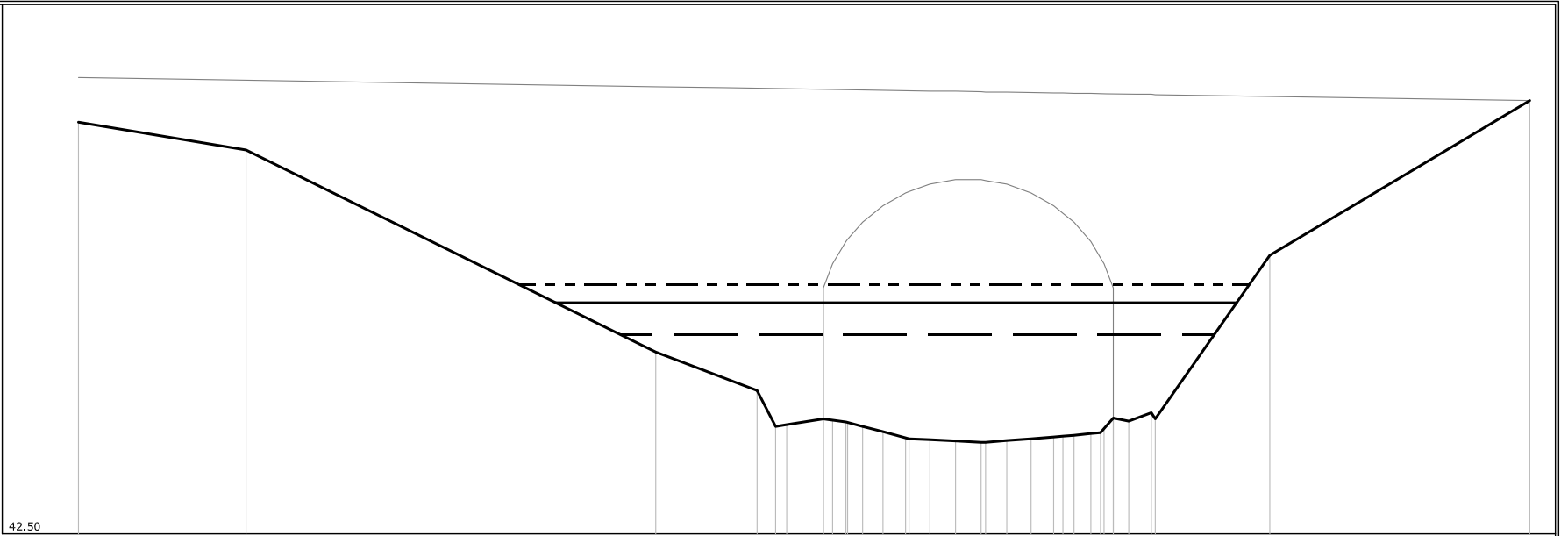
LEGENDA:

TR30 H =47.00 m. s.l.m. 

TR200 H =47.73 m. s.l.m. 

TR500 H =48.13 m. s.l.m. 


SCALA DISTANZE 1:150
SCALA QUOTE 1:150





PUNTI	1	2		3	4	5	6	7	9	10	12	13	14	16	17	18	20	21	22	23	24	25	26	28	30	31		33		34
QUOTE [m s.l.m.]	51.81	51.18		46.61	45.74	44.93	44.97	45.10	45.07	45.03	44.93	44.81	44.67	44.63	44.60	44.57	44.61	44.65	44.69	44.71	44.73	44.77	44.79	45.12	45.05	45.24		48.80		52.30
DISTANZE PROGRESSIVE [m]	0.00	3.79		13.06	15.35	15.77	16.02	16.85	17.06	17.36	17.74	18.20	18.71	19.26	19.84	20.42	21.00	21.55	22.09	22.29	22.52	22.73	23.12	23.41	23.76	24.27		26.95		32.83
DISTANZE PARZIALI [m]		3.79		9.27		2.29		0.83																			2.59		5.88	

Canale Fossola
SEZIONE N° 00028PC16

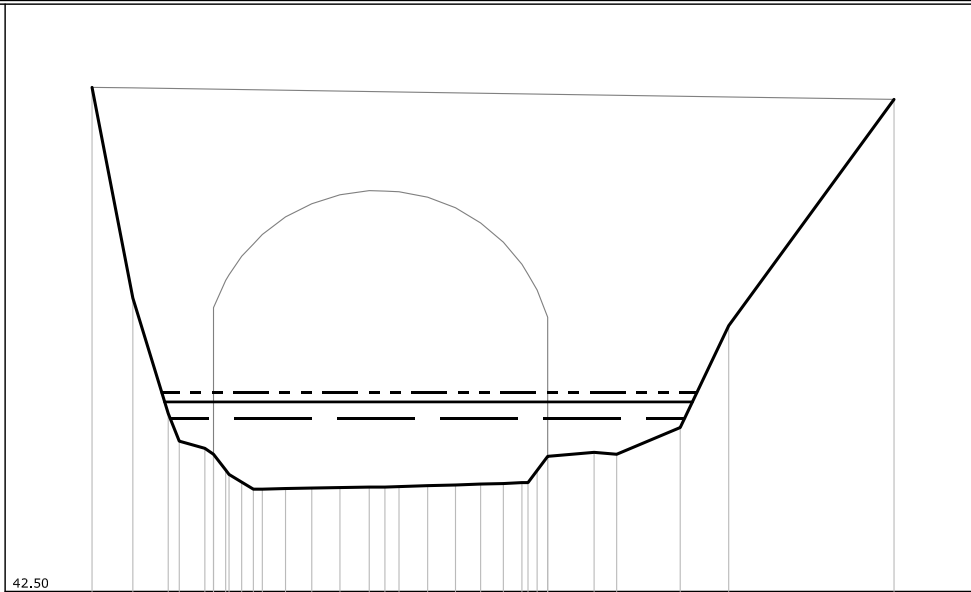
LEGENDA:

TR30 H = 45.94 m. s.l.m. 

TR200 H = 46.26 m. s.l.m. 

TR500 H = 46.44 m. s.l.m. 

SCALA DISTANZE 1:150
SCALA QUOTE 1:150



PUNTI	1	2	3	4	5	6	7	8	9	10	11	12	13	14	15	16	17	18	19	20	21	22	23	24	25	26	28	29	30	31	32
QUOTE [m s.l.m.]	52.50	48.32	46.98	45.98	45.34	44.91	44.67	44.53	44.54	44.55	44.56	44.57	44.57	44.58	44.60	44.61	44.63	44.64	44.66	44.66	44.68	45.18	45.26	45.22	45.75	47.77	52.26				
DISTANZE PROGRESSIVE [m]	0.00	0.81	1.53	1.73	2.24	2.65	2.97	3.20	3.84	4.36	4.92	5.50	5.81	6.09	6.66	7.21	7.71	8.16	8.53	8.83	9.08	9.96	10.41	11.67	12.63	15.91					
DISTANZE PARZIALI [m]	0.81																					0.92	1.26	0.96	3.28						

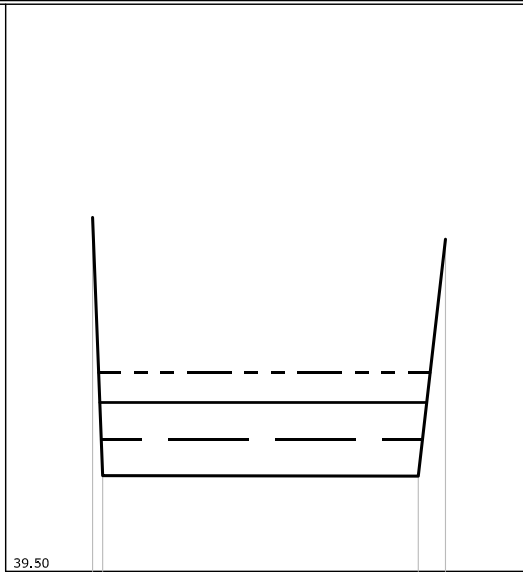
Canale Fossola
 SEZIONE N° 00011BB16

LEGENDA:

TR30 H =42.12 m. s.l.m. ————

TR200 H =42.85 m. s.l.m. ————

TR500 H =43.44 m. s.l.m. - - - - -



SCALA DISTANZE 1:150
 SCALA QUOTE 1:150

PUNTI	1	2	3	4
QUOTE [m s.l.m.]	46.52	41.40	41.39	46.09
DISTANZE PROGRESSIVE [m]	0.00	0.20	6.46	7.00
DISTANZE PARZIALI [m]		6.26		

Canale Fossola
 SEZIONE N° 00011BC16

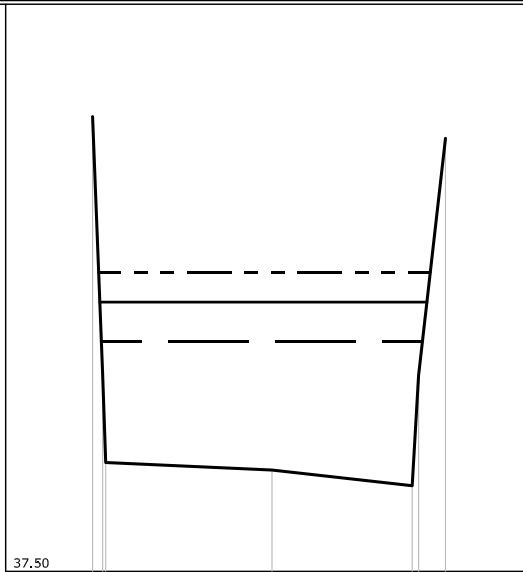
LEGENDA:

TR30 H =42.07 m. s.l.m. ————

TR200 H =42.84 m. s.l.m. ————

TR500 H =43.43 m. s.l.m. - - - - -


SCALA DISTANZE 1:150
 SCALA QUOTE 1:150





PUNTI	1	2	4	5	7
QUOTE [m s.l.m.]	46.52	41.40	39.51	39.20	46.09
DISTANZE PROGRESSIVE [m]	0.00	0.20	3.56	6.34	7.00
DISTANZE PARZIALI [m]			3.30	2.78	

Canale Fossola
SEZIONE N° 00010PC16

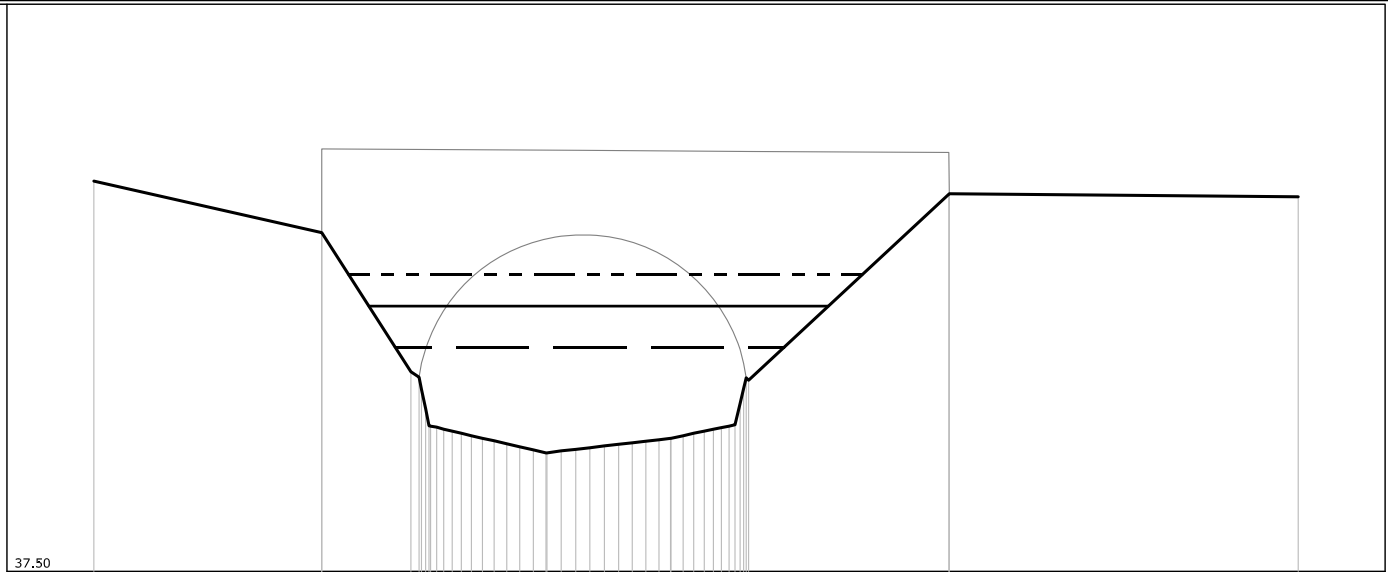
LEGENDA:

TR30 H = 41.95 m. s.l.m. 

TR200 H = 42.76 m. s.l.m. 

TR500 H = 43.38 m. s.l.m. 

SCALA DISTANZE 1:150
SCALA QUOTE 1:150

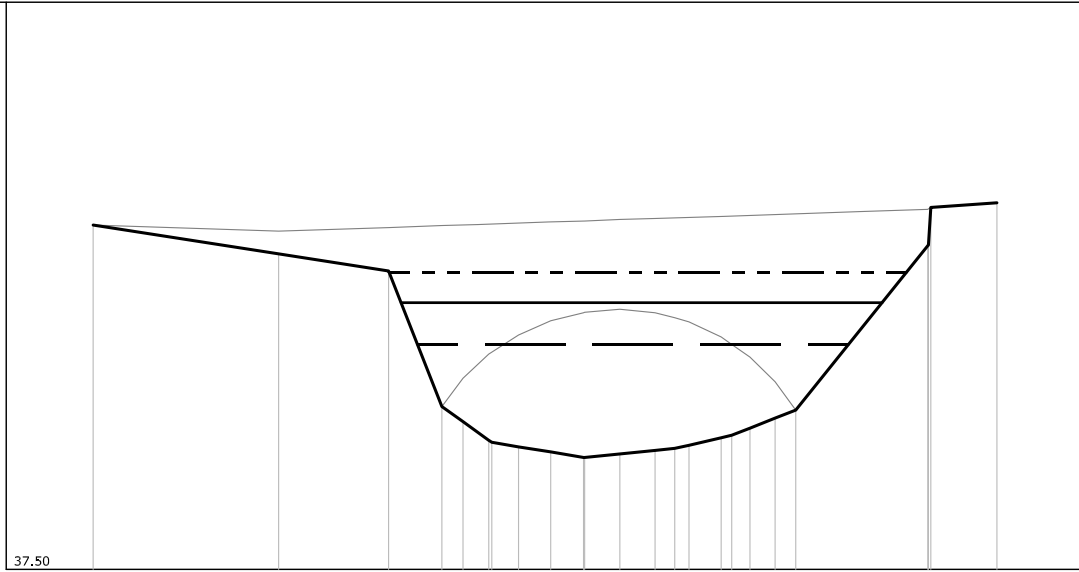


PUNTI	1	2	4	6	9	11	13	14	15	16	17	18	19	20	22	23	24	25	26	27	28	29	30	31	32	33	34	36	38	41	43	45
QUOTE [m s.l.m.]	45.24	44.22	41.46	41.18	40.32	40.24	40.19	40.19	40.09	40.03	39.97	39.91	39.85	39.82	39.95	39.99	40.02	40.05	40.08	40.11	40.14	40.19	40.24	40.28	40.35	40.41	41.34	44.98	44.93			
DISTANZE PROGRESSIVE [m]	0.00	4.52	6.29	6.68	6.94	7.29	7.49	7.64	7.84	8.19	8.45	8.72	8.97	9.26	9.84	10.13	10.41	10.68	10.95	11.24	11.44	11.69	11.90	12.15	12.41	12.72	12.94	16.96	23.89			
DISTANZE PARZIALI [m]		4.52	1.77																								3.97	6.92				

Canale Fossola
 SEZIONE N° 00009PB16

LEGENDA:
 TR30 H =41.96 m. s.l.m.
 TR200 H =42.79 m. s.l.m.
 TR500 H =43.39 m. s.l.m.

SCALA DISTANZE 1:150
 SCALA QUOTE 1:150



PUNTI	1	2	3	4	5	6	8	9	10	12	13	14	15	16	17	18	19	20	21	24
QUOTE [m s.l.m.]	44.33	43.76	43.42	40.73	40.43	40.06	39.93	39.83	39.72	39.79	39.86	39.90	39.96	40.11	40.16	40.30	40.50	40.66	43.92	44.77
DISTANZE PROGRESSIVE [m]	0.00	3.68	5.86	6.92	7.34	7.85	8.44	9.08	9.73	10.45	11.15	11.54	11.82	12.45	12.67	13.03	13.53	13.94	16.56	17.93
DISTANZE PARZIALI [m]		3.68	2.18	1.06															2.62	1.31

Canale Fossola
 SEZIONE N° 00005PB16

LEGENDA:

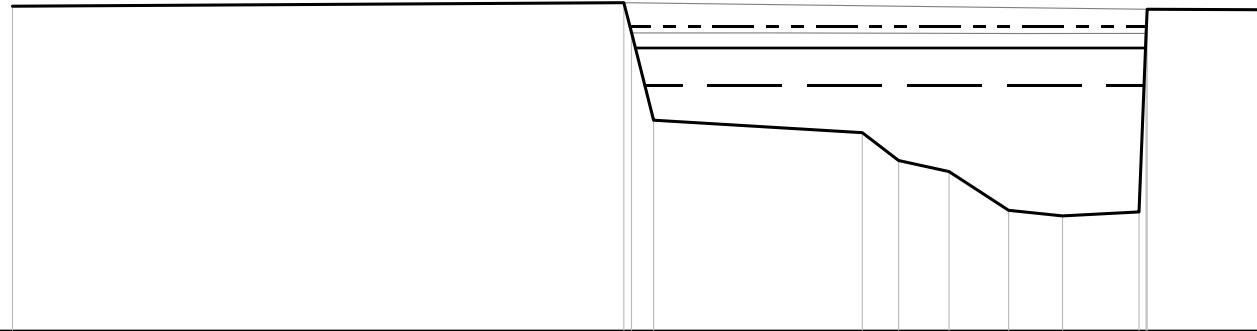
TR30 H =41.36 m. s.l.m. ———

TR200 H =42.10 m. s.l.m. ———

TR500 H =42.52 m. s.l.m. - - - - -

SCALA DISTANZE 1:150
 SCALA QUOTE 1:150

36.50



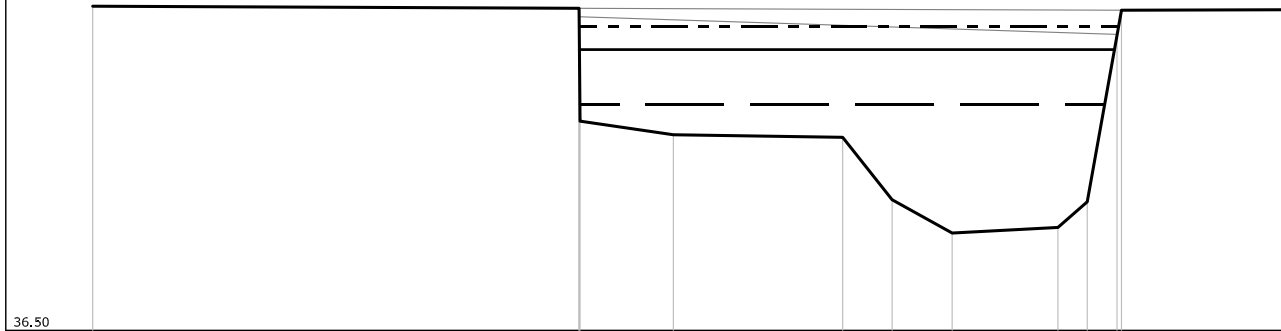
PUNTI	1	2	4	5	6	7	8	9	10	13
QUOTE [m s.l.m.]	42.93	43.00	40.67	40.42	39.87	39.65	38.88	38.77	38.85	42.86
DISTANZE PROGRESSIVE [m]	0.00	12.13	12.72	16.86	17.58	18.58	19.76	20.83	22.35	24.78
DISTANZE PARZIALI [m]		12.13		4.14	0.72	1.00	1.18	1.07	1.52	2.27

Canale Fossola
 SEZIONE N° 00005PC16

LEGENDA:

- TR30 H =40,99 m. s.l.m.
- TR200 H =42,07 m. s.l.m.
- TR500 H =42,53 m. s.l.m.

SCALA DISTANZE 1:150
 SCALA QUOTE 1:150



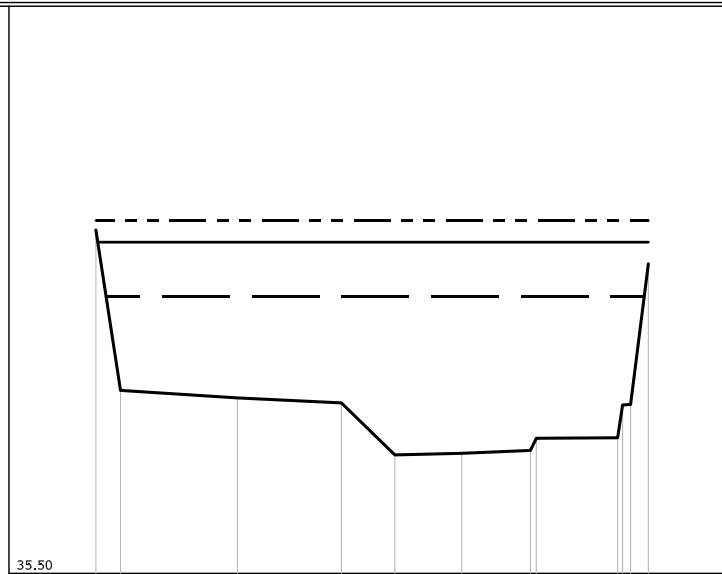
PUNTI	1	2	5	6	7	8	9	10	11	13
QUOTE [m s.l.m.]	42.93	42.89	40.38	40.33	39.09	38.43	38.54	39.05	42.35	42.86
DISTANZE PROGRESSIVE [m]	0.00	9.65	11.52	14.88	15.86	17.05	19.15	19.73	20.32	23.74
DISTANZE PARZIALI [m]		9.65	1.85	3.36	0.98	1.19	2.10			3.33

Canale Fossola
 SEZIONE N° 00001__16

LEGENDA:

- TR30 H =41.00 m. s.l.m.
- TR200 H =42.07 m. s.l.m.
- TR500 H =42.50 m. s.l.m.

SCALA DISTANZE 1:150
 SCALA QUOTE 1:150





PUNTI	1	2	3	4	5	6	7	9	11	12
QUOTE [m s.l.m.]	42.31	39.13	38.98	38.88	37.85	37.88	37.94	38.19	38.85	41.64
DISTANZE PROGRESSIVE [m]	0.00	0.49	2.81	4.87	5.93	7.26	8.62	10.35	10.61	10.96
DISTANZE PARZIALI [m]		2.32	2.06	1.06	1.33	1.36	1.61			

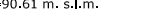
Fosso di Valenza

Fosso di Valenza
 SEZIONE N° 00090__16

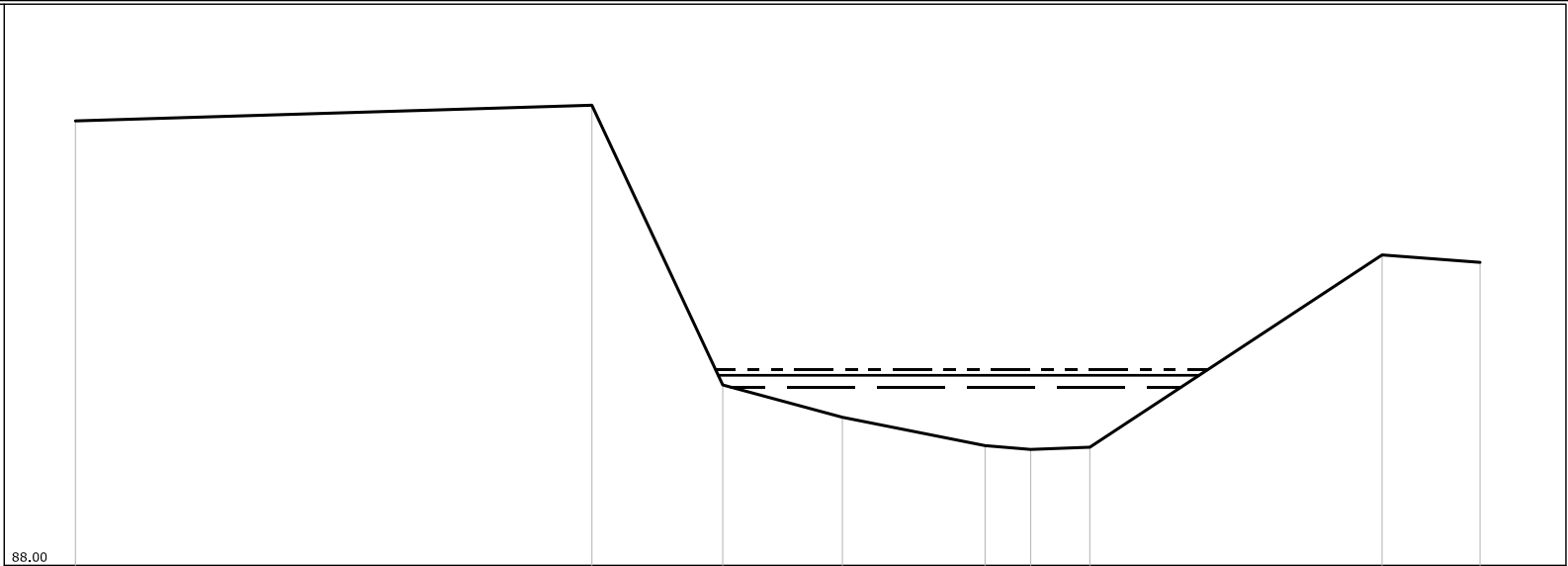
LEGENDA:

TR30 H =90.38 m. s.l.m. 

TR200 H =90.54 m. s.l.m. 

TR500 H =90.61 m. s.l.m. 

SCALA DISTANZE 1:100
 SCALA QUOTE 1:100

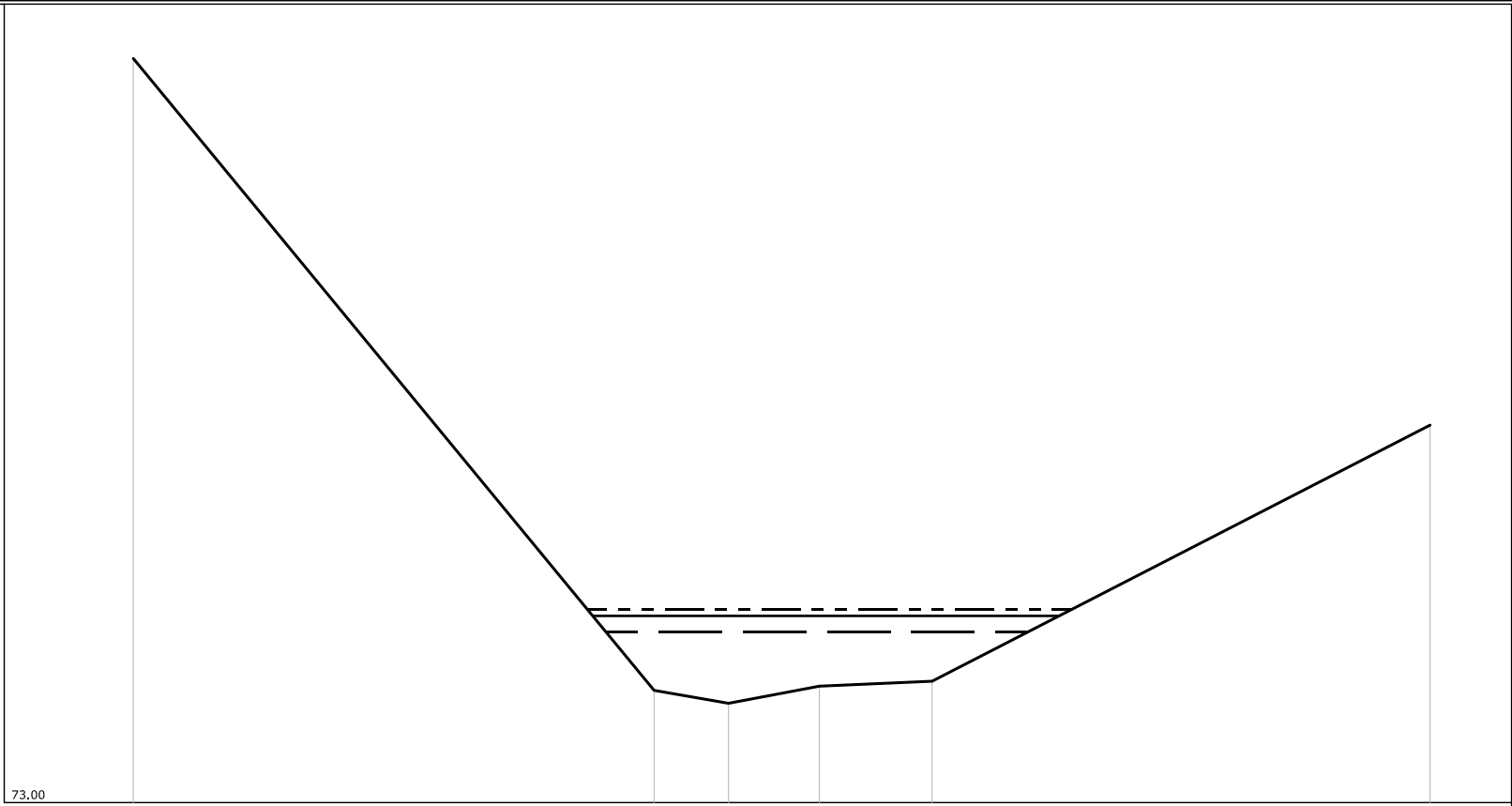


PUNTI	2	3	4	5	6	7	8	9	10
QUOTE [m s.l.m.]	93.94	94.15	90.41	89.98	89.60	89.55	89.58	92.15	92.05
DISTANZE PROGRESSIVE [m]	6.52	13.43	15.18	16.78	18.69	19.30	20.09	24.00	25.31
DISTANZE PARZIALI [m]		6.91	1.75	1.60	1.91	0.61	0.79	3.91	1.31

Fosso di Valenza
 SEZIONE N° 00080__16

LEGENDA:

- TR30 H =75.40 m. s.l.m. _____
- TR200 H =75.63 m. s.l.m. _____
- TR500 H =75.72 m. s.l.m. - - - - -



SCALA DISTANZE 1:100
 SCALA QUOTE 1:100

PUNTI	3	4	5	6	7	8
QUOTE [m s.l.m.]	83.49	74.58	74.40	74.64	74.71	78.32
DISTANZE PROGRESSIVE [m]	10.15	17.49	18.54	19.82	21.41	28.43
DISTANZE PARZIALI [m]		7.34	1.05	1.28	1.59	

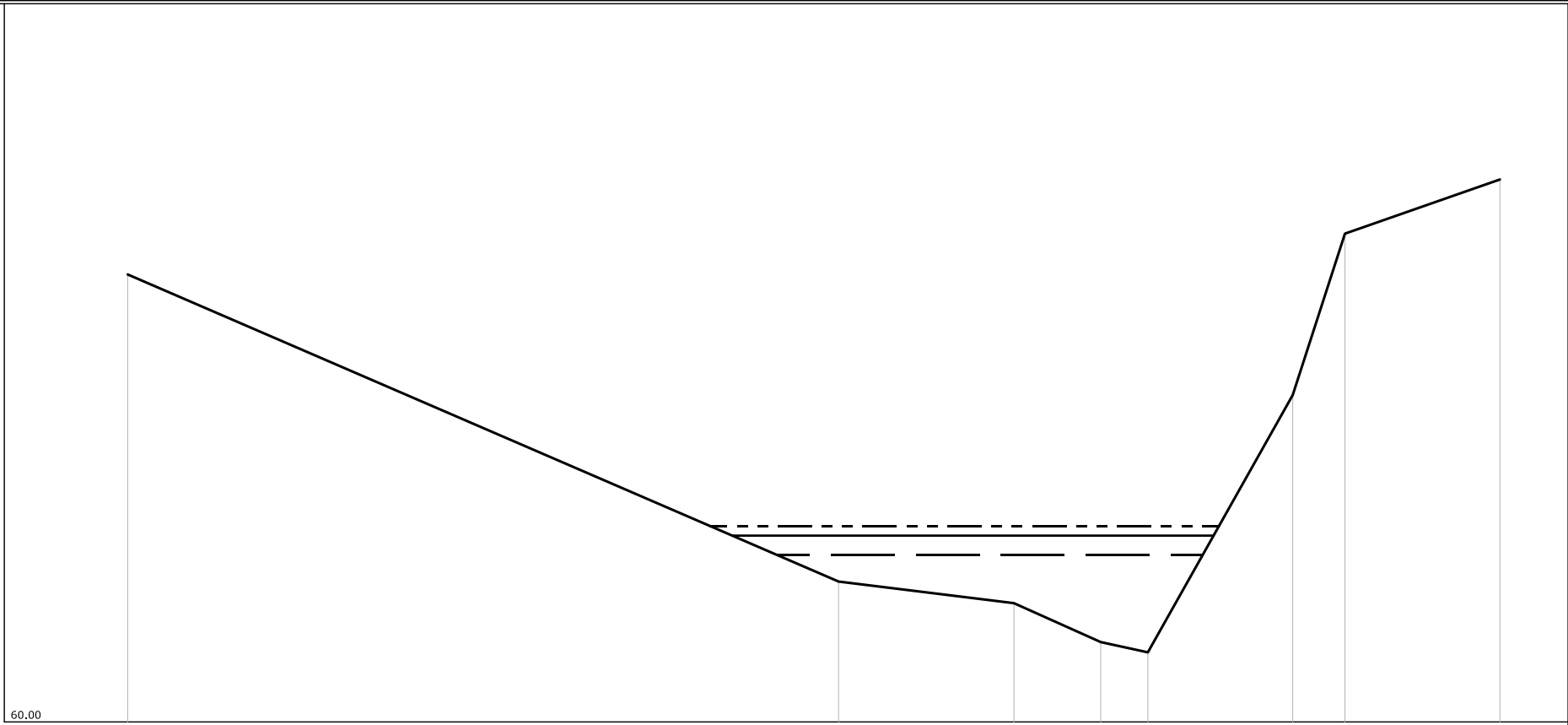
SEZIONE N° 00055__16

LEGENDA:

TR30 H =62.61 m. s.l.m. _____

TR200 H =62.92 m. s.l.m. _____

TR500 H =63.07 m. s.l.m. - - - - -



SCALA DISTANZE 1:100
SCALA QUOTE 1:100

60.00

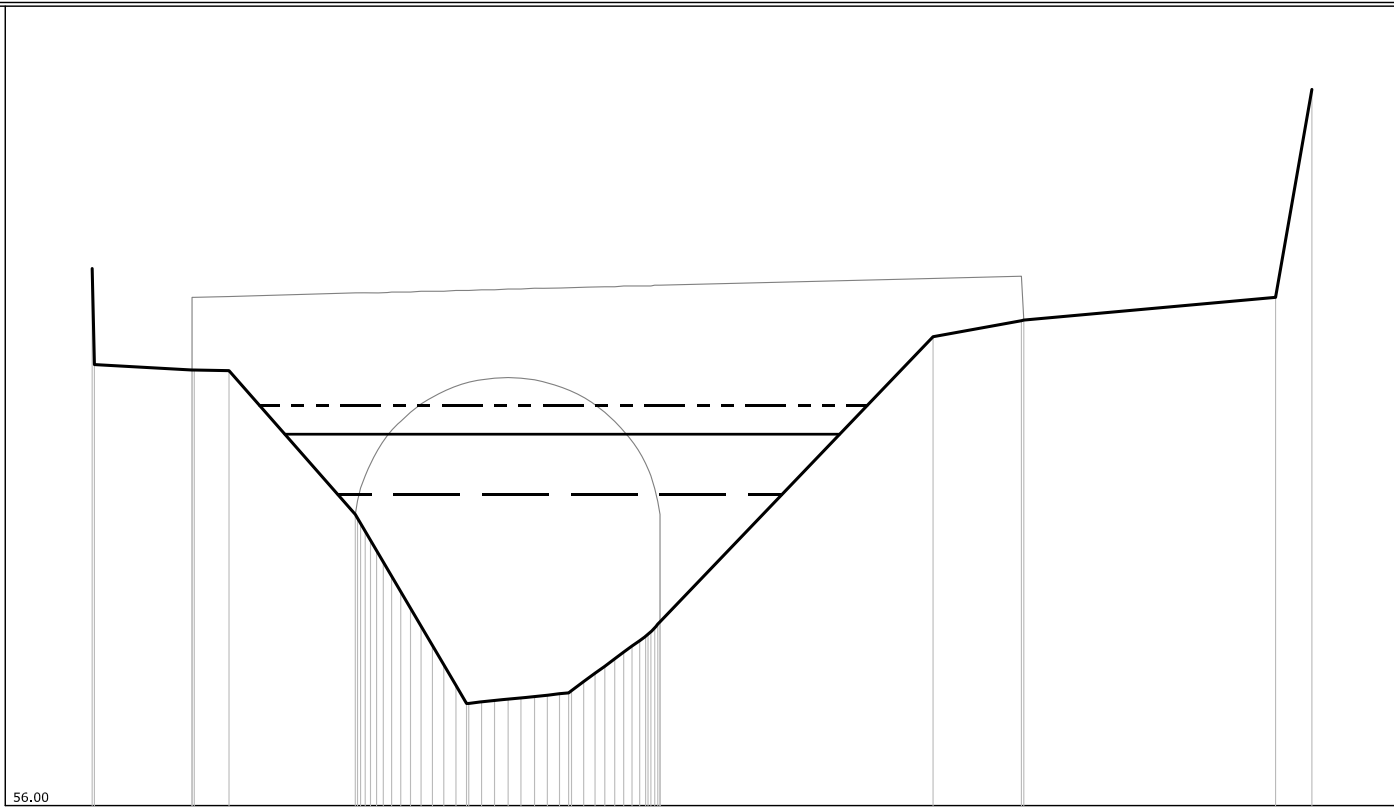
PUNTI	3	4	5	6	7	8	9	10
QUOTE [m s.l.m.]	67.01	62.20	61.86	61.25	61.09	65.12	67.65	68.50
DISTANZE PROGRESSIVE [m]	29.39	40.54	43.29	44.65	45.39	47.66	48.48	50.91
DISTANZE PARZIALI [m]		11.15	2.75	1.36	0.74	2.27	0.82	2.43

Fosso di Valenza
SEZIONE N° 00046PB16

LEGENDA:

- TR30 H =60.11 m. s.l.m.
- TR200 H =60.91 m. s.l.m.
- TR500 H =61.29 m. s.l.m.

SCALA DISTANZE 1:100
SCALA QUOTE 1:100



PUNTI	1	3	6	7	10	14	15	16	17	18	19	20	22	24	26	27	28	29	30	32	33	34	35	36	38	44	46	47	49	50																																																																																																																																																																																																																																																																																																																																																																																																																																																																																																																																																																																																																																																																																																																																																																																																																																																																																																																																																																																																																																																													
QUOTE [m s.l.m.]	63.10	61.76	61.75	58.65	58.57	58.50	58.43	58.36	58.29	58.22	58.15	58.08	58.01	57.94	57.87	57.80	57.73	57.66	57.59	57.52	57.45	57.38	57.31	57.24	57.17	57.10	57.03	56.96	56.89	56.82	56.75	56.68	56.61	56.54	56.47	56.40	56.33	56.26	56.19	56.12	56.05	55.98	55.91	55.84	55.77	55.70	55.63	55.56	55.49	55.42	55.35	55.28	55.21	55.14	55.07	55.00	54.93	54.86	54.79	54.72	54.65	54.58	54.51	54.44	54.37	54.30	54.23	54.16	54.09	54.02	53.95	53.88	53.81	53.74	53.67	53.60	53.53	53.46	53.39	53.32	53.25	53.18	53.11	53.04	52.97	52.90	52.83	52.76	52.69	52.62	52.55	52.48	52.41	52.34	52.27	52.20	52.13	52.06	51.99	51.92	51.85	51.78	51.71	51.64	51.57	51.50	51.43	51.36	51.29	51.22	51.15	51.08	51.01	50.94	50.87	50.80	50.73	50.66	50.59	50.52	50.45	50.38	50.31	50.24	50.17	50.10	50.03	59.96	59.89	59.82	59.75	59.68	59.61	59.54	59.47	59.40	59.33	59.26	59.19	59.12	59.05	58.98	58.91	58.84	58.77	58.70	58.63	58.56	58.49	58.42	58.35	58.28	58.21	58.14	58.07	58.00	57.93	57.86	57.79	57.72	57.65	57.58	57.51	57.44	57.37	57.30	57.23	57.16	57.09	57.02	56.95	56.88	56.81	56.74	56.67	56.60	56.53	56.46	56.39	56.32	56.25	56.18	56.11	56.04	55.97	55.90	55.83	55.76	55.69	55.62	55.55	55.48	55.41	55.34	55.27	55.20	55.13	55.06	54.99	54.92	54.85	54.78	54.71	54.64	54.57	54.50	54.43	54.36	54.29	54.22	54.15	54.08	54.01	53.94	53.87	53.80	53.73	53.66	53.59	53.52	53.45	53.38	53.31	53.24	53.17	53.10	53.03	52.96	52.89	52.82	52.75	52.68	52.61	52.54	52.47	52.40	52.33	52.26	52.19	52.12	52.05	51.98	51.91	51.84	51.77	51.70	51.63	51.56	51.49	51.42	51.35	51.28	51.21	51.14	51.07	51.00	50.93	50.86	50.79	50.72	50.65	50.58	50.51	50.44	50.37	50.30	50.23	50.16	50.09	50.02	59.95	59.88	59.81	59.74	59.67	59.60	59.53	59.46	59.39	59.32	59.25	59.18	59.11	59.04	58.97	58.90	58.83	58.76	58.69	58.62	58.55	58.48	58.41	58.34	58.27	58.20	58.13	58.06	57.99	57.92	57.85	57.78	57.71	57.64	57.57	57.50	57.43	57.36	57.29	57.22	57.15	57.08	57.01	56.94	56.87	56.80	56.73	56.66	56.59	56.52	56.45	56.38	56.31	56.24	56.17	56.10	56.03	55.96	55.89	55.82	55.75	55.68	55.61	55.54	55.47	55.40	55.33	55.26	55.19	55.12	55.05	54.98	54.91	54.84	54.77	54.70	54.63	54.56	54.49	54.42	54.35	54.28	54.21	54.14	54.07	54.00	53.93	53.86	53.79	53.72	53.65	53.58	53.51	53.44	53.37	53.30	53.23	53.16	53.09	53.02	52.95	52.88	52.81	52.74	52.67	52.60	52.53	52.46	52.39	52.32	52.25	52.18	52.11	52.04	51.97	51.90	51.83	51.76	51.69	51.62	51.55	51.48	51.41	51.34	51.27	51.20	51.13	51.06	50.99	50.92	50.85	50.78	50.71	50.64	50.57	50.50	50.43	50.36	50.29	50.22	50.15	50.08	50.01	59.94	59.87	59.80	59.73	59.66	59.59	59.52	59.45	59.38	59.31	59.24	59.17	59.10	59.03	58.96	58.89	58.82	58.75	58.68	58.61	58.54	58.47	58.40	58.33	58.26	58.19	58.12	58.05	57.98	57.91	57.84	57.77	57.70	57.63	57.56	57.49	57.42	57.35	57.28	57.21	57.14	57.07	57.00	56.93	56.86	56.79	56.72	56.65	56.58	56.51	56.44	56.37	56.30	56.23	56.16	56.09	56.02	55.95	55.88	55.81	55.74	55.67	55.60	55.53	55.46	55.39	55.32	55.25	55.18	55.11	55.04	54.97	54.90	54.83	54.76	54.69	54.62	54.55	54.48	54.41	54.34	54.27	54.20	54.13	54.06	53.99	53.92	53.85	53.78	53.71	53.64	53.57	53.50	53.43	53.36	53.29	53.22	53.15	53.08	53.01	52.94	52.87	52.80	52.73	52.66	52.59	52.52	52.45	52.38	52.31	52.24	52.17	52.10	52.03	51.96	51.89	51.82	51.75	51.68	51.61	51.54	51.47	51.40	51.33	51.26	51.19	51.12	51.05	50.98	50.91	50.84	50.77	50.70	50.63	50.56	50.49	50.42	50.35	50.28	50.21	50.14	50.07	50.00	59.93	59.86	59.79	59.72	59.65	59.58	59.51	59.44	59.37	59.30	59.23	59.16	59.09	59.02	58.95	58.88	58.81	58.74	58.67	58.60	58.53	58.46	58.39	58.32	58.25	58.18	58.11	58.04	57.97	57.90	57.83	57.76	57.69	57.62	57.55	57.48	57.41	57.34	57.27	57.20	57.13	57.06	56.99	56.92	56.85	56.78	56.71	56.64	56.57	56.50	56.43	56.36	56.29	56.22	56.15	56.08	56.01	55.94	55.87	55.80	55.73	55.66	55.59	55.52	55.45	55.38	55.31	55.24	55.17	55.10	55.03	54.96	54.89	54.82	54.75	54.68	54.61	54.54	54.47	54.40	54.33	54.26	54.19	54.12	54.05	53.98	53.91	53.84	53.77	53.70	53.63	53.56	53.49	53.42	53.35	53.28	53.21	53.14	53.07	53.00	52.93	52.86	52.79	52.72	52.65	52.58	52.51	52.44	52.37	52.30	52.23	52.16	52.09	52.02	51.95	51.88	51.81	51.74	51.67	51.60	51.53	51.46	51.39	51.32	51.25	51.18	51.11	51.04	50.97	50.90	50.83	50.76	50.69	50.62	50.55	50.48	50.41	50.34	50.27	50.20	50.13	50.06	59.99	59.92	59.85	59.78	59.71	59.64	59.57	59.50	59.43	59.36	59.29	59.22	59.15	59.08	59.01	58.94	58.87	58.80	58.73	58.66	58.59	58.52	58.45	58.38	58.31	58.24	58.17	58.10	58.03	57.96	57.89	57.82	57.75	57.68	57.61	57.54	57.47	57.40	57.33	57.26	57.19	57.12	57.05	56.98	56.91	56.84	56.77	56.70	56.63	56.56	56.49	56.42	56.35	56.28	56.21	56.14	56.07	56.00	55.93	55.86	55.79	55.72	55.65	55.58	55.51	55.44	55.37	55.30	55.23	55.16	55.09	55.02	54.95	54.88	54.81	54.74	54.67	54.60	54.53	54.46	54.39	54.32	54.25	54.18	54.11	54.04	53.97	53.90	53.83	53.76	53.69	53.62	53.55	53.48	53.41	53.34	53.27	53.20	53.13	53.06	52.99	52.92	52.85	52.78	52.71	52.64	52.57	52.50	52.43	52.36	52.29	52.22	52.15	52.08	52.01	51.94	51.87	51.80	51.73	51.66	51.59	51.52	51.45	51.38	51.31	51.24	51.17	51.10	51.03	50.96	50.89	50.82	50.75	50.68	50.61	50.54	50.47	50.40	50.33	50.26	50.19	50.12	50.05	59.98	59.91	59.84	59.77	59.70	59.63	59.56	59.49	59.42	59.35	59.28	59.21	59.14	59.07	59.00	58.93	58.86	58.79	58.72	58.65	58.58	58.51	58.44	58.37	58.30	58.23	58.16	58.09	58.02	57.95	57.88	57.81	57.74	57.67	57.60	57.53	57.46	57.39	57.32	57.25	57.18	57.11	57.04	56.97	56.90	56.83	56.76	56.69	56.62	56.55	56.48	56.41	56.34	56.27	56.20	56.13	56.06	55.99	55.92	55.85	55.78	55.71	55.64	55.57	55.50	55.43	55.36	55.29	55.22	55.15	55.08	55.01	54.94	54.87	54.80	54.73	54.66	54.59	54.52	54.45	54.38	54.31	54.24	54.17	54.10	54.03	53.96	53.89	53.82	53.75	53.68	53.61	53.54	53.47	53.40	53.33	53.26	53.19	53.12	53.05	52.98	52.91	52.84	52.77	52.70	52.63	52.56	52.49	52.42	52.35	52.28	52.21	52.14	52.07	52.00	51.93	51.86	51.79	51.72	51.65	51.58	51.51	51.44	51.37	51.30	51.23	51.16	51.09	51.02	50.95	50.88	50.81	50.74	50.67	50.60	50.53	50.46	50.39	50.32	50.25	50.18	50.11	50.04	59.97	59.90	59.83	59.76	59.69	59.62	59.55	59.48	59.41	59.34	59.27	59.20	59.13	59.06	58.99	58.92	58.85	58.78	58.71	58.64	58.57	58.50	58.43	58.36	58.29	58.22	58.15	58.08	58.01	57.94	57.87	57.80	57.73	57.66	57.59	57.52	57.45	57.38	57.31	57.24	57.17	57.10	57.03	56.96	56.89	56.82	56.75	56.68	56.61	56.54	56.47	56.40	56.33	56.26	56.19	56.12	56.05	55.98	55.91	55.84	55.77	55.70	55.63	55.56	55.49	55.42	55.35

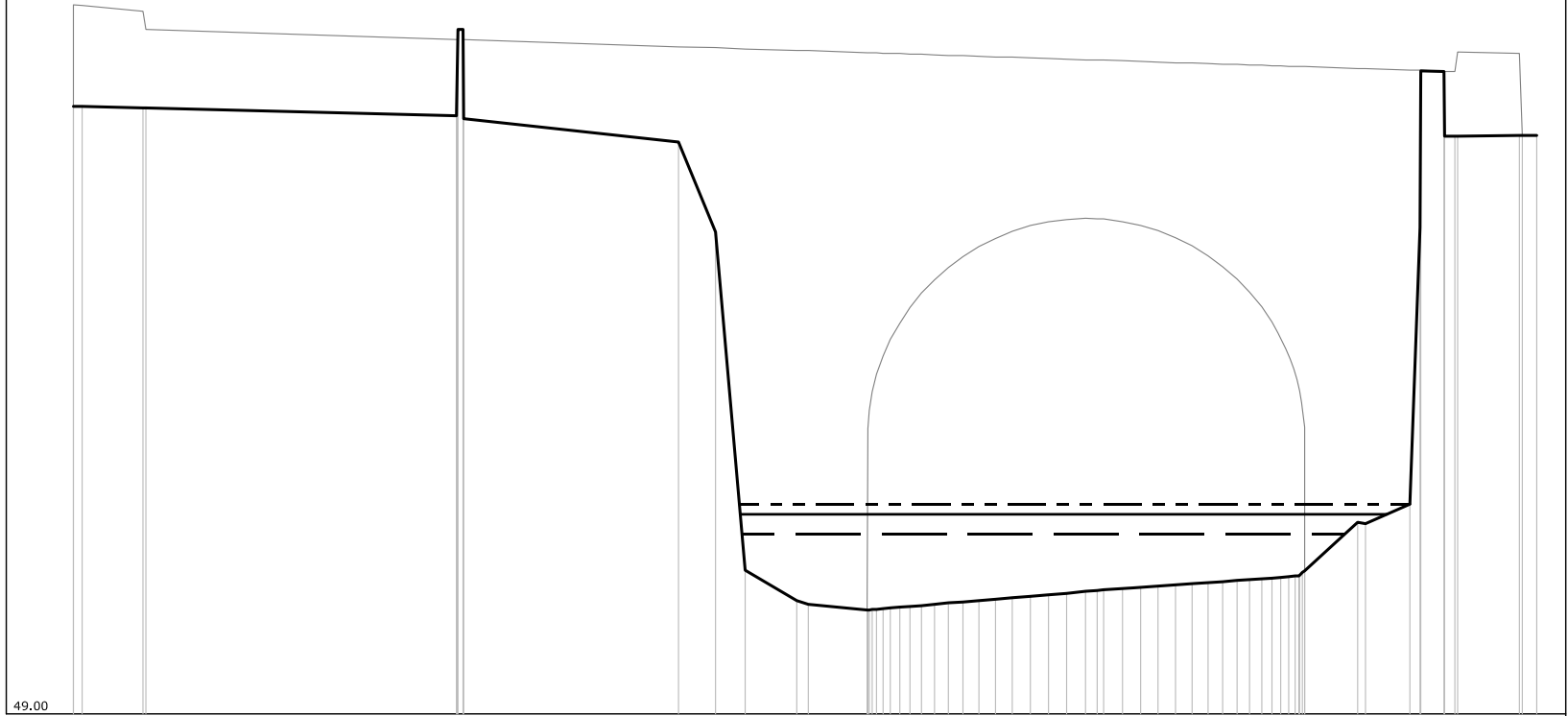
Fosso di Valenza
SEZIONE N° 00025PC16

LEGENDA:

TR30 H =51.47 m. s.l.m.

TR200 H =51.75 m. s.l.m.

TR500 H =51.89 m. s.l.m.



SCALA DISTANZE 1:100
SCALA QUOTE 1:100

PUNTI	24	5	7	13	14	15	16	17	18	19	20	21	22	23	24	25	26	27	28	29	30	31	32	33	34	35	36	37	38	39	40	41	42	43	44	45	46	47	48	49	50	51	52	53	54	55	56	57	58	59	60	61	62	63	64	65	66	67	68	69	70																																																																																																																																																																																																																																																																																																																																																																																																																																																																																																																																																																																																																																																																																																																																																																																																						
QUOTE [m s.l.m.]	57.37	57.35	57.24	56.88	55.64	50.98	50.56	50.51	50.43	50.44	50.45	50.46	50.47	50.48	50.49	50.50	50.51	50.52	50.53	50.54	50.55	50.56	50.57	50.58	50.59	50.60	50.61	50.62	50.63	50.64	50.65	50.66	50.67	50.68	50.69	50.70	50.71	50.72	50.73	50.74	50.75	50.76	50.77	50.78	50.79	50.80	50.81	50.82	50.83	50.84	50.85	50.86	50.87	50.88	50.89	50.90	50.91	50.92	50.93	50.94	50.95	50.96	50.97	50.98	50.99	51.00	51.01	51.02	51.03	51.04	51.05	51.06	51.07	51.08	51.09	51.10	51.11	51.12	51.13	51.14	51.15	51.16	51.17	51.18	51.19	51.20	51.21	51.22	51.23	51.24	51.25	51.26	51.27	51.28	51.29	51.30	51.31	51.32	51.33	51.34	51.35	51.36	51.37	51.38	51.39	51.40	51.41	51.42	51.43	51.44	51.45	51.46	51.47	51.48	51.49	51.50	51.51	51.52	51.53	51.54	51.55	51.56	51.57	51.58	51.59	51.60	51.61	51.62	51.63	51.64	51.65	51.66	51.67	51.68	51.69	51.70	51.71	51.72	51.73	51.74	51.75	51.76	51.77	51.78	51.79	51.80	51.81	51.82	51.83	51.84	51.85	51.86	51.87	51.88	51.89	51.90	51.91	51.92	51.93	51.94	51.95	51.96	51.97	51.98	51.99	52.00																																																																																																																																																																																																																																																																																																																																																																																																																																																																																																																																																																																																																																																																																													
DISTANZE PROGRESSIVE [m]	0.00	0.84	7.87	12.19	15.25	15.76	16.17	16.88	17.04	17.85	18.10	18.44	18.60	18.76	18.92	19.08	19.17	19.39	19.62	19.85	20.10	20.35	20.60	20.86	21.02	21.37	21.62	21.86	22.10	22.33	22.55	22.75	22.95	23.12	23.29	23.46	23.63	23.80	23.97	24.14	24.31	24.48	24.65	24.82	24.99	25.16	25.33	25.50	25.67	25.84	26.01	26.18	26.35	26.52	26.69	26.86	27.03	27.20	27.37	27.54	27.71	27.88	28.05	28.22	28.39	28.56	28.73	28.90	29.07	29.24	29.41	29.58	29.75	29.92	30.09	30.26	30.43	30.60	30.77	30.94	31.11	31.28	31.45	31.62	31.79	31.96	32.13	32.30	32.47	32.64	32.81	32.98	33.15	33.32	33.49	33.66	33.83	34.00	34.17	34.34	34.51	34.68	34.85	35.02	35.19	35.36	35.53	35.70	35.87	36.04	36.21	36.38	36.55	36.72	36.89	37.06	37.23	37.40	37.57	37.74	37.91	38.08	38.25	38.42	38.59	38.76	38.93	39.10	39.27	39.44	39.61	39.78	39.95	40.12	40.29	40.46	40.63	40.80	40.97	41.14	41.31	41.48	41.65	41.82	41.99	42.16	42.33	42.50	42.67	42.84	43.01	43.18	43.35	43.52	43.69	43.86	44.03	44.20	44.37	44.54	44.71	44.88	45.05	45.22	45.39	45.56	45.73	45.90	46.07	46.24	46.41	46.58	46.75	46.92	47.09	47.26	47.43	47.60	47.77	47.94	48.11	48.28	48.45	48.62	48.79	48.96	49.13	49.30	49.47	49.64	49.81	49.98	50.15	50.32	50.49	50.66	50.83	51.00	51.17	51.34	51.51	51.68	51.85	52.02	52.19	52.36	52.53	52.70	52.87	53.04	53.21	53.38	53.55	53.72	53.89	54.06	54.23	54.40	54.57	54.74	54.91	55.08	55.25	55.42	55.59	55.76	55.93	56.10	56.27	56.44	56.61	56.78	56.95	57.12	57.29	57.46	57.63	57.80	57.97	58.14	58.31	58.48	58.65	58.82	58.99	59.16	59.33	59.50	59.67	59.84	60.01	60.18	60.35	60.52	60.69	60.86	61.03	61.20	61.37	61.54	61.71	61.88	62.05	62.22	62.39	62.56	62.73	62.90	63.07	63.24	63.41	63.58	63.75	63.92	64.09	64.26	64.43	64.60	64.77	64.94	65.11	65.28	65.45	65.62	65.79	65.96	66.13	66.30	66.47	66.64	66.81	66.98	67.15	67.32	67.49	67.66	67.83	68.00	68.17	68.34	68.51	68.68	68.85	69.02	69.19	69.36	69.53	69.70	69.87	70.04	70.21	70.38	70.55	70.72	70.89	71.06	71.23	71.40	71.57	71.74	71.91	72.08	72.25	72.42	72.59	72.76	72.93	73.10	73.27	73.44	73.61	73.78	73.95	74.12	74.29	74.46	74.63	74.80	74.97	75.14	75.31	75.48	75.65	75.82	75.99	76.16	76.33	76.50	76.67	76.84	77.01	77.18	77.35	77.52	77.69	77.86	78.03	78.20	78.37	78.54	78.71	78.88	79.05	79.22	79.39	79.56	79.73	79.90	80.07	80.24	80.41	80.58	80.75	80.92	81.09	81.26	81.43	81.60	81.77	81.94	82.11	82.28	82.45	82.62	82.79	82.96	83.13	83.30	83.47	83.64	83.81	83.98	84.15	84.32	84.49	84.66	84.83	85.00	85.17	85.34	85.51	85.68	85.85	86.02	86.19	86.36	86.53	86.70	86.87	87.04	87.21	87.38	87.55	87.72	87.89	88.06	88.23	88.40	88.57	88.74	88.91	89.08	89.25	89.42	89.59	89.76	89.93	90.10	90.27	90.44	90.61	90.78	90.95	91.12	91.29	91.46	91.63	91.80	91.97	92.14	92.31	92.48	92.65	92.82	92.99	93.16	93.33	93.50	93.67	93.84	94.01	94.18	94.35	94.52	94.69	94.86	95.03	95.20	95.37	95.54	95.71	95.88	96.05	96.22	96.39	96.56	96.73	96.90	97.07	97.24	97.41	97.58	97.75	97.92	98.09	98.26	98.43	98.60	98.77	98.94	99.11	99.28	99.45	99.62	99.79	99.96	100.13	100.30	100.47	100.64	100.81	100.98	101.15	101.32	101.49	101.66	101.83	102.00	102.17	102.34	102.51	102.68	102.85	103.02	103.19	103.36	103.53	103.70	103.87	104.04	104.21	104.38	104.55	104.72	104.89	105.06	105.23	105.40	105.57	105.74	105.91	106.08	106.25	106.42	106.59	106.76	106.93	107.10	107.27	107.44	107.61	107.78	107.95	108.12	108.29	108.46	108.63	108.80	108.97	109.14	109.31	109.48	109.65	109.82	109.99	110.16	110.33	110.50	110.67	110.84	111.01	111.18	111.35	111.52	111.69	111.86	112.03	112.20	112.37	112.54	112.71	112.88	113.05	113.22	113.39	113.56	113.73	113.90	114.07	114.24	114.41	114.58	114.75	114.92	115.09	115.26	115.43	115.60	115.77	115.94	116.11	116.28	116.45	116.62	116.79	116.96	117.13	117.30	117.47	117.64	117.81	117.98	118.15	118.32	118.49	118.66	118.83	119.00	119.17	119.34	119.51	119.68	119.85	120.02	120.19	120.36	120.53	120.70	120.87	121.04	121.21	121.38	121.55	121.72	121.89	122.06	122.23	122.40	122.57	122.74	122.91	123.08	123.25	123.42	123.59	123.76	123.93	124.10	124.27	124.44	124.61	124.78	124.95	125.12	125.29	125.46	125.63	125.80	125.97	126.14	126.31	126.48	126.65	126.82	126.99	127.16	127.33	127.50	127.67	127.84	128.01	128.18	128.35	128.52	128.69	128.86	129.03	129.20	129.37	129.54	129.71	129.88	130.05	130.22	130.39	130.56	130.73	130.90	131.07	131.24	131.41	131.58	131.75	131.92	132.09	132.26	132.43	132.60	132.77	132.94	133.11	133.28	133.45	133.62	133.79	133.96	134.13	134.30	134.47	134.64	134.81	134.98	135.15	135.32	135.49	135.66	135.83	136.00	136.17	136.34	136.51	136.68	136.85	137.02	137.19	137.36	137.53	137.70	137.87	138.04	138.21	138.38	138.55	138.72	138.89	139.06	139.23	139.40	139.57	139.74	139.91	140.08	140.25	140.42	140.59	140.76	140.93	141.10	141.27	141.44	141.61	141.78	141.95	142.12	142.29	142.46	142.63	142.80	142.97	143.14	143.31	143.48	143.65	143.82	143.99	144.16	144.33	144.50	144.67	144.84	145.01	145.18	145.35	145.52	145.69	145.86	146.03	146.20	146.37	146.54	146.71	146.88	147.05	147.22	147.39	147.56	147.73	147.90	148.07	148.24	148.41	148.58	148.75	148.92	149.09	149.26	149.43	149.60	149.77	149.94	150.11	150.28	150.45	150.62	150.79	150.96	151.13	151.30	151.47	151.64	151.81	151.98	152.15	152.32	152.49	152.66	152.83	153.00	153.17	153.34	153.51	153.68	153.85	154.02	154.19	154.36	154.53	154.70	154.87	155.04	155.21	155.38	155.55	155.72	155.89	156.06	156.23	156.40	156.57	156.74	156.91	157.08	157.25	157.42	157.59	157.76	157.93	158.10	158.27	158.44	158.61	158.78	158.95	159.12	159.2

Fosso di Valenza
SEZIONE N° 00003PB16

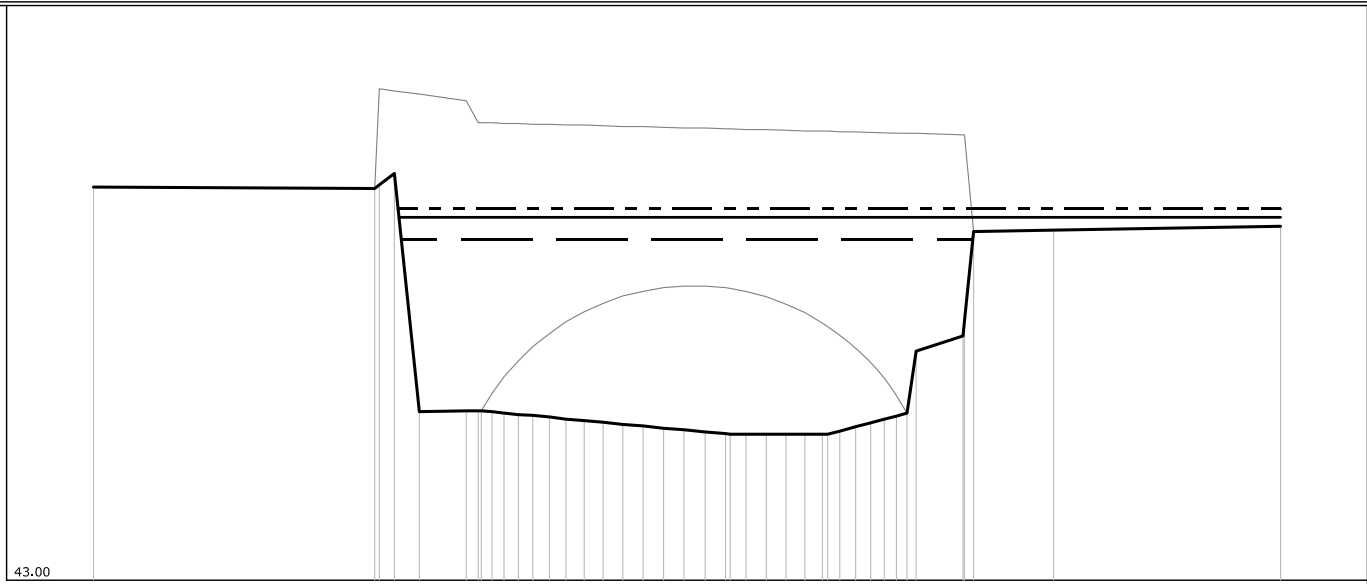
LEGENDA:

TR30 H =47.50 m. s.l.m. ————

TR200 H =47.80 m. s.l.m. ————

TR500 H =47.91 m. s.l.m. ————


SCALA DISTANZE 1:100
SCALA QUOTE 1:100





PUNTI	1	2	4	5	6	7	9	10	11	12	13	14	15	16	17	18	19	20	21	22	24	25	26	27	28	30	31	32	34	36	38	39	40	41			
QUOTE [m s.l.m.]	48.20	48.18	48.38	45.23	45.24	45.24	45.24	45.23	45.23	45.19	45.19	45.18	45.16	45.13	45.11	45.09	45.06	45.04	45.01	44.99	44.96	44.94	44.93	44.93	44.93	44.93	44.93	44.97	45.03	45.08	45.13	45.17	46.03	46.23	47.61	47.63	47.68
DISTANZE PROGRESSIVE [m]	0.00	3.72	3.98	4.31	4.93	5.09	5.27	5.44	5.62	5.81	6.03	6.25	6.49	6.74	7.00	7.27	7.54	7.81	8.09	8.36	8.63	8.90	9.16	9.41	9.64	9.87	10.08	10.28	10.46	10.62	10.88	11.50	11.64	12.70	15.70		
DISTANZE PARZIALI [m]		3.72		0.62																											0.62	1.06	3.00				

Fosso di Valenza
 SEZIONE N° 00002BB16

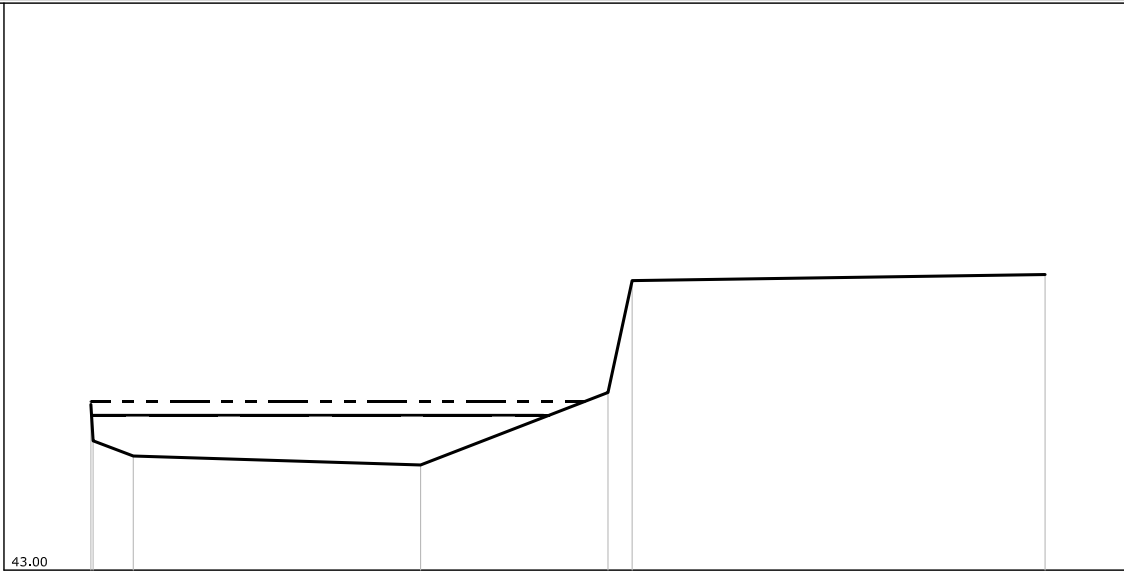
LEGENDA:

TR30 H = 45.05 m. s.l.m. 

TR200 H = 45.05 m. s.l.m. 

TR500 H = 45.23 m. s.l.m. 


SCALA DISTANZE 1:100
 SCALA QUOTE 1:100




PUNTI	1	3	4	5	6	7
QUOTE [m s.l.m.]	45.19	44.51	44.39	45.35	46.83	46.91
DISTANZE PROGRESSIVE [m]	0.00	0.56	4.36	6.84	7.16	12.62
DISTANZE PARZIALI [m]	0.53	3.80	2.48	5.46		

Fosso di Valenza
 SEZIONE N° 00002BC16

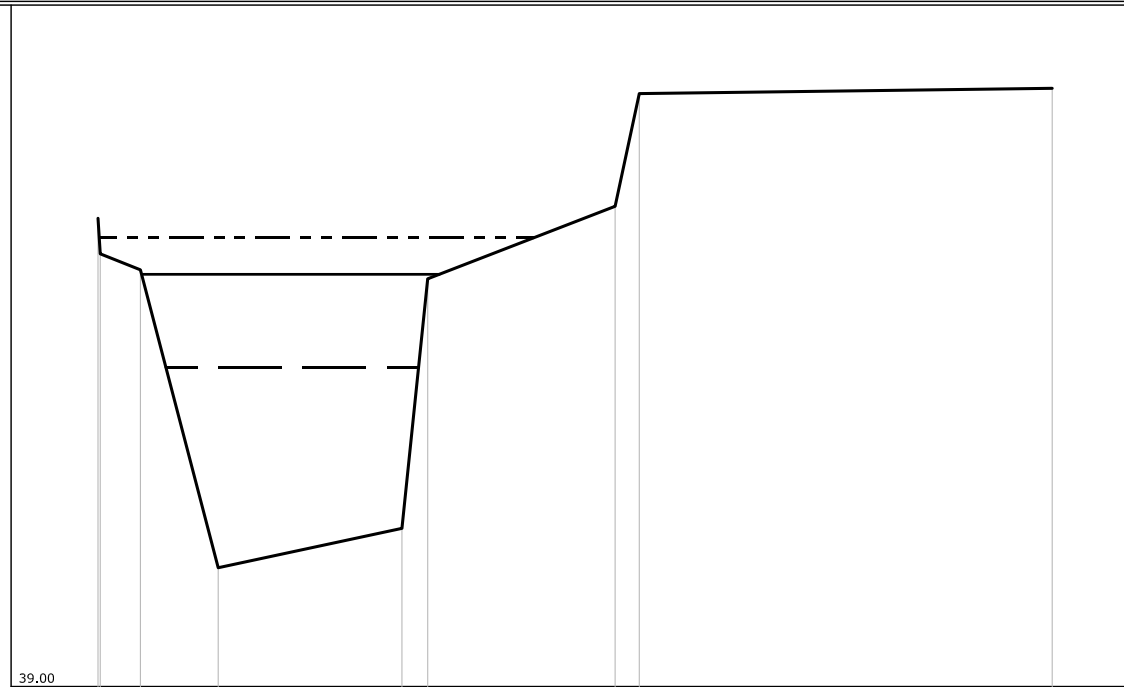
LEGENDA:

TR30 H = 43,22 m. s.l.m. 

TR200 H = 44,45 m. s.l.m. 

TR500 H = 44,93 m. s.l.m. 

SCALA DISTANZE 1:100
 SCALA QUOTE 1:100





PUNTI	1	3	4	5	6	7	8	9
QUOTE [m s.l.m.]	45.19	44.51	40.57	41.09	44.39	45.35	46.84	46.91
DISTANZE PROGRESSIVE [m]	0.00	0.56	1.59	4.02	4.36	6.84	7.16	12.62
DISTANZE PARZIALI [m]	0.53	1.03	2.43		2.48		5.46	


Fosso della Ficola

Fosso della Ficola
 SEZIONE N° 00046PB16

LEGENDA:

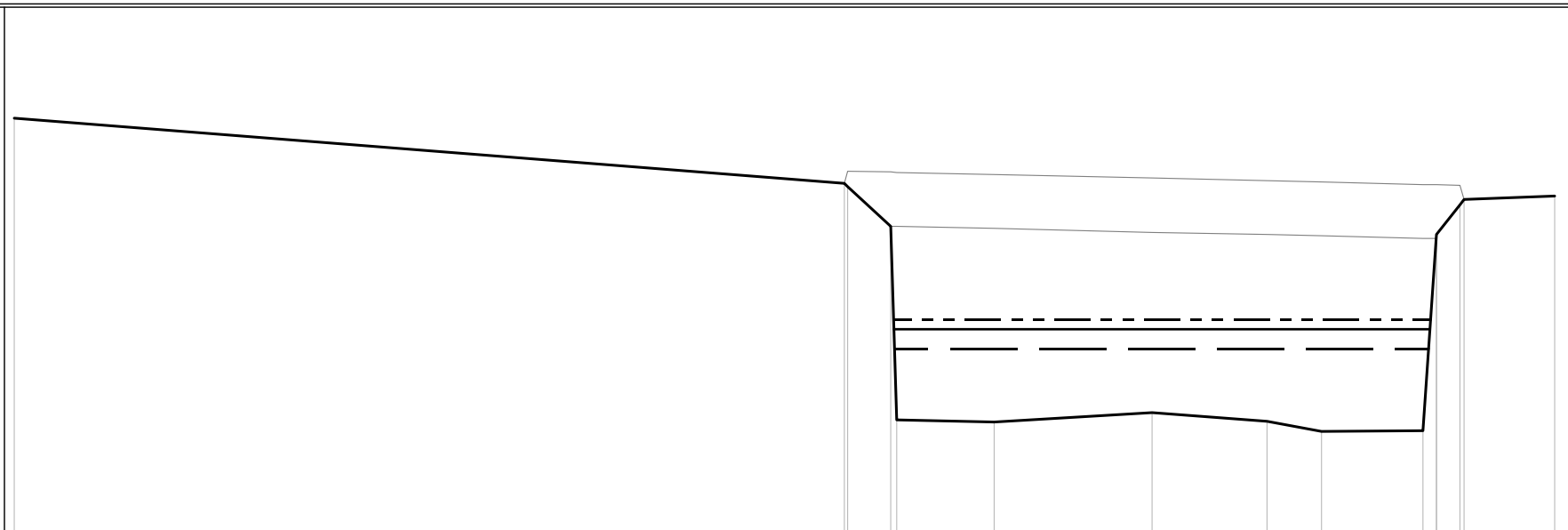
TR30 H =69.71 m. s.l.m. 

TR200 H =70.00 m. s.l.m. 

TR500 H =70.14 m. s.l.m. 

SCALA DISTANZE 1:100
 SCALA QUOTE 1:100


67.00





PUNTI	1			2	4		6		7		8	9		10	11	13		15
QUOTE [m s.l.m.]	73.14			72.17	71.53		68.62		68.76		68.63	68.48		68.49	71.41	71.85		71.98
DISTANZE PROGRESSIVE [m]	0.00			12.35	13.04		14.58		16.93		18.64	19.45		20.96	21.16	21.51		22.92
DISTANZE PARZIALI [m]			12.35		0.64		1.45		2.35		1.71	0.81		1.51				1.35

Fosso della Ficola
SEZIONE N° 00046PC16

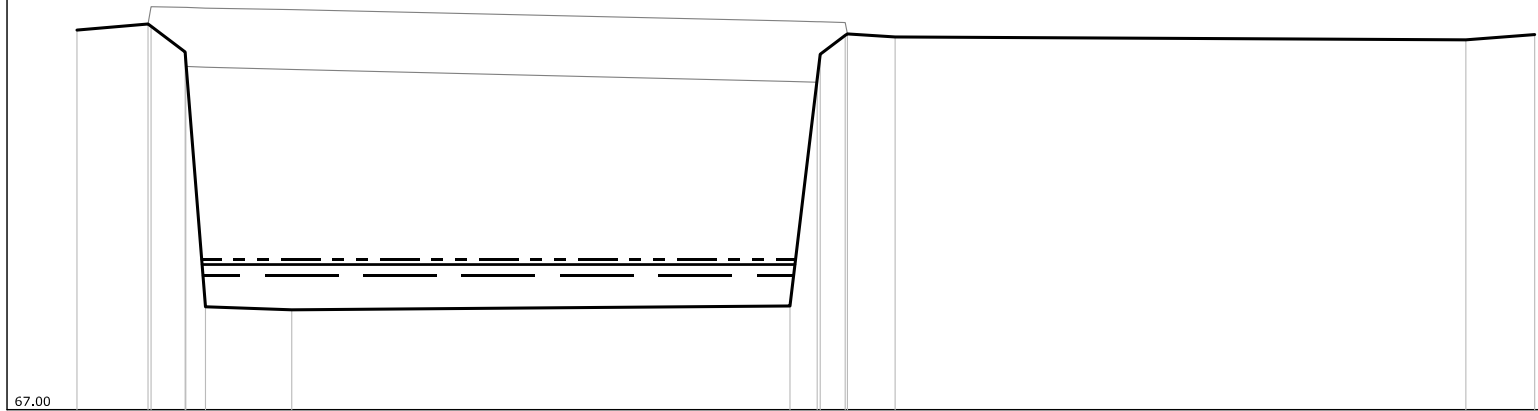
LEGENDA:

TR30 H = 68.77 m. s.l.m. 

TR200 H = 68.92 m. s.l.m. 

TR500 H = 68.99 m. s.l.m. 

SCALA DISTANZE 1:100
SCALA QUOTE 1:100



PUNTI	2	3	5	7	8	9	10	12	14	15	16			
QUOTE [m s.l.m.]	72.02	72.10	71.73	68.36	68.32	68.37	71.37	71.95	71.93	71.89	71.96			
DISTANZE PROGRESSIVE [m]	12.55	13.49	13.98	14.25	15.39	21.98	22.34	22.71	23.37	30.92	31.83			
DISTANZE PARZIALI [m]		0.94			1.14		6.59			0.63		7.55		0.91

Fosso della Ficola
 SEZIONE N° 00046BC16

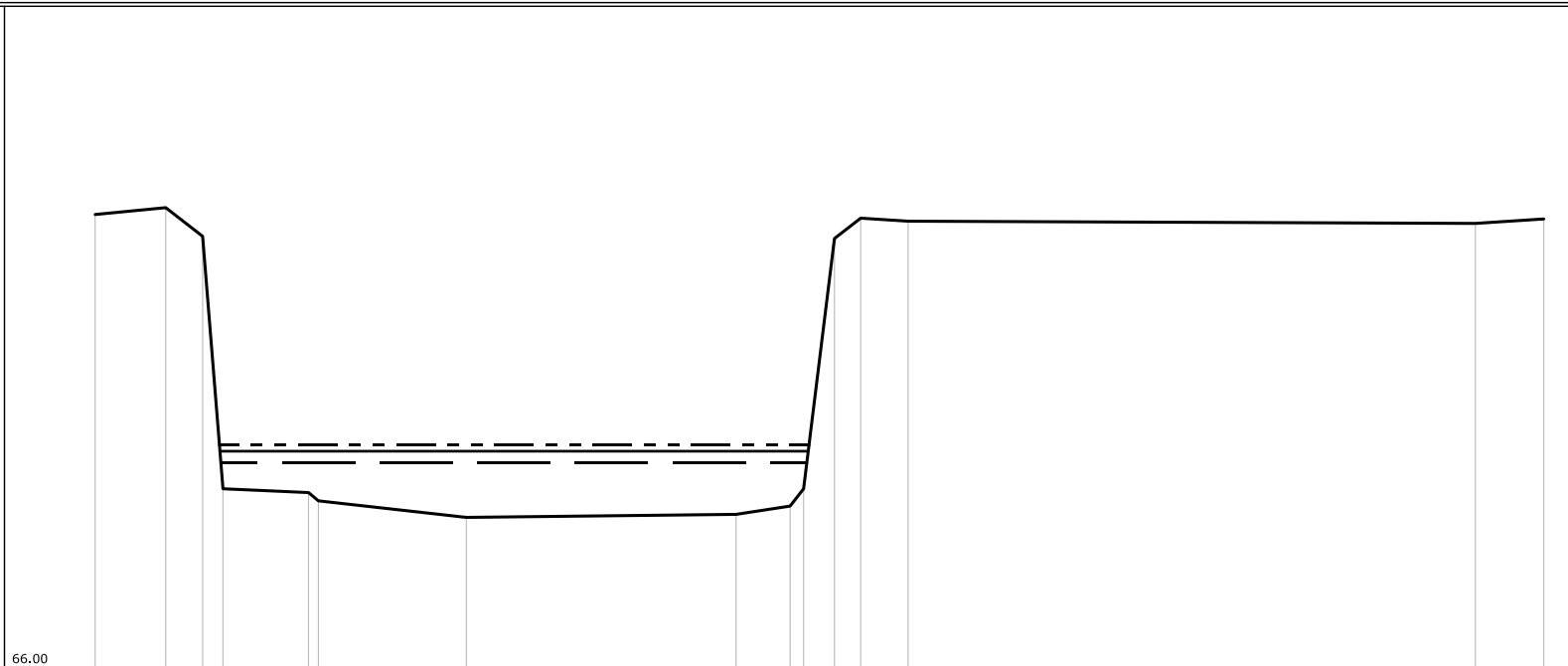
LEGENDA:

TR30 H =68.71 m. s.l.m. ———

TR200 H =68.87 m. s.l.m. ———

TR500 H =68.95 m. s.l.m. - - - - -

SCALA DISTANZE 1:100
 SCALA QUOTE 1:100



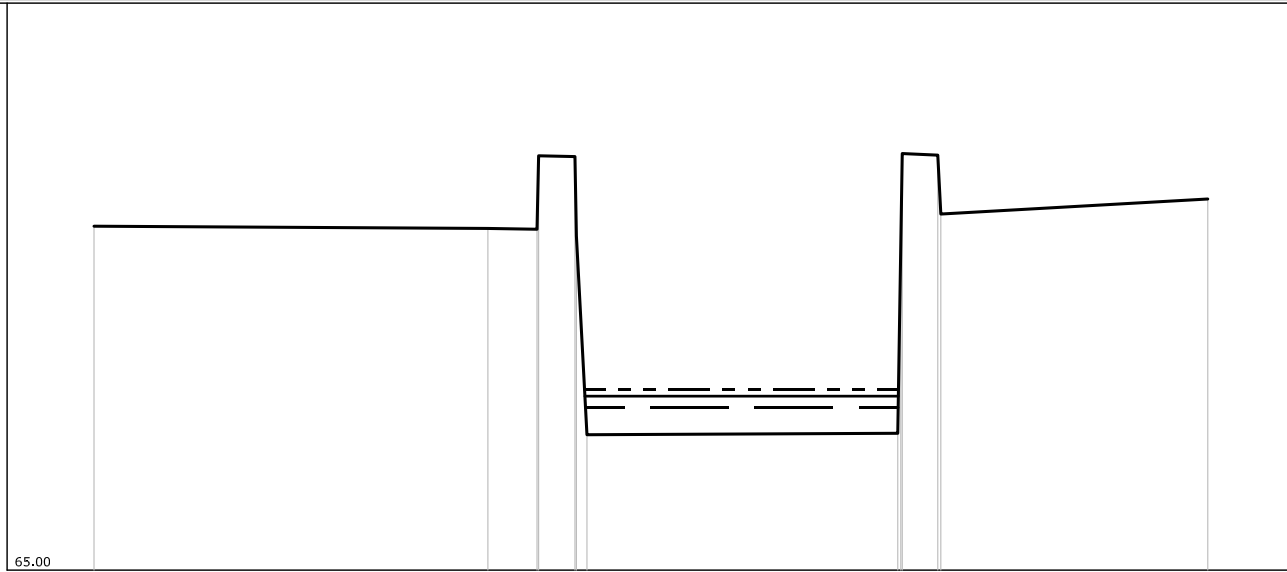
PUNTI	2	3	4	5	6	7	8	9	10	11	12	13	14	15	16
QUOTE [m s.l.m.]	72.02	72.11	71.73	68.37	68.32	68.21	67.99	68.03	68.14	68.37	71.70	71.97	71.93	71.90	71.96
DISTANZE PROGRESSIVE [m]	12.55	13.49	13.98	14.25	15.39	15.52	17.49	21.08	21.80	21.96	22.39	22.74	23.37	30.92	31.83
DISTANZE PARZIALI [m]		0.94	0.49	1.14		1.97		3.59	0.72			0.63		7.55	0.91

Fosso della Ficola
 SEZIONE N° 00042BB16

LEGENDA:

- TR30 H = 67.15 m. s.l.m.
- TR200 H = 67.30 m. s.l.m.
- TR500 H = 67.39 m. s.l.m.

SCALA DISTANZE 1:100
 SCALA QUOTE 1:100



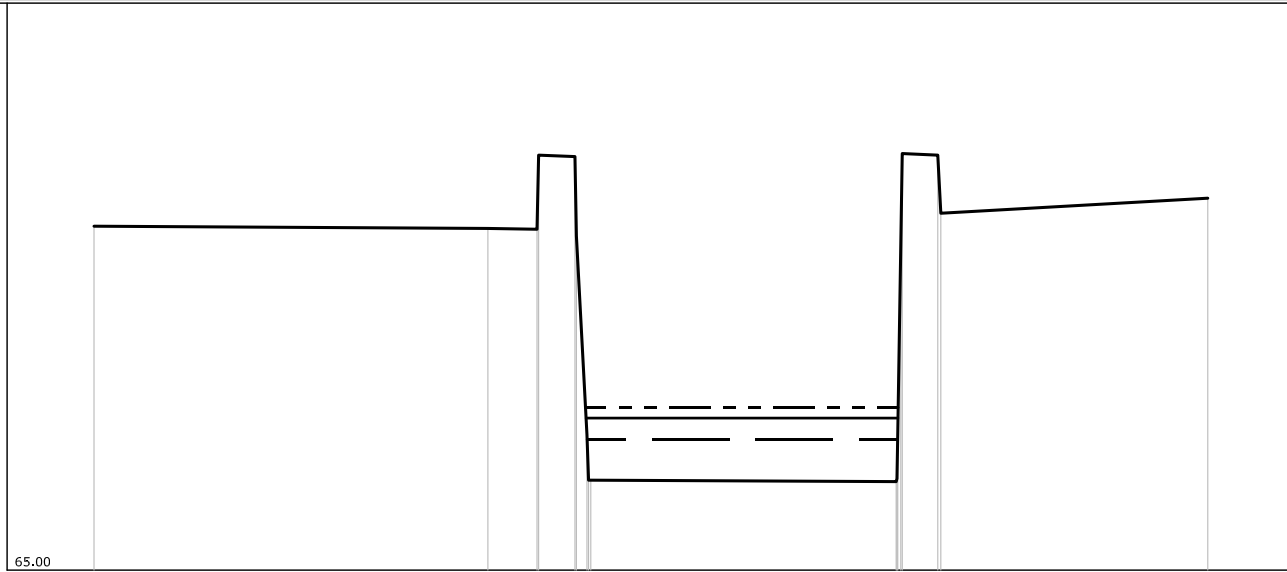
PUNTI	1	2	3	5	7	8	11	13
QUOTE [m s.l.m.]	69.55	69.52	69.51	70.47	66.79	66.81	70.49	69.91
DISTANZE PROGRESSIVE [m]	0.00	5.21	5.86	6.36	6.52	10.63	11.16	14.73
DISTANZE PARZIALI [m]		5.21	0.65	0.48	4.11		3.53	

Fosso della Ficola
 SEZIONE N° 00042BC16

LEGENDA:

- TR30 H = 66.73 m. s.l.m.
- TR200 H = 67.01 m. s.l.m.
- TR500 H = 67.15 m. s.l.m.

SCALA DISTANZE 1:100
 SCALA QUOTE 1:100



PUNTI	1	2	3	5	7	10	15	17
QUOTE [m s.l.m.]	69.55	69.52	69.51	70.47	66.79	66.17	70.49	69.92
DISTANZE PROGRESSIVE [m]	0.00	5.21	5.86	6.36	6.52	10.61	11.16	14.73
DISTANZE PARZIALI [m]		5.21	0.65			4.04		3.53

Fosso della Ficola
SEZIONE N° 00042BD16

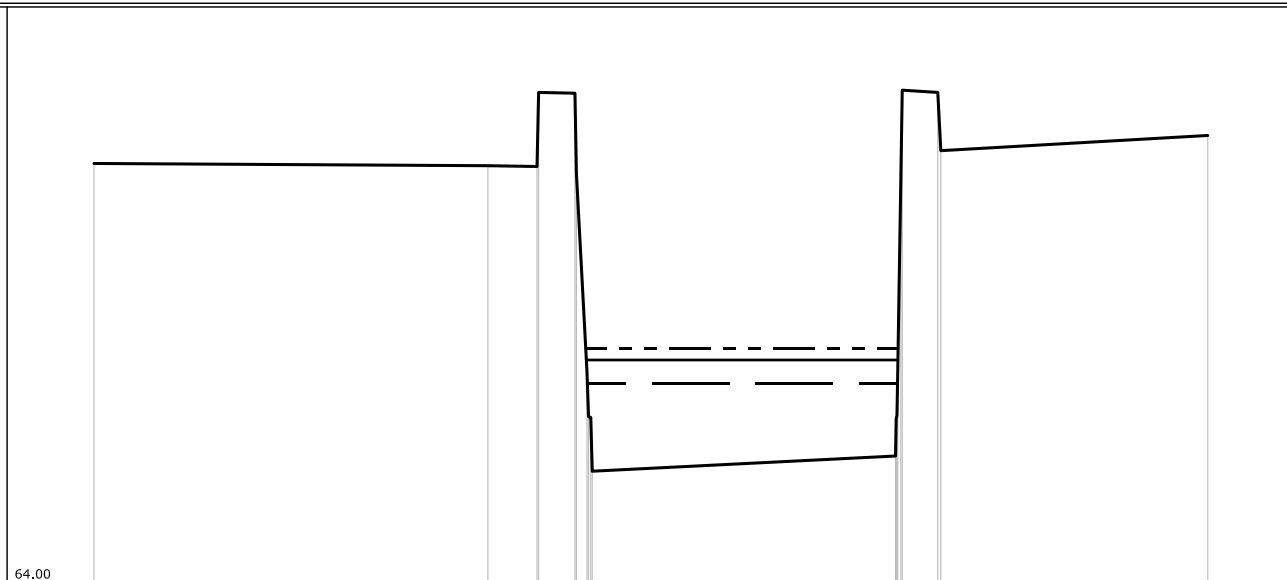
LEGENDA:

TR30 H = 66.63 m. s.l.m. ———

TR200 H = 66.94 m. s.l.m. ———

TR500 H = 67.09 m. s.l.m. - - - - -

SCALA DISTANZE 1:100
SCALA QUOTE 1:100



64.00

PUNTI	1	2	3	5	7	11	17	19
QUOTE [m s.l.m.]	69.54	69.51	69.50	70.47	66.79	65.67	70.48	69.91
DISTANZE PROGRESSIVE [m]	0.00	5.21	5.86	6.36	6.52	10.60	11.16	14.73
DISTANZE PARZIALI [m]		5.21	0.65	0.48		4.01		3.53

Fosso della Ficola
 SEZIONE N° 00036__16

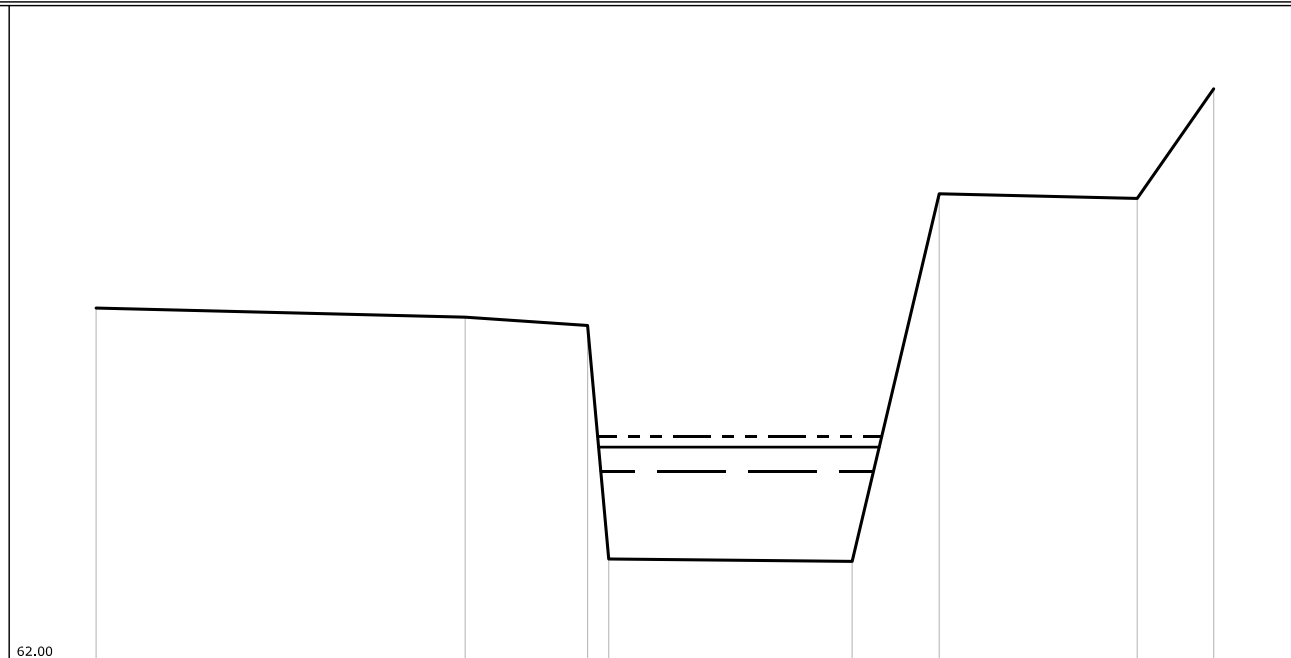
LEGENDA:

TR30 H = 64.49 m. s.l.m. _____

TR200 H = 64.81 m. s.l.m. _____

TR500 H = 64.95 m. s.l.m. - - - - -

SCALA DISTANZE 1:100
 SCALA QUOTE 1:100



PUNTI	1	2	3	4	5	6	7	8
QUOTE [m s.l.m.]	66.65	66.53	66.42 63.33		63.30	68.16	68.10	69.55
DISTANZE PROGRESSIVE [m]	0.00	4.88	6.50 6.78		10.00	11.15	13.77	14.78
DISTANZE PARZIALI [m]		4.88	1.62		3.22	1.15	2.62	1.01

Fosso della Ficola
SEZIONE N° 00027__16

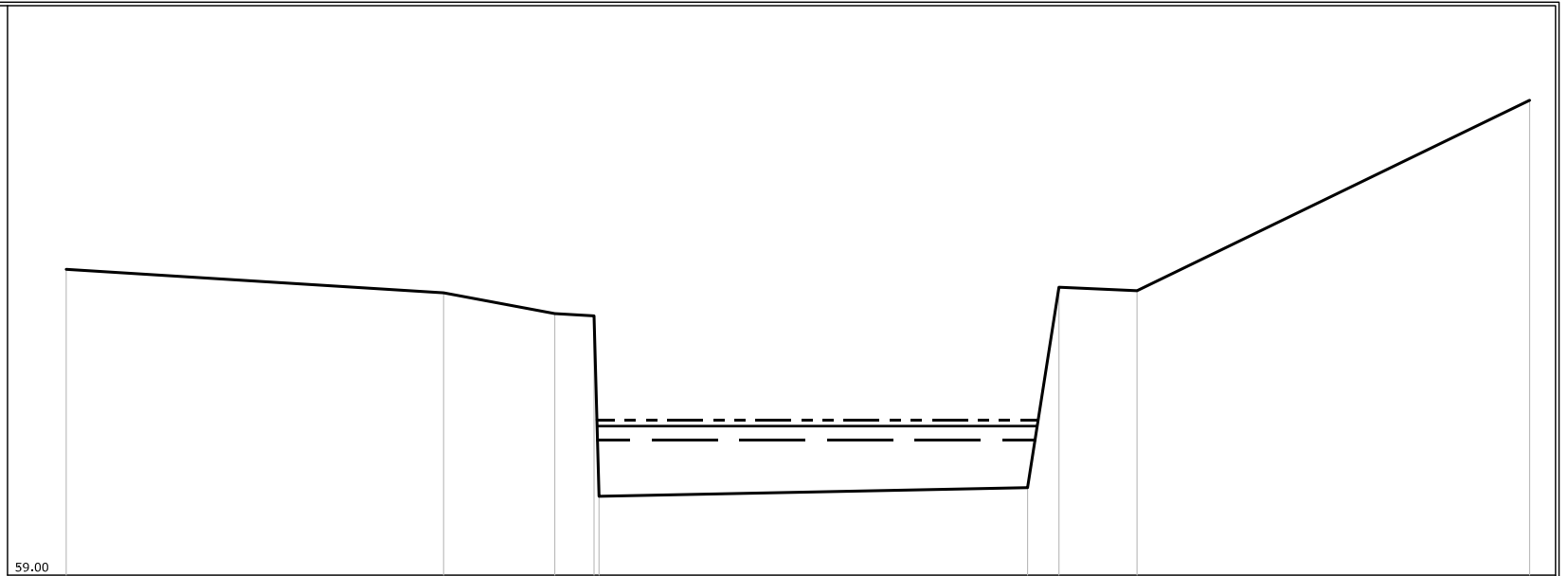
LEGENDA:

TR30 H =60.88 m. s.l.m. ———

TR200 H =61.08 m. s.l.m. ———

TR500 H =61.17 m. s.l.m. - - - - -

SCALA DISTANZE 1:100
SCALA QUOTE 1:100



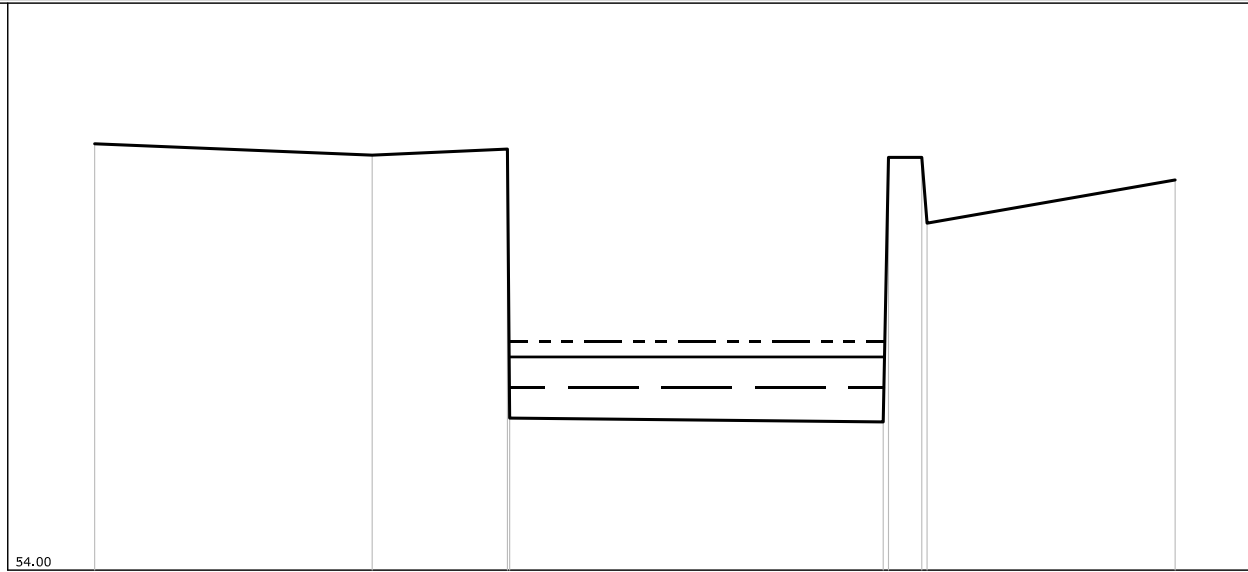
PUNTI	3	4	5	6	8	9	10	11
QUOTE [m s.l.m.]	63.27	62.94	62.65	62.62	60.22	63.02	62.97	65.63
DISTANZE PROGRESSIVE [m]	2.39	7.66	9.21	9.76	15.81	16.25	17.34	22.82
DISTANZE PARZIALI [m]	5.27	1.55	0.55	5.98	1.09	5.48		

Fosso della Ficola
 SEZIONE N° 00017BB16

LEGENDA:

- TR30 H = 56.41 m. s.l.m.
- TR200 H = 56.82 m. s.l.m.
- TR500 H = 57.03 m. s.l.m.

SCALA DISTANZE 1:100
 SCALA QUOTE 1:100



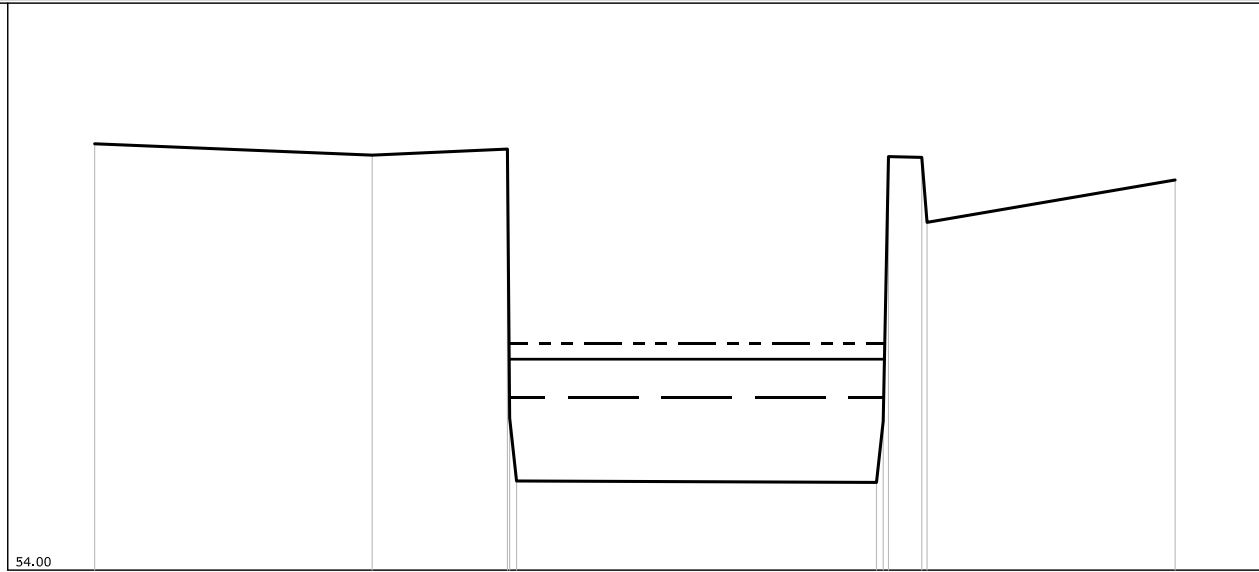
PUNTI	1	2	3	5	7	9
QUOTE [m s.l.m.]	59.64	59.49	59.57	55.96	59.46	59.16
DISTANZE PROGRESSIVE [m]	0.00	3.67	5.46	10.43	10.94	14.29
DISTANZE PARZIALI [m]		3.67	1.79	4.94	3.28	

Fosso della Ficola
 SEZIONE N° 00017BC16

LEGENDA:

- TR30 H = 56.28 m. s.l.m.
- TR200 H = 56.79 m. s.l.m.
- TR500 H = 57.00 m. s.l.m.

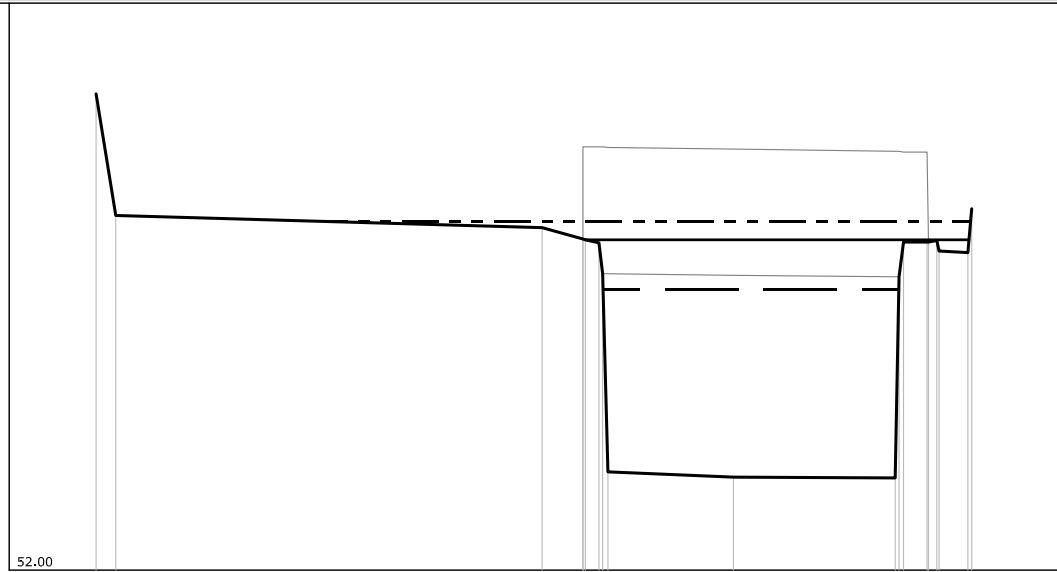
SCALA DISTANZE 1:100
 SCALA QUOTE 1:100



PUNTI	1	2	3	4	5	6	8	9	10	11
QUOTE [m s.l.m.]	59.64	59.49	58.72	58.57	58.57	58.57	55.16	59.47	59.46	59.16
DISTANZE PROGRESSIVE [m]	0.00	3.67	5.46	5.98	5.98	5.98	10.34	10.50	10.94	14.29
DISTANZE PARZIALI [m]		3.67	1.79	0.52	0.52	0.52	4.76	0.16	0.46	3.28

Fosso della Ficola
 SEZIONE N° 00007PB16

LEGENDA:
 TR30 H = 55.71 m. s.l.m. ———
 TR200 H = 56.37 m. s.l.m. ———
 TR500 H = 56.61 m. s.l.m. - - - - -



SCALA DISTANZE 1:100
 SCALA QUOTE 1:100

PUNTI	1	2		3	4	7		10		11	14	6	18
QUOTE [m s.l.m.]	56.30	56.69		56.53	56.38	56.33		53.23		53.22	56.34	56.36	56.20
DISTANZE PROGRESSIVE [m]	0.00	0.26		5.90	6.44	6.65		8.43		10.57	10.99	11.12	11.53
DISTANZE PARZIALI [m]			5.64	0.54		1.66		2.14					

Fosso della Ficola
SEZIONE N° 00007PC16

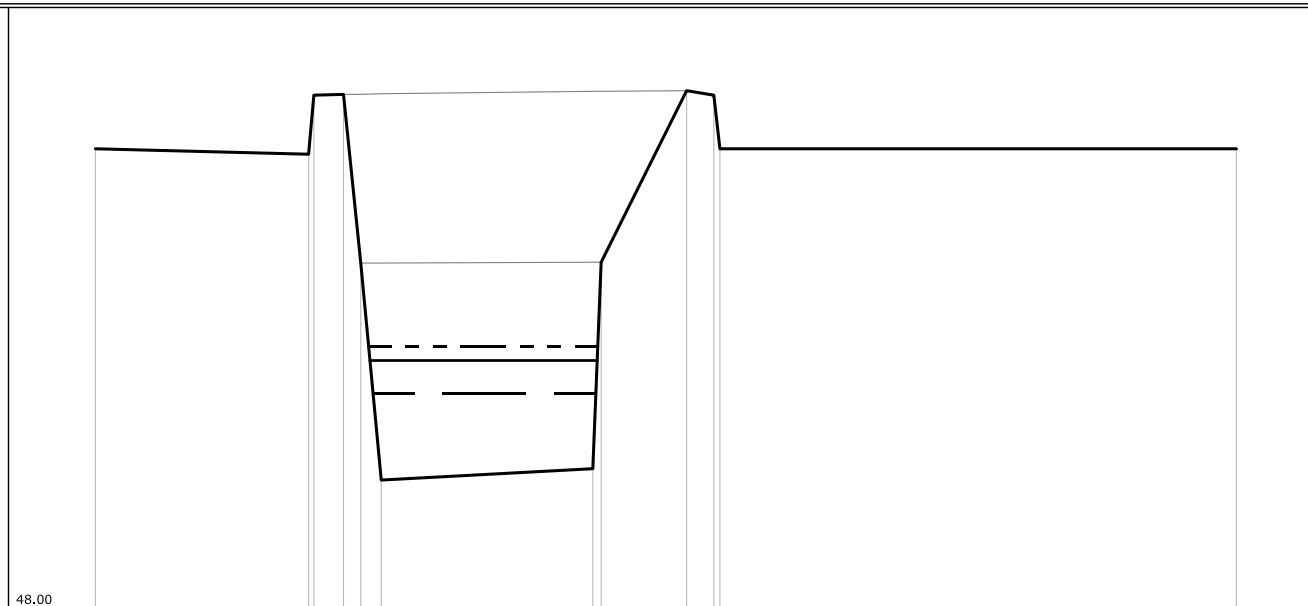
LEGENDA:

TR30 H = 50.83 m. s.l.m. ———

TR200 H = 51.27 m. s.l.m. ———

TR500 H = 51.45 m. s.l.m. - - - - -

SCALA DISTANZE 1:100
SCALA QUOTE 1:100



PUNTI	1	2	4	5	6	7	9	10	12
QUOTE [m s.l.m.]	54.07	54.00	54.79	52.56	49.69	49.84	54.84	54.78	54.07
DISTANZE PROGRESSIVE [m]	0.00	2.82	3.28	3.51	3.78	6.58	7.82	8.18	15.09
DISTANZE PARZIALI [m]		2.82				2.80	1.13		6.83

Fosso della Ficola
SEZIONE N° 00007BC16

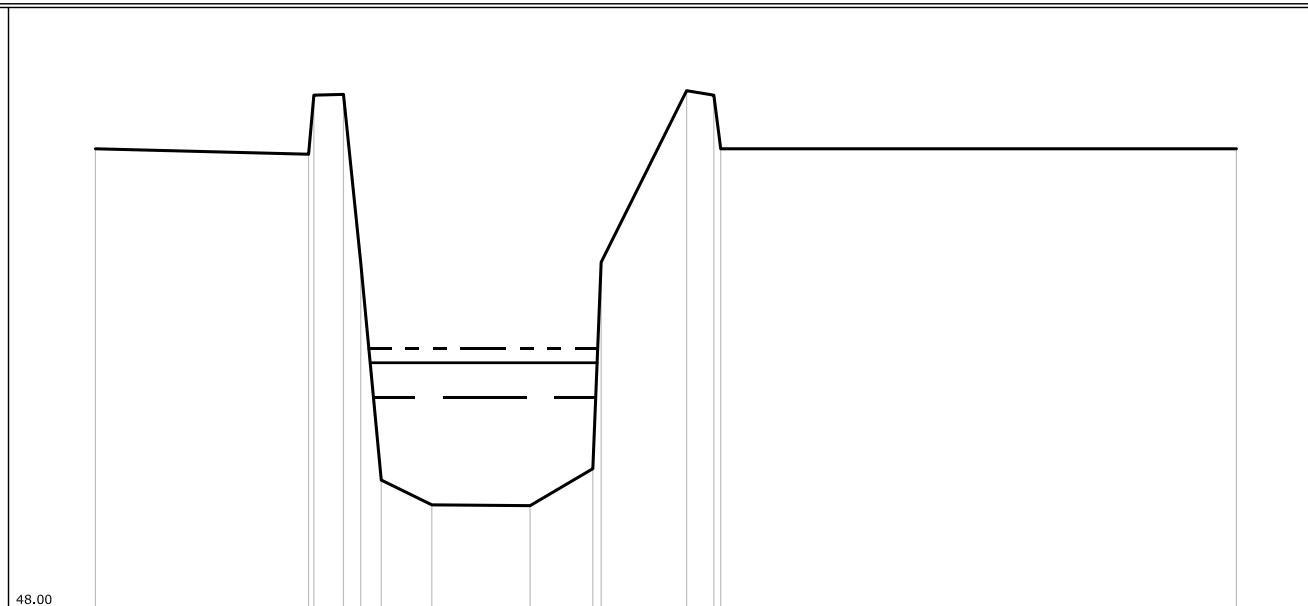
LEGENDA:

TR30 H =50.78 m. s.l.m. ———

TR200 H =51.24 m. s.l.m. ———

TR500 H =51.43 m. s.l.m. - - - - -

SCALA DISTANZE 1:100
SCALA QUOTE 1:100



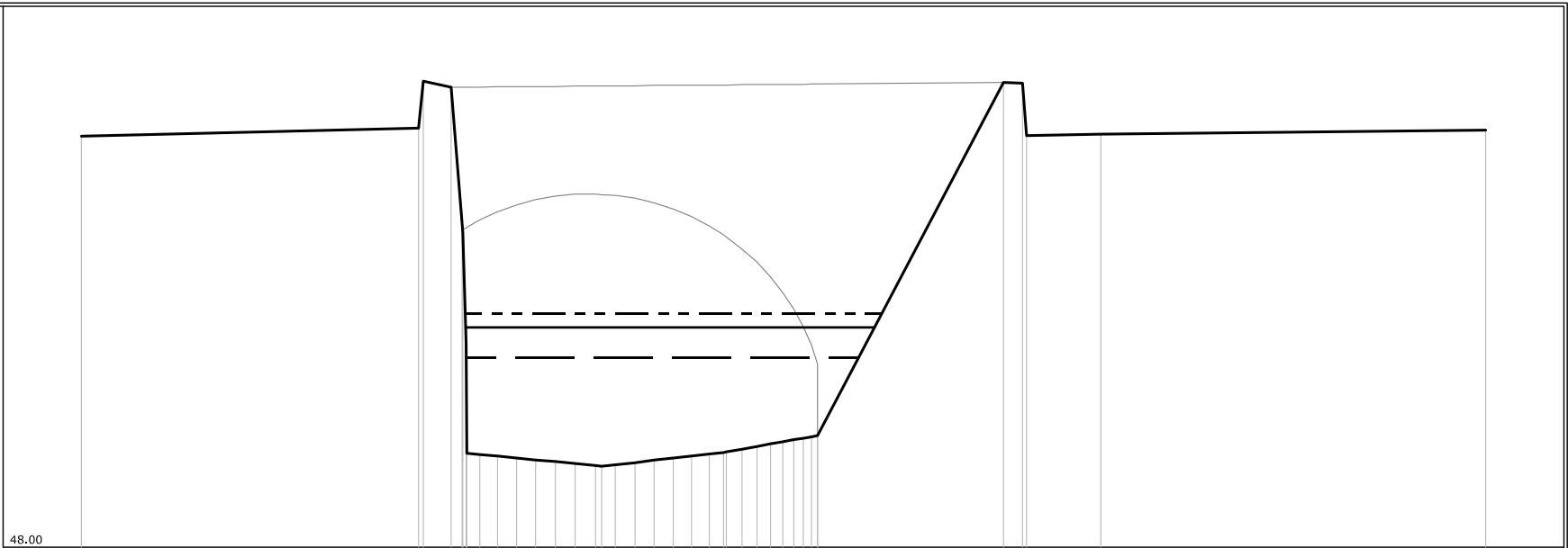
PUNTI	1	2	4	5	6	7	8	9	11	12	14
QUOTE [m s.l.m.]	54.07	54.00	54.79	52.56	49.69	49.36	49.35	49.84	54.84	54.78	54.07
DISTANZE PROGRESSIVE [m]	0.00	2.82	3.28	3.51	3.78	4.45	5.75	6.58	7.82	8.18	15.09
DISTANZE PARZIALI [m]		2.82			0.67	1.30	0.83	1.13			6.82

Fosso della Ficola
SEZIONE N° 00006PB16

LEGENDA:

- TR30 H = 50.78 m. s.l.m.
- TR200 H = 51.23 m. s.l.m.
- TR500 H = 51.43 m. s.l.m.


SCALA DISTANZE 1:100
SCALA QUOTE 1:100





PUNTI	1		2	4	5	9	10	11	12	13	14	15	17	18	19	20	21	22	23	25	26	27	28	29	30	32		34	35		37		38	
QUOTE [m s.l.m.]	54.04		54.16	54.76	52.76	49.36	49.34	49.31	49.28	49.26	49.23	49.20	49.21	49.24	49.28	49.31	49.34	49.37	49.39	49.44	49.48	49.52	49.55	49.58	49.60	49.61	49.64		54.83	54.82		54.07		54.13
DISTANZE PROGRESSIVE [m]	0.00		4.95	5.43	5.59	5.85	6.11	6.39	6.67	6.96	7.25	7.55	7.84	8.13	8.41	8.69	8.96	9.22	9.43	9.70	9.92	10.12	10.30	10.46	10.61	10.81		13.54	13.82		14.97		20.62	
DISTANZE PARZIALI [m]			4.95				4.61																						1.09		5.65			

Fosso della Ficola
 SEZIONE N° 00001__16

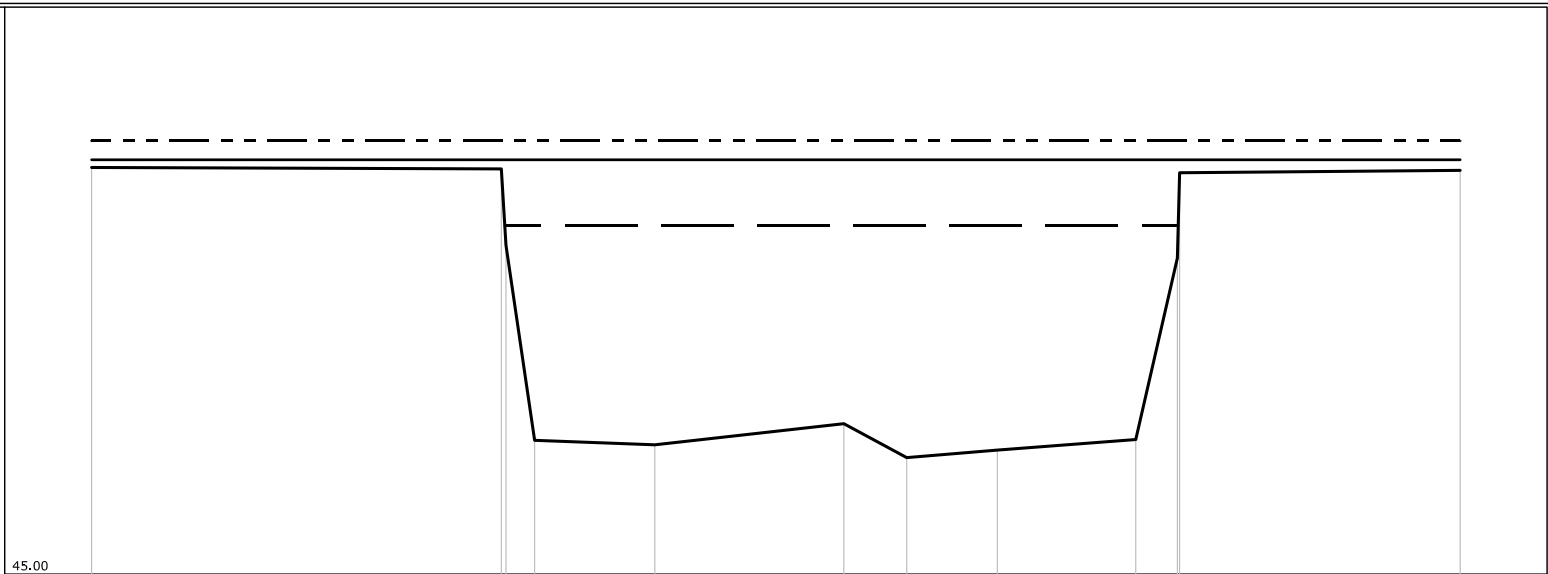
LEGENDA:

TR30 H = 49.61 m. s.l.m. 

TR200 H = 50.48 m. s.l.m. 

TR500 H = 50.73 m. s.l.m. 

SCALA DISTANZE 1:100
 SCALA QUOTE 1:100



PUNTI	1	2	4	5	6	7	8	9	10	12
QUOTE [m s.l.m.]	50.38	50.36	46.77	46.71	46.99	46.54	46.64	46.78	49.18	50.34
DISTANZE PROGRESSIVE [m]	0.00	5.42	5.86	7.45	9.95	10.78	11.98	13.81	14.36	18.10
DISTANZE PARZIALI [m]		5.42		1.59	2.50	0.83	1.20	1.83	0.55	3.71

Canale di Stabbio

Canale di Stabblo
SEZIONE N° 00024__16

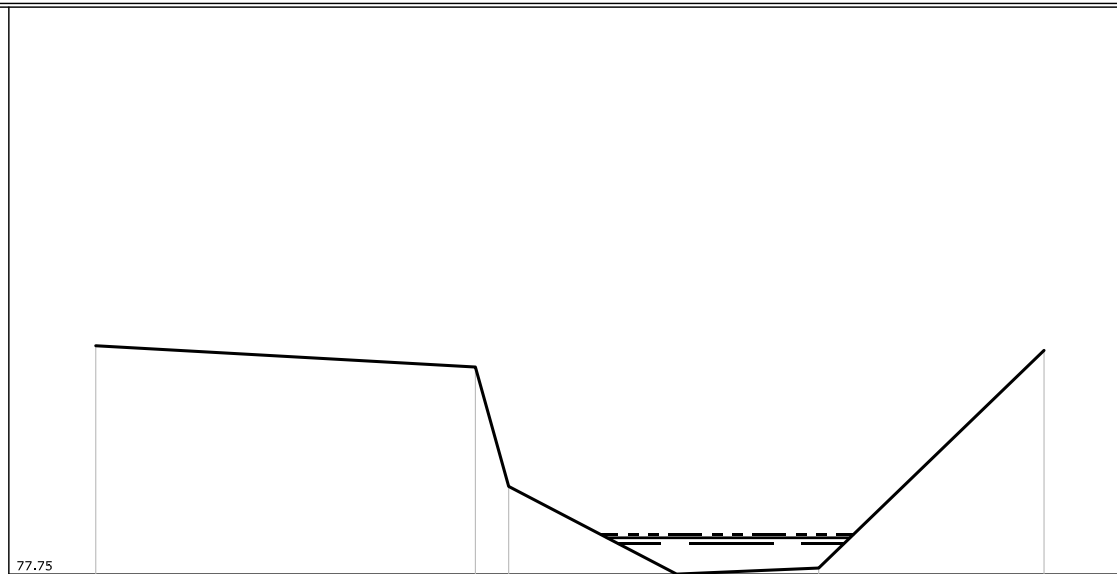
LEGENDA:

TR30 H = 77.95 m. s.l.m. _____

TR200 H = 77.99 m. s.l.m. _____

TR500 H = 78.01 m. s.l.m. - - - - -

SCALA DISTANZE 1:50
SCALA QUOTE 1:50



PUNTI	1	2	3	4	5	6
QUOTE [m s.l.m.]	79.26	79.12	78.33	77.75	77.79	79.23
DISTANZE PROGRESSIVE [m]	0.00	2.51	2.73	3.84	4.78	6.27
DISTANZE PARZIALI [m]		2.51		1.11	0.94	1.49

Canale di Stabblo
SEZIONE N° 00022BB16

LEGENDA:

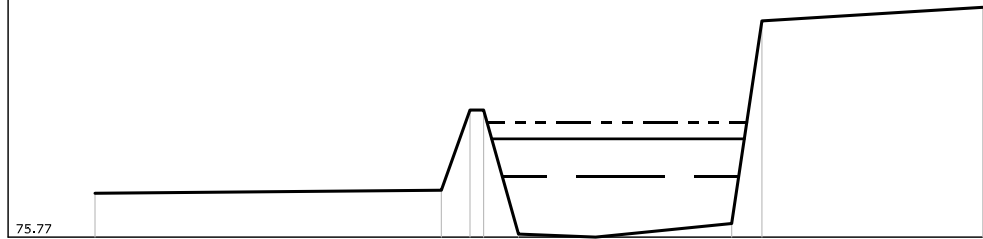
TR30 H = 76.17 m. s.l.m. 

TR200 H = 76.42 m. s.l.m.

TR500 H = 76.53 m. s.l.m.

SCALA DISTANZE 1:50
SCALA QUOTE 1:50

75.77





PUNTI	1	2	3	4	5	6	7	8	9
QUOTE [m s.l.m.]	76.06	76.08	76.61	76.61	75.79	75.77	75.86	77.20	77.29
DISTANZE PROGRESSIVE [m]	0.00	2.29	2.48	2.57	2.80	3.31	4.21	4.41	5.87
DISTANZE PARZIALI [m]		2.29			0.51	0.90		1.46	

Canale di Stabblo
SEZIONE N° 00022BC16

LEGENDA:

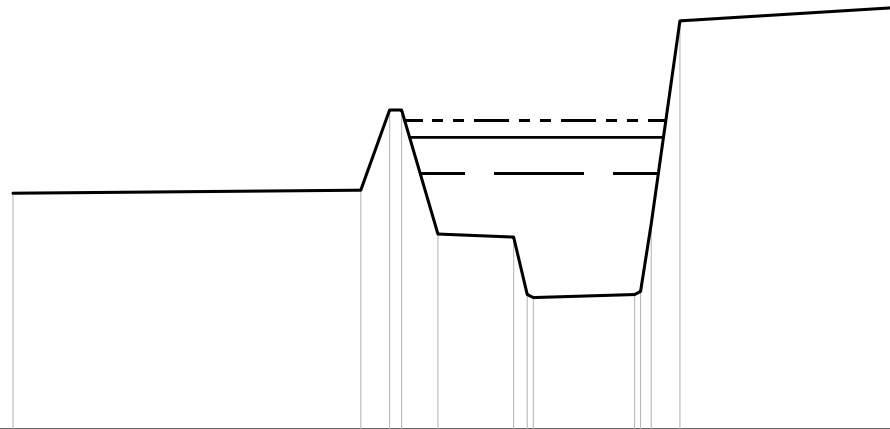
TR30 H = 76.19 m. s.l.m. 

TR200 H = 76.43 m. s.l.m. 

TR500 H = 76.54 m. s.l.m. 

SCALA DISTANZE 1:50
SCALA QUOTE 1:50

74.50



PUNTI	1	2	3	4	5	6	7	9	11	12	13
QUOTE [m s.l.m.]	76.06	76.08	76.61	76.61	75.79	75.77	75.39	75.39	75.86	77.20	77.29
DISTANZE PROGRESSIVE [m]	0.00	2.30	2.49	2.57	2.81	3.31	3.40	4.11	4.22	4.41	5.87
DISTANZE PARZIALI [m]		2.30			0.50		0.67			1.46	

Canale di Stabbio
SEZIONE N° 00022BD16

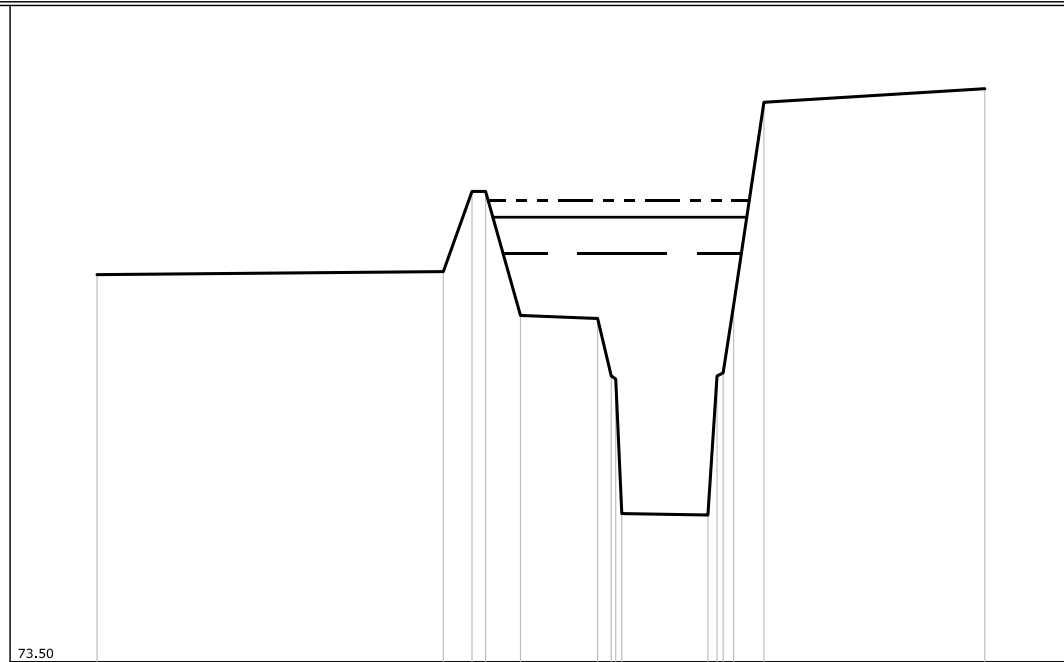
LEGENDA:

TR30 H = 76.20 m. s.l.m. _____

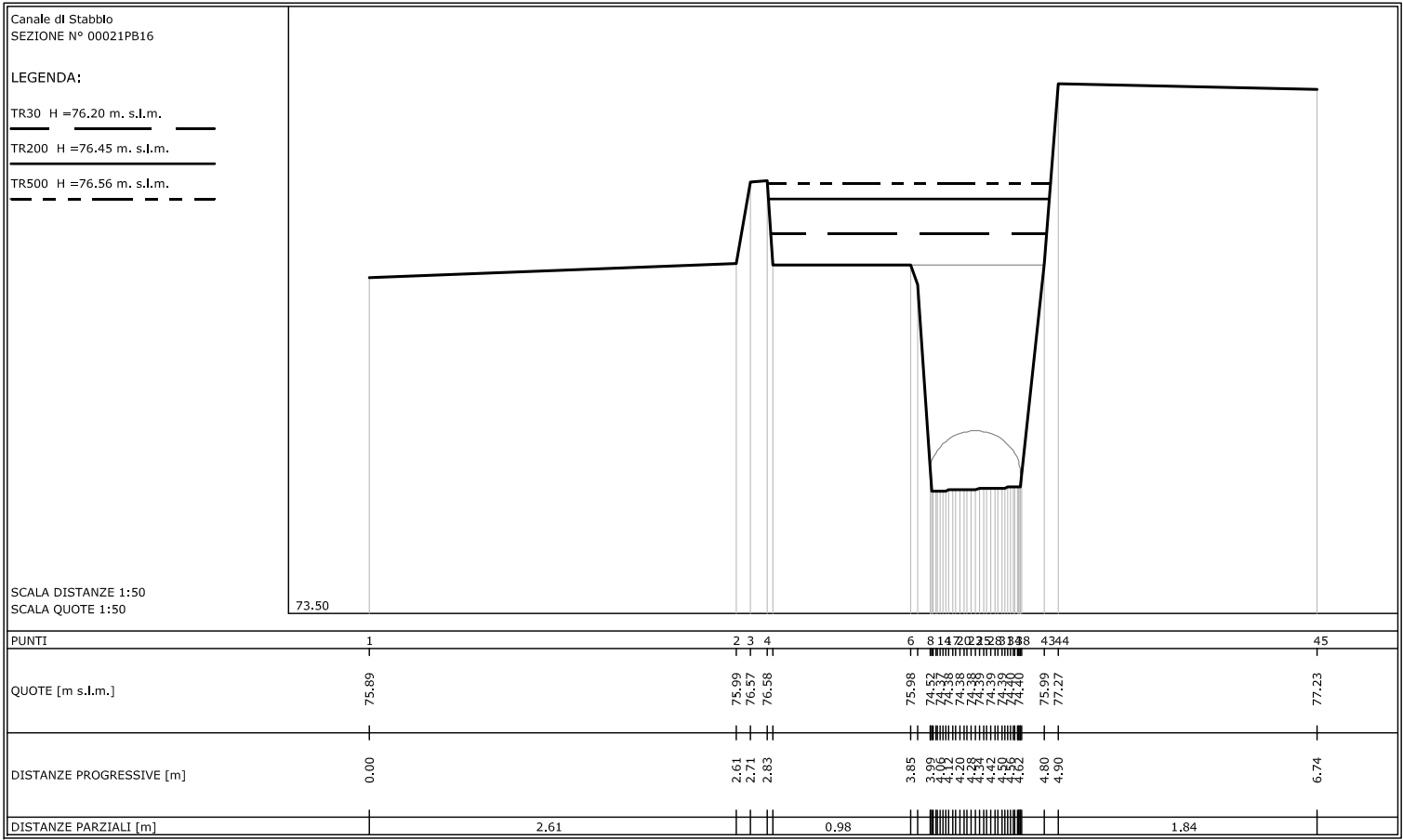
TR200 H = 76.44 m. s.l.m. _____

TR500 H = 76.55 m. s.l.m. - - - - -

SCALA DISTANZE 1:50
SCALA QUOTE 1:50



PUNTI	1	2	3	4	5	6	7	9	10	11	13	14	15
QUOTE [m s.l.m.]	76.06	76.08	76.61	76.61	75.79	75.77	75.39	74.48	74.47	75.41	75.86	77.20	77.29
DISTANZE PROGRESSIVE [m]	0.00	2.29	2.48	2.57	2.80	3.31	3.40	3.47	4.04	4.14	4.21	4.41	5.87
DISTANZE PARZIALI [m]		2.29				0.51		0.57				1.46	

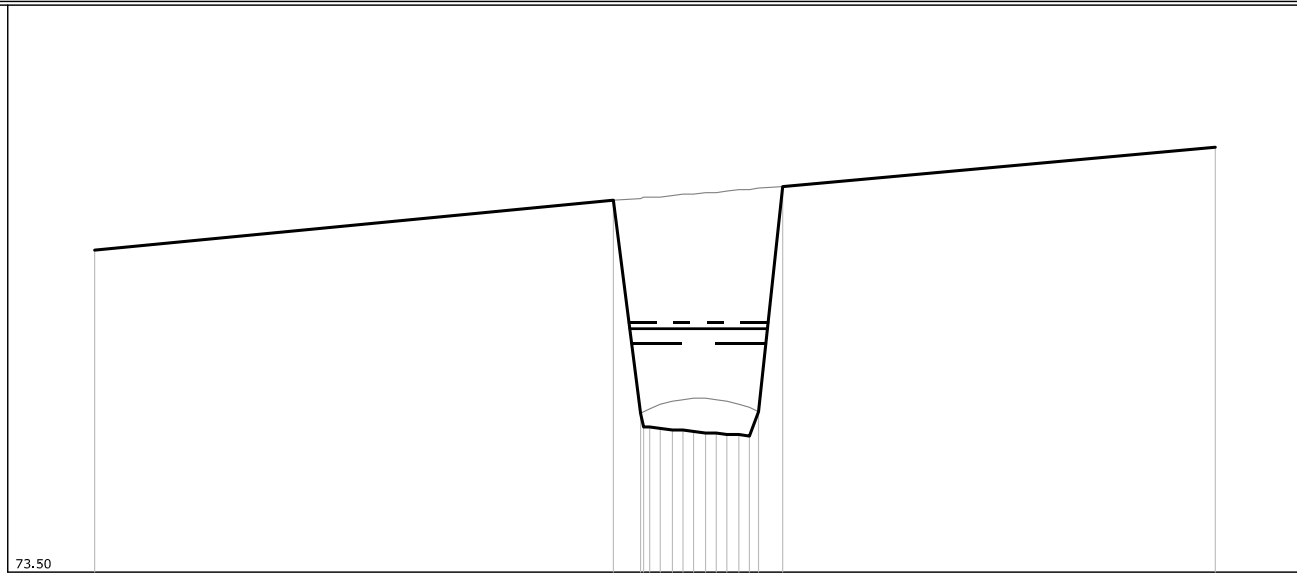


Canale di Stabblo
 SEZIONE N° 00021PC16

LEGENDA:

- TR30 H =75.01 m. s.l.m.
- TR200 H =75.11 m. s.l.m.
- TR500 H =75.15 m. s.l.m.

SCALA DISTANZE 1:50
 SCALA QUOTE 1:50



PUNTI	1	2	3	6	7	8	9	10	11	12	13	14	16	17
QUOTE [m s.l.m.]	75.63	75.96	74.55	74.45	74.44	74.43	74.42	74.41	74.40	74.40	74.40	74.40	76.05	76.31
DISTANZE PROGRESSIVE [m]	0.00	3.43	3.61	3.74	3.82	3.89	4.04	4.18	4.33	4.55	4.86	5.17	7.41	
DISTANZE PARZIALI [m]		3.43									2.86			

Canale di Stabblo
SEZIONE N° 00020__16

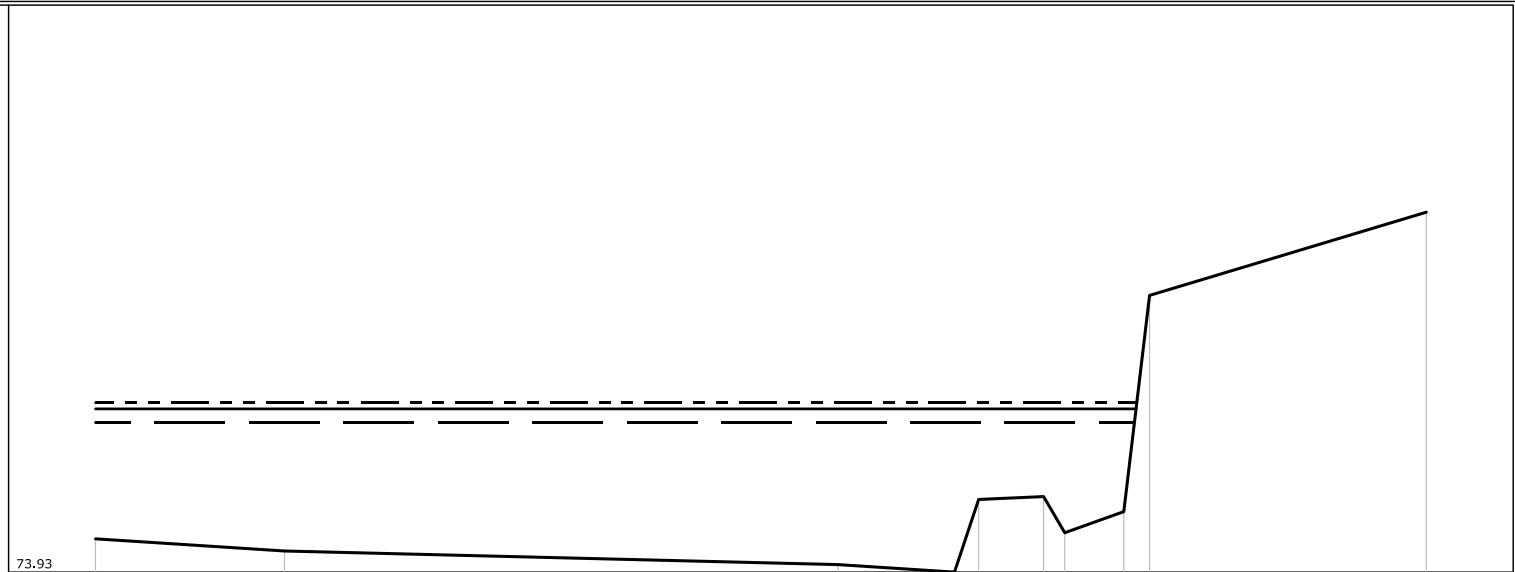
LEGENDA:

TR30 H = 74.92 m. s.l.m. ———

TR200 H = 75.01 m. s.l.m. ———

TR500 H = 75.05 m. s.l.m. - - - - -

SCALA DISTANZE 1:50
SCALA QUOTE 1:50



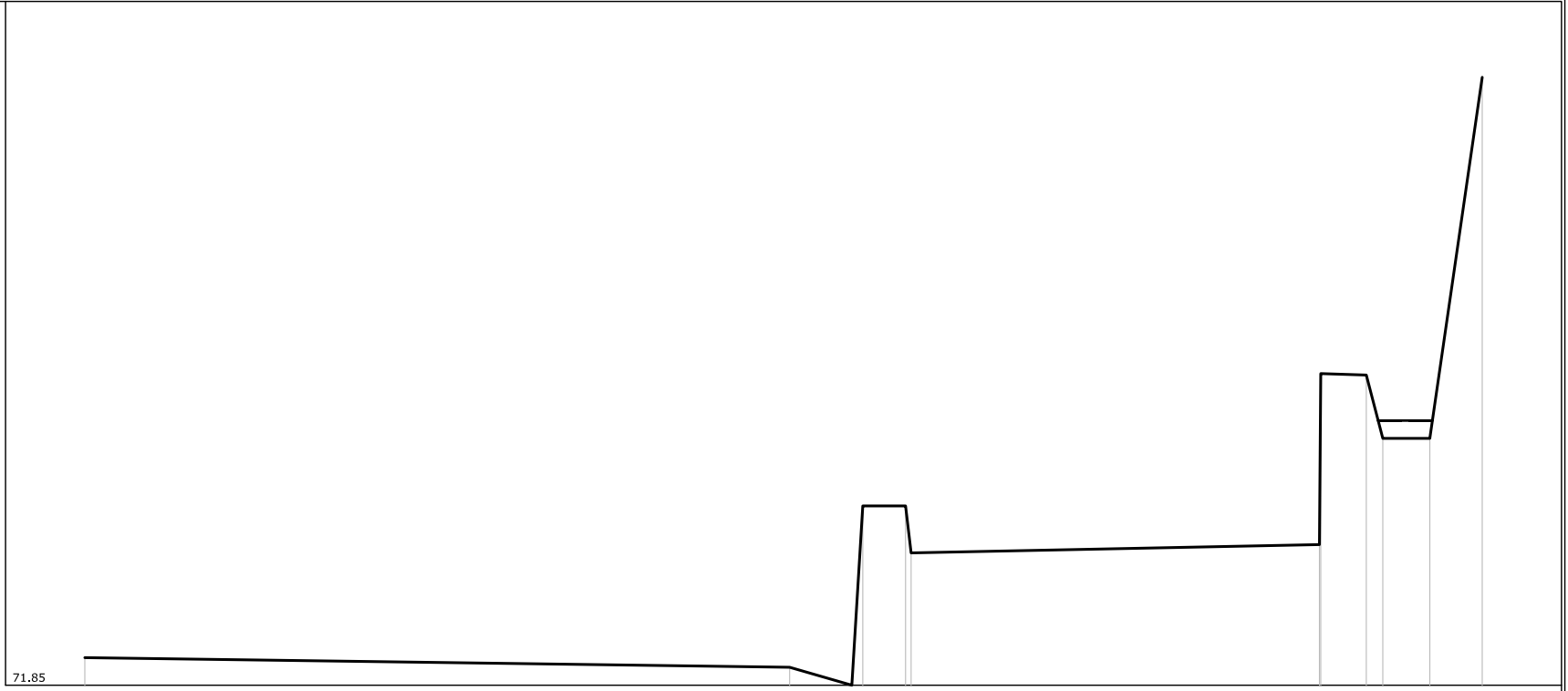
PUNTI	1	2	3	4	5	6	7	8	9	10
QUOTE [m s.l.m.]	74.15	74.07	73.98	73.93	74.41	74.43	74.19	74.33	75.76	76.31
DISTANZE PROGRESSIVE [m]	0.00	1.25	4.91	5.68	5.84	6.27	6.41	6.80	6.97	8.80
DISTANZE PARZIALI [m]		1.25	3.66	0.77	0.43	0.39		1.83		

Canale di Stabbio
SEZIONE N° 00013__16

LEGENDA:

- TR30 H = 73.77 m. s.l.m.
- TR200 H = 73.77 m. s.l.m.
- TR500 H = 73.77 m. s.l.m.

SCALA DISTANZE 1:50
SCALA QUOTE 1:50



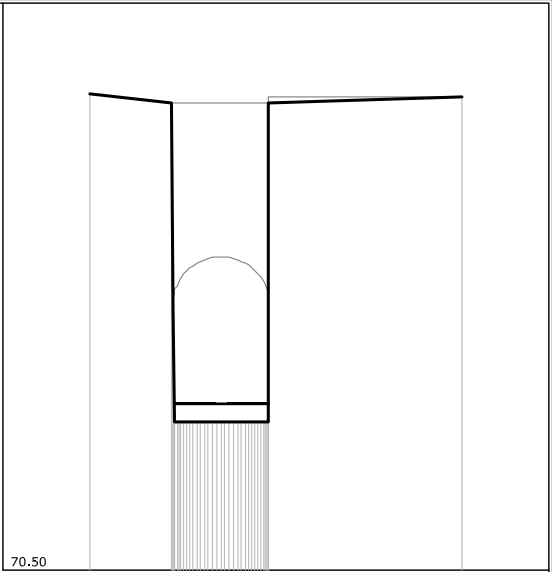
PUNTI	1	2	3	4	5	7	9	10	11	12
QUOTE [m s.l.m.]	72.05	71.98	71.95	73.15	73.15	72.87	74.10	73.64	73.64	76.26
DISTANZE PROGRESSIVE [m]	0.00	5.11	5.56	5.64	5.95	8.95	9.29	9.41	9.75	10.13
DISTANZE PARZIALI [m]		5.11	0.45	0.31	2.96	0.33	0.34	0.38		

Canale di Stabblo
 SEZIONE N° 00012PB16

LEGENDA:

- TR30 H = 71.60 m. s.l.m.
- TR200 H = 71.60 m. s.l.m.
- TR500 H = 71.60 m. s.l.m.

SCALA DISTANZE 1:50
 SCALA QUOTE 1:50



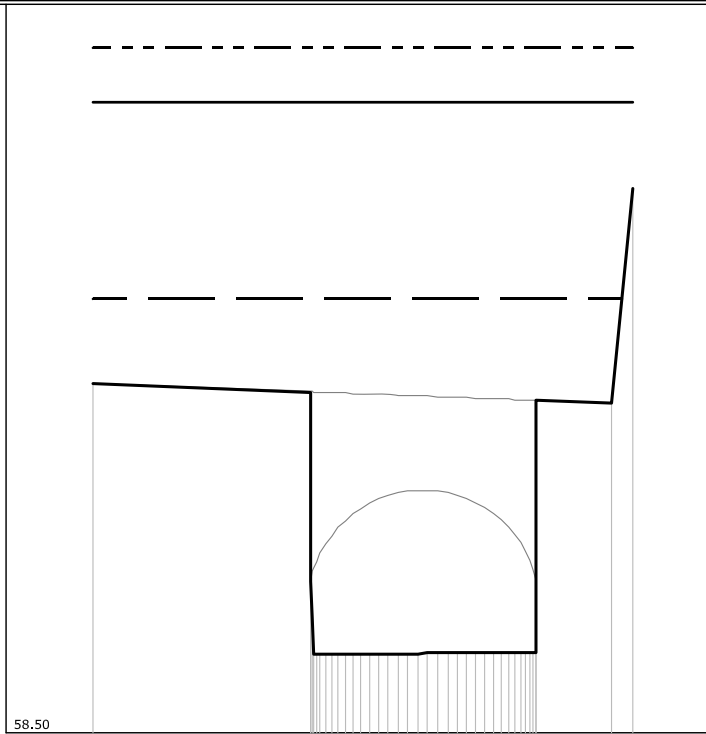
PUNTI	1	2 1014 7924 731	38
QUOTE [m s.l.m.]	73.65	73.59 71.48 71.48 71.48 71.48 71.48 71.48	73.63
DISTANZE PROGRESSIVE [m]	0.00	0.54 0.62 0.71 0.83 0.95 1.13	2.46
DISTANZE PARZIALI [m]	0.54		1.28

Canale di Stabblo
SEZIONE N° 00012PC16

LEGENDA:

- TR30 H = 61.37 m. s.l.m.
- TR200 H = 62.67 m. s.l.m.
- TR500 H = 63.03 m. s.l.m.

SCALA DISTANZE 1:50
SCALA QUOTE 1:50



PUNTI	1	2	8	10	12	14	16	17	19	20	22	24	26	28	30	35	37	38
QUOTE [m s.l.m.]	60.81	60.75	59.02	59.02	59.02	59.02	59.02	59.02	59.02	59.03	59.03	59.03	59.03	59.03	59.03	60.68	62.10	
DISTANZE PROGRESSIVE [m]	0.00	1.44	1.83	1.72	1.83	1.95	2.02	2.15	2.35	2.47	2.50	2.70	2.70	2.86	2.93	3.43	3.57	
DISTANZE PARZIALI [m]		1.44														0.50		

Fosso di Stabbio

Fosso di Stabblo
 SEZIONE N° 00021__16

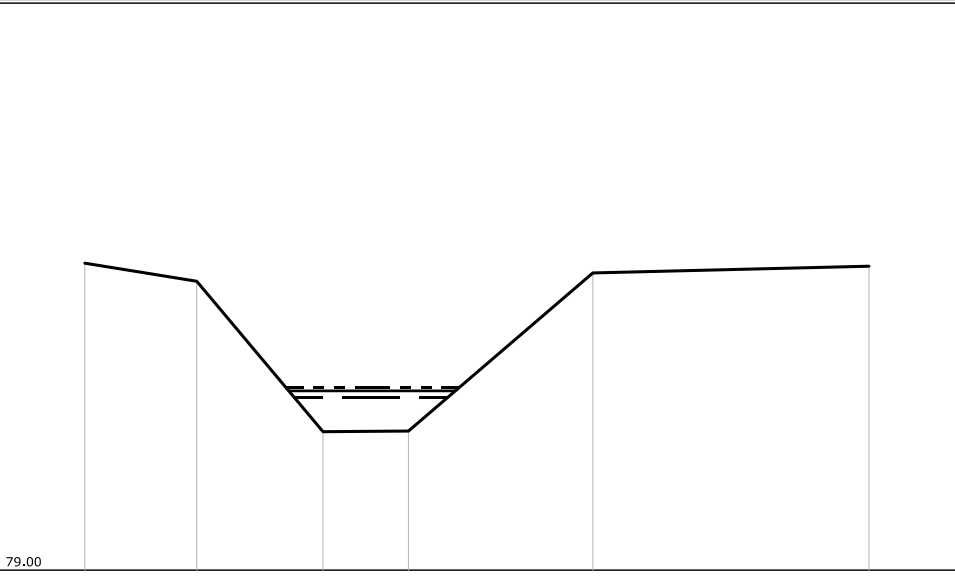
LEGENDA:

TR30 H =81.28 m. s.l.m. _____

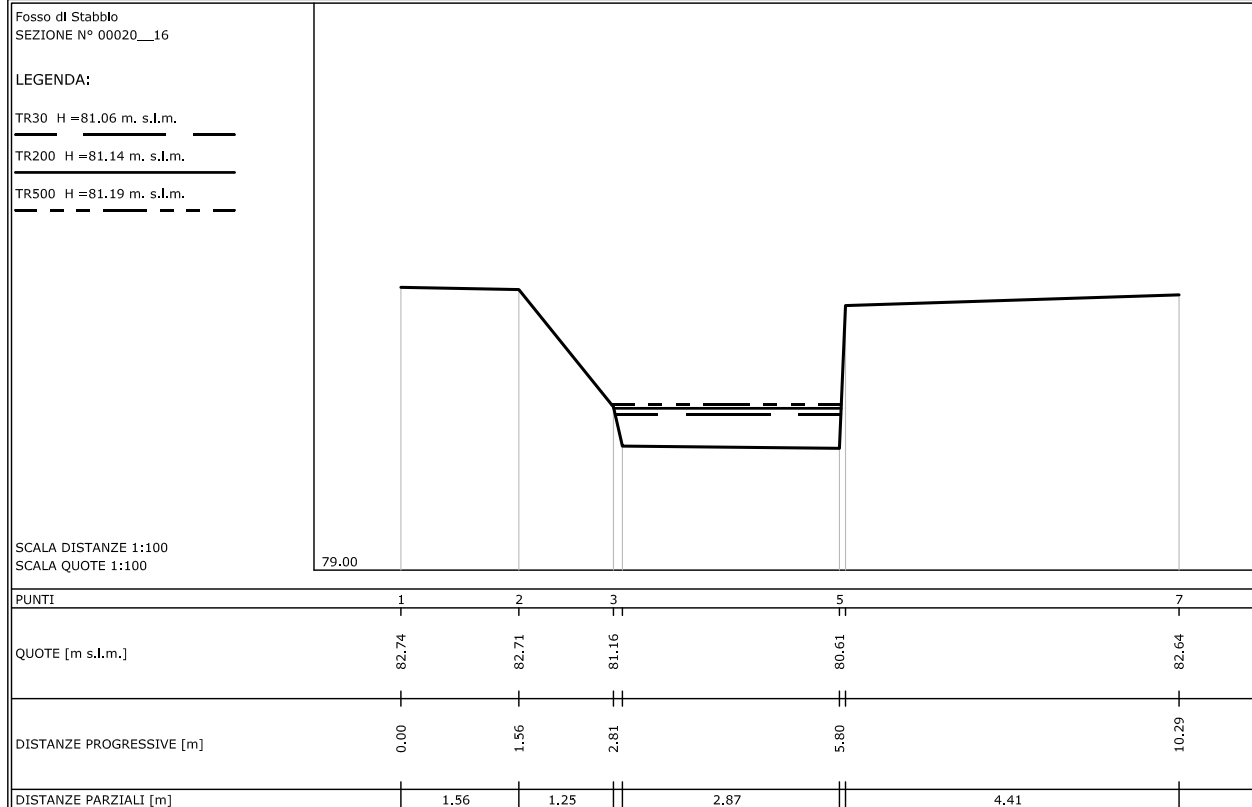
TR200 H =81.37 m. s.l.m. _____

TR500 H =81.41 m. s.l.m. - - - - -

SCALA DISTANZE 1:100
 SCALA QUOTE 1:100



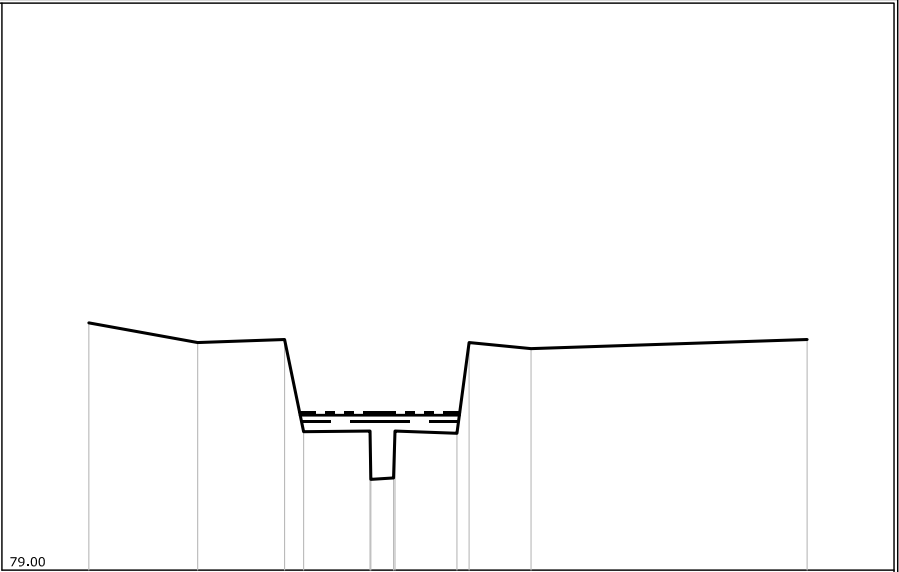
PUNTI	1	2	3	4	5	6
QUOTE [m s.l.m.]	83.06	82.82	80.83	80.84	82.93	83.02
DISTANZE PROGRESSIVE [m]	0.00	1.48	3.15	4.28	6.72	10.37
DISTANZE PARZIALI [m]		1.48	1.67	1.13	2.44	3.65



Fosso di Stabblo
 SEZIONE N° 00019BB16

LEGENDA:
 TR30 H =80.97 m. s.l.m.
 TR200 H =81.05 m. s.l.m.
 TR500 H =81.09 m. s.l.m.

SCALA DISTANZE 1:100
 SCALA QUOTE 1:100

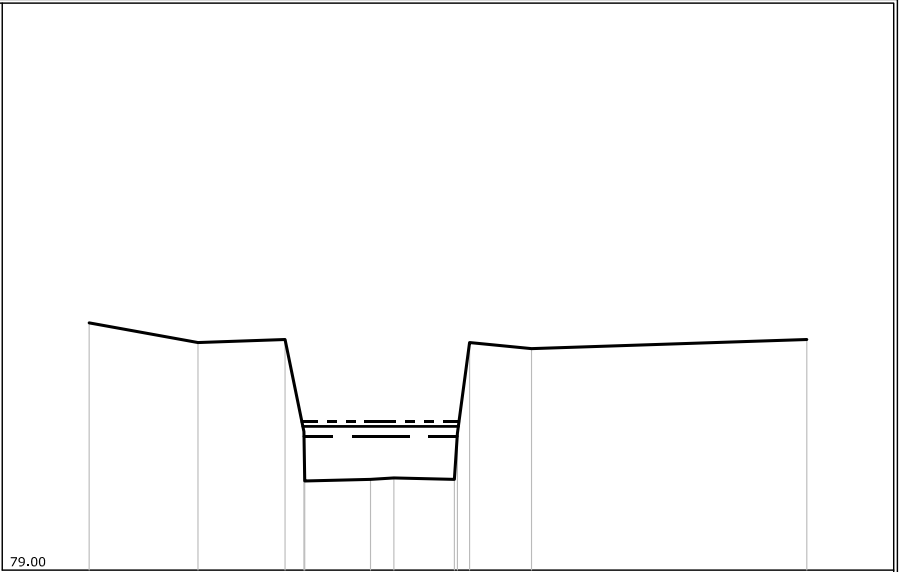


PUNTI	1	2	3	4	5	7	9	10	11	12
QUOTE [m s.l.m.]	82.27	82.01	82.05	80.83	80.84	80.22	80.81	82.01	81.93	82.05
DISTANZE PROGRESSIVE [m]	0.00	1.44	2.59	2.84	3.72	4.03	4.87	5.03	5.85	9.50
DISTANZE PARZIALI [m]		1.44	1.15	0.88		0.82	0.82		3.65	

Fosso di Stabblo
 SEZIONE N° 00019BC16

LEGENDA:
 TR30 H =80.77 m. s.l.m. _____
 TR200 H =80.90 m. s.l.m. _____
 TR500 H =80.96 m. s.l.m. - - - - -


SCALA DISTANZE 1:100
 SCALA QUOTE 1:100





PUNTI	1	2	3	4	6	7	8	10	11	12
QUOTE [m s.l.m.]	82.27	82.01	82.05	80.83	80.20	80.22	80.20	82.01	81.93	82.05
DISTANZE PROGRESSIVE [m]	0.00	1.44	2.59	2.84	3.72	4.03	4.83	5.03	5.85	9.49
DISTANZE PARZIALI [m]		1.44	1.15	0.87	0.80	0.82	3.64			

Fosso di Stabblo
 SEZIONE N° 00019BD16

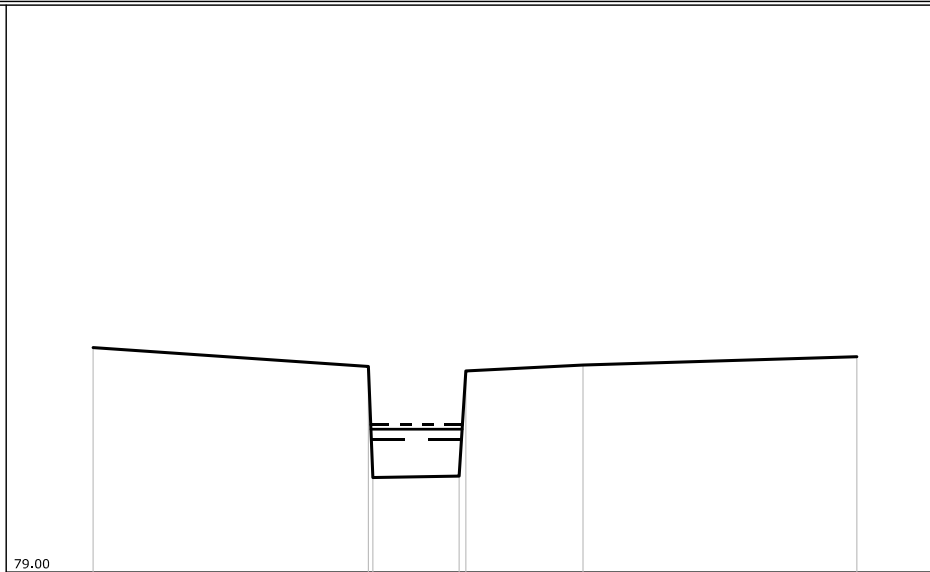
LEGENDA:

TR30 H = 80.76 m. s.l.m. 

TR200 H = 80.89 m. s.l.m. 

TR500 H = 80.95 m. s.l.m. 

SCALA DISTANZE 1:100
 SCALA QUOTE 1:100



PUNTI	1	2	4	6	7
QUOTE [m s.l.m.]	81.97	81.72	80.27	81.74	81.85
DISTANZE PROGRESSIVE [m]	0.00	3.64	4.84	6.48	10.10
DISTANZE PARZIALI [m]		3.64	1.14	1.55	3.62

Fosso di Stabblo
 SEZIONE N° 00017BB16

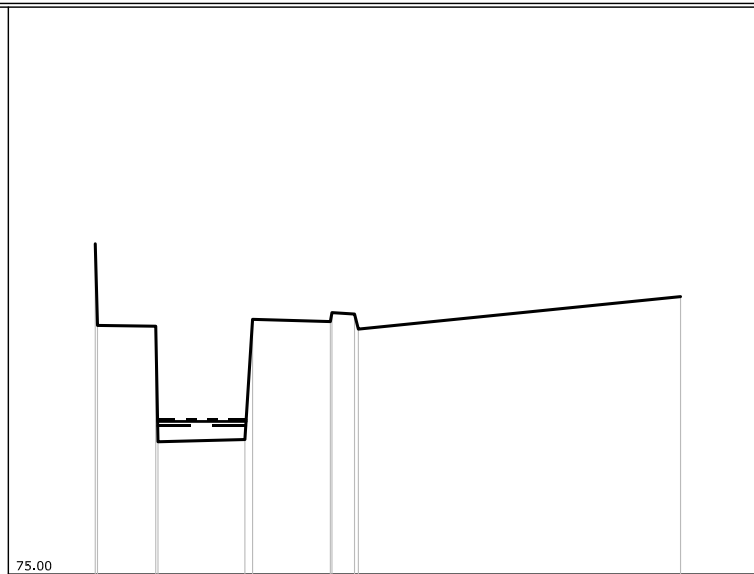
LEGENDA:

TR30 H =76.96 m. s.l.m. ———

TR200 H =77.02 m. s.l.m. ———

TR500 H =77.04 m. s.l.m. - - - - -

SCALA DISTANZE 1:100
 SCALA QUOTE 1:100



PUNTI	1	3	5	7	9	11
QUOTE [m s.l.m.]	79.37	76.28	76.78	78.34	78.44	78.67
DISTANZE PROGRESSIVE [m]	0.00	0.80	1.98	3.11	3.43	7.74
DISTANZE PARZIALI [m]		0.77	1.15	1.03		4.26

Fosso di Stabblo
 SEZIONE N° 00017BC16

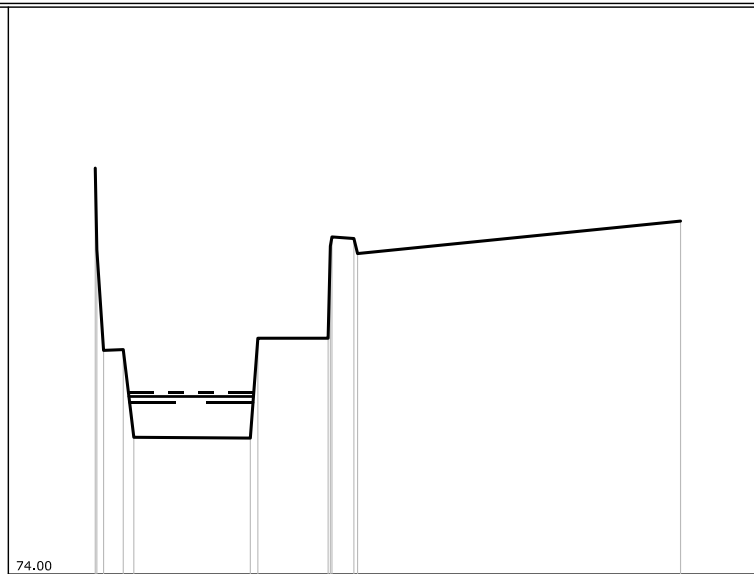
LEGENDA:

TR30 H =76.27 m. s.l.m. _____

TR200 H =76.35 m. s.l.m. _____

TR500 H =76.40 m. s.l.m. - - - - -

SCALA DISTANZE 1:100
 SCALA QUOTE 1:100



PUNTI	1	4	5	6	8	11	13
QUOTE [m s.l.m.]	79.37	76.97	75.81	75.80	77.12	78.44	78.67
DISTANZE PROGRESSIVE [m]	0.00	0.37	0.51	2.05	3.08	3.42	7.74
DISTANZE PARZIALI [m]			1.54	0.93		4.27	

Fosso di Stabblo
 SEZIONE N° 00016BA16

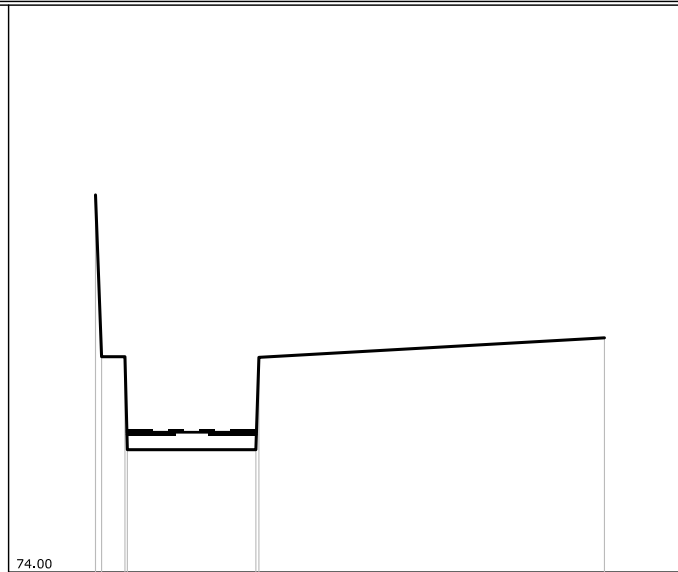
LEGENDA:

TR30 H =75.82 m. s.l.m. ———

TR200 H =75.85 m. s.l.m. ———

TR500 H =75.87 m. s.l.m. - - - - -

SCALA DISTANZE 1:100
 SCALA QUOTE 1:100



PUNTI	1	3	5	7
QUOTE [m s.l.m.]	78.99	76.85	75.62	77.10
DISTANZE PROGRESSIVE [m]	0.00	0.39	2.12	6.73
DISTANZE PARZIALI [m]		1.70	4.57	

Fosso di Stabblo
 SEZIONE N° 00016BB16

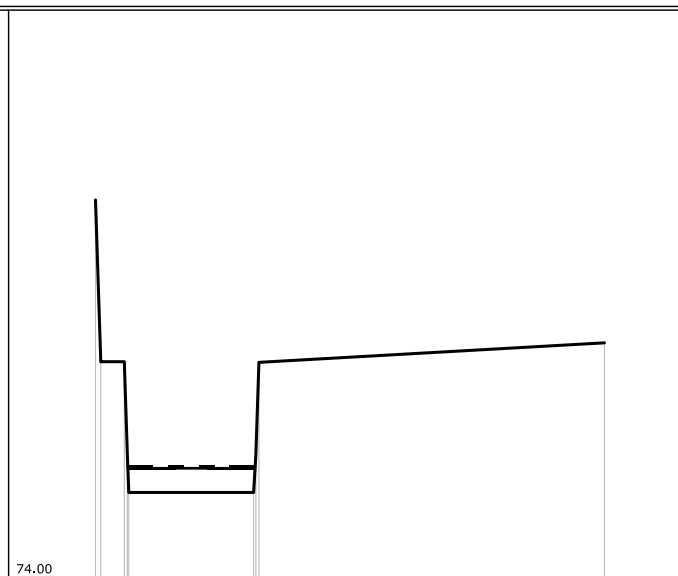
LEGENDA:

TR30 H =75.44 m. s.l.m. ———

TR200 H =75.44 m. s.l.m. ———

TR500 H =75.46 m. s.l.m. - - - - -

SCALA DISTANZE 1:100
 SCALA QUOTE 1:100



PUNTI	1	3	6	9
QUOTE [m s.l.m.]	78.99	76.85	75.12	77.10
DISTANZE PROGRESSIVE [m]	0.00	0.38	2.09	6.73
DISTANZE PARZIALI [m]		1.65	4.57	

Fosso di Stabbio
 SEZIONE N° 00016BC16

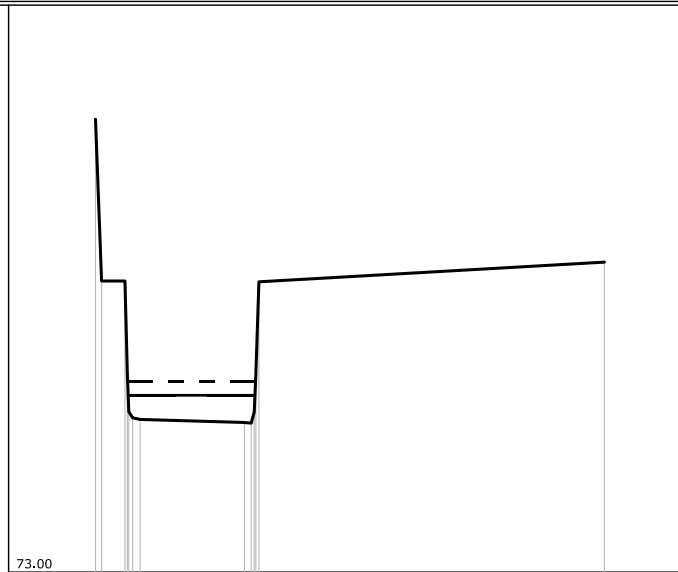
LEGENDA:

TR30 H =75.33 m. s.l.m. ———

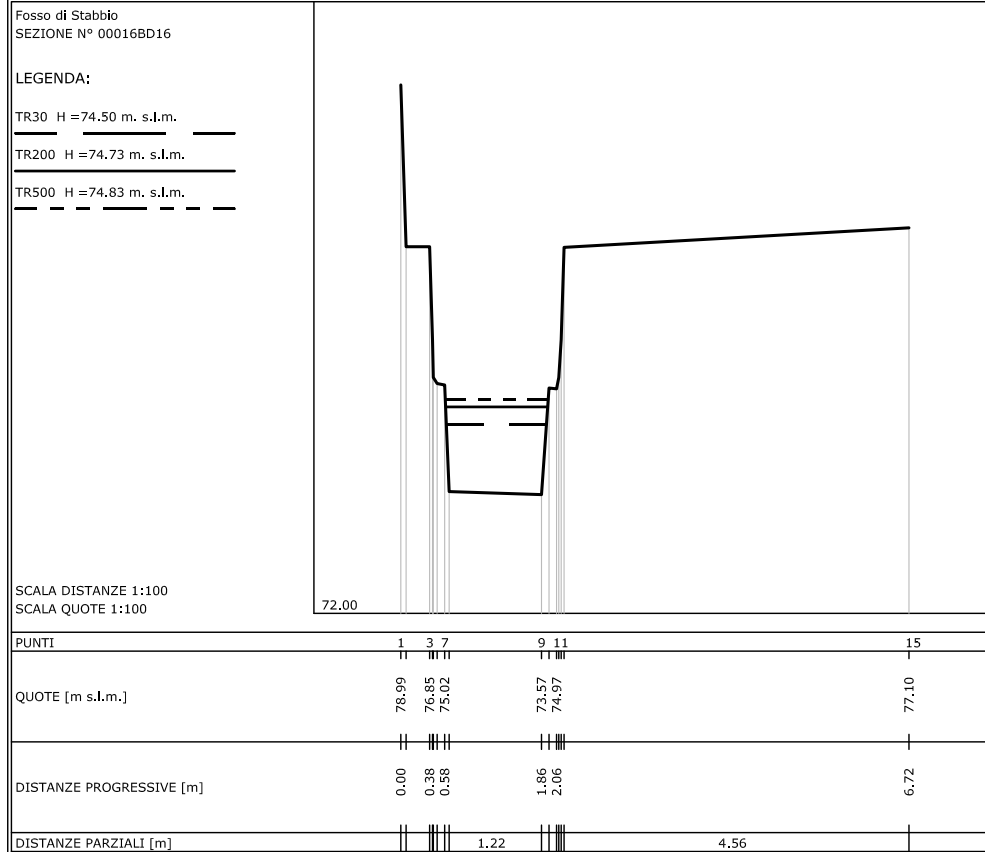
TR200 H =75.34 m. s.l.m. ———

TR500 H =75.52 m. s.l.m. - - - - -

SCALA DISTANZE 1:100
 SCALA QUOTE 1:100



PUNTI	1	3	7	8	10	13
QUOTE [m s.l.m.]	78.99	76.85	75.02	74.98	75.12	77.10
DISTANZE PROGRESSIVE [m]	0.00	0.39	0.59	1.97	2.10	6.73
DISTANZE PARZIALI [m]			1.38		4.57	

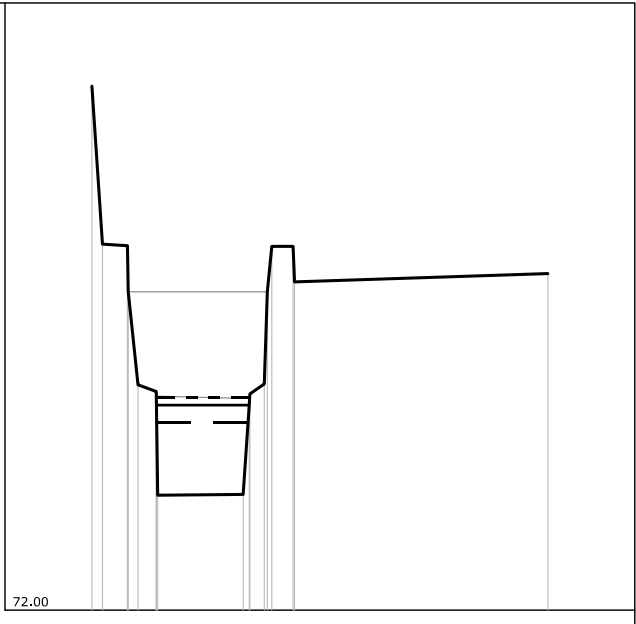


Fosso di Stabblo
 SEZIONE N° 00005PB16

LEGENDA:

TR30 H = 74.48 m. s.l.m.
 TR200 H = 74.71 m. s.l.m.
 TR500 H = 74.81 m. s.l.m.

SCALA DISTANZE 1:100
 SCALA QUOTE 1:100



PUNTI	1	2	3	5	6	9	12	15	17
QUOTE [m s.l.m.]	76.83	76.84	76.82	74.96	74.89	73.53	74.99	76.81	76.45
DISTANZE PROGRESSIVE [m]	0.00	0.14	0.47	0.61	0.85	2.00	2.28	2.66	6.03
DISTANZE PARZIALI [m]						1.13			3.35

Fosso di Stablio
 SEZIONE N° 00005PC16

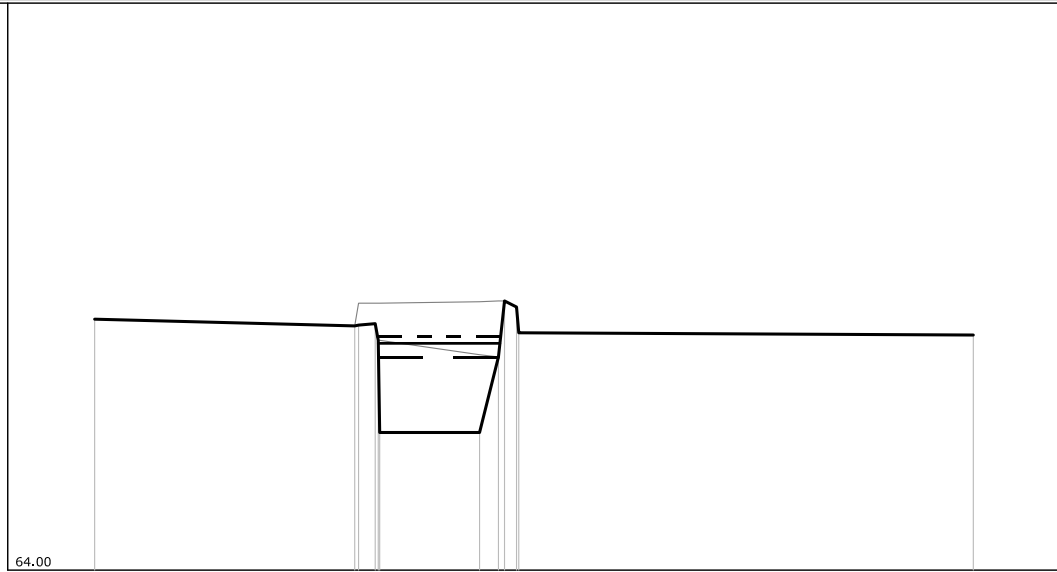
LEGENDA:

TR30 H =66.81 m. s.l.m. _____

TR200 H =67.00 m. s.l.m. _____

TR500 H =67.09 m. s.l.m. - - - - -

SCALA DISTANZE 1:100
 SCALA QUOTE 1:100



PUNTI	1	2	4	7	8	10	12
QUOTE [m s.l.m.]	67.32	67.23	67.26	65.82	66.82	67.48	67.11
DISTANZE PROGRESSIVE [m]	0.00	3.44	3.71	5.09	5.34	5.58	11.62
DISTANZE PARZIALI [m]		3.44		1.32			6.01

Fosso di Stabblo
 SEZIONE N° 00002__16

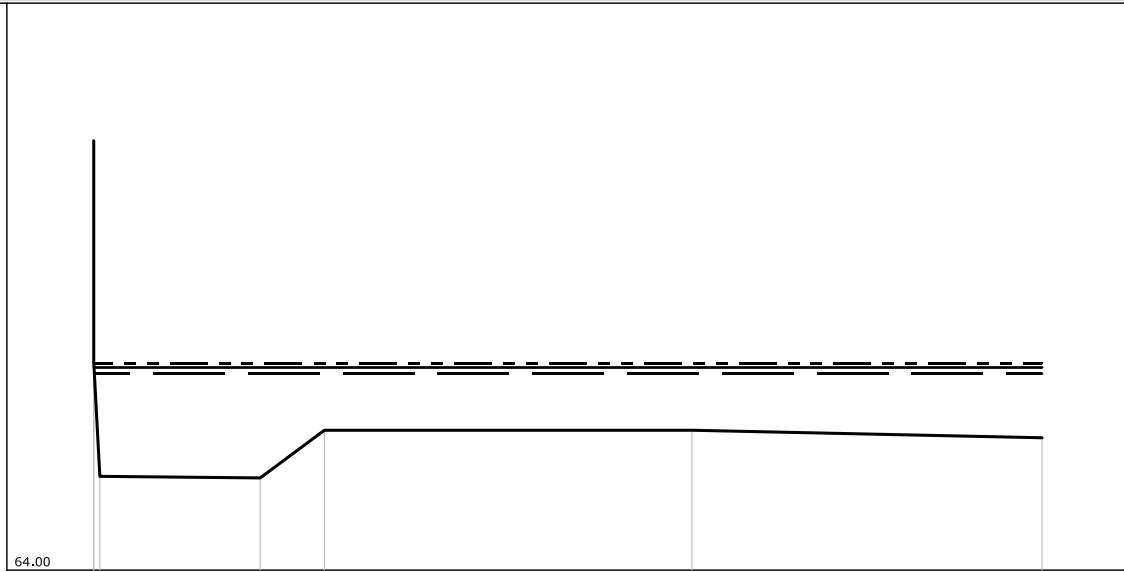
LEGENDA:

TR30 H =66.60 m. s.l.m. _____

TR200 H =66.68 m. s.l.m. _____

TR500 H =66.74 m. s.l.m. - - - - -

SCALA DISTANZE 1:100
 SCALA QUOTE 1:100

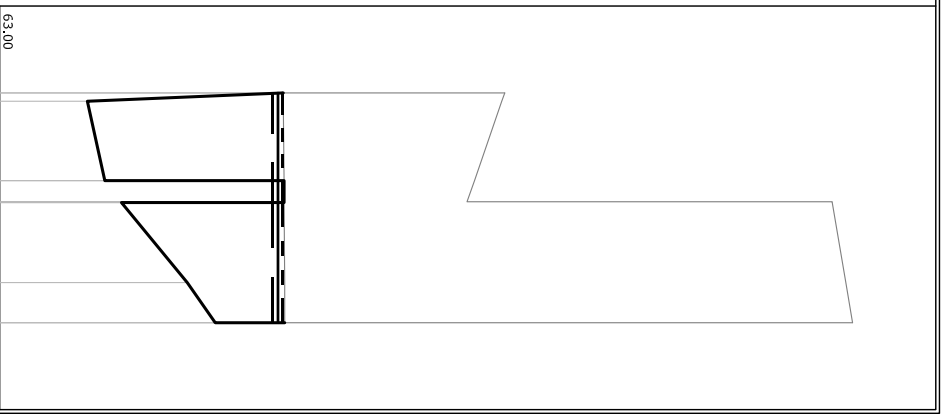


PUNTI	1	4	5	6	7
QUOTE [m s.l.m.]	69.68	65.22	65.85	65.85	65.75
DISTANZE PROGRESSIVE [m]	0.00	2.20	3.05	7.91	12.54
DISTANZE PARZIALI [m]		2.12	0.85	4.86	4.63

Fosso di Stabbio
SEZIONE N° 00001PB16

LEGENDA:

- TR30 H =66,61 m. s.l.m. ————
- TR200 H =66,68 m. s.l.m. ————
- TR500 H =66,74 m. s.l.m. - - - - -

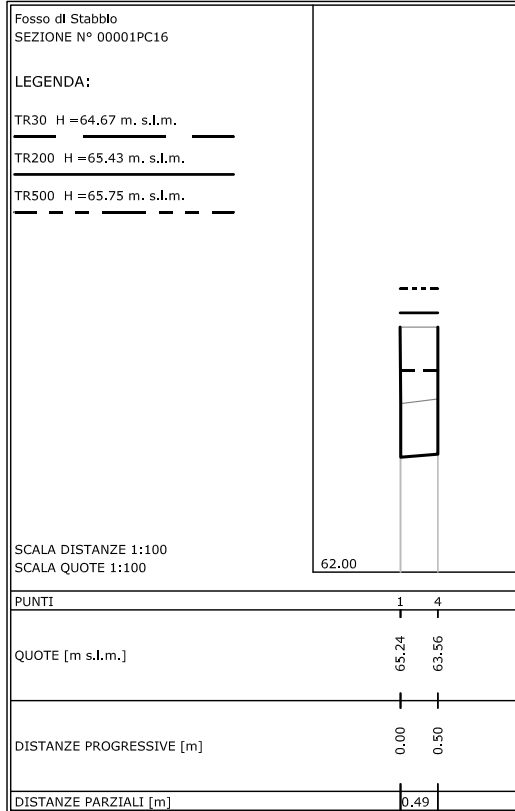


SCALA DISTANZE 1:100
SCALA QUOTE 1:100

PUNTI	
1	66.75
4	64.39
6	66.76
10	65.48
11	65.85

QUOTE [m s.l.m.]	
0.00	
1.16	
1.44	
2.51	
3.04	

DISTANZE PARZIALI [m]	
1.05	
1.06	
0.53	



Fosso di San Ceccardo

Fosso di San Ceccardo
 SEZIONE N° 00008__16

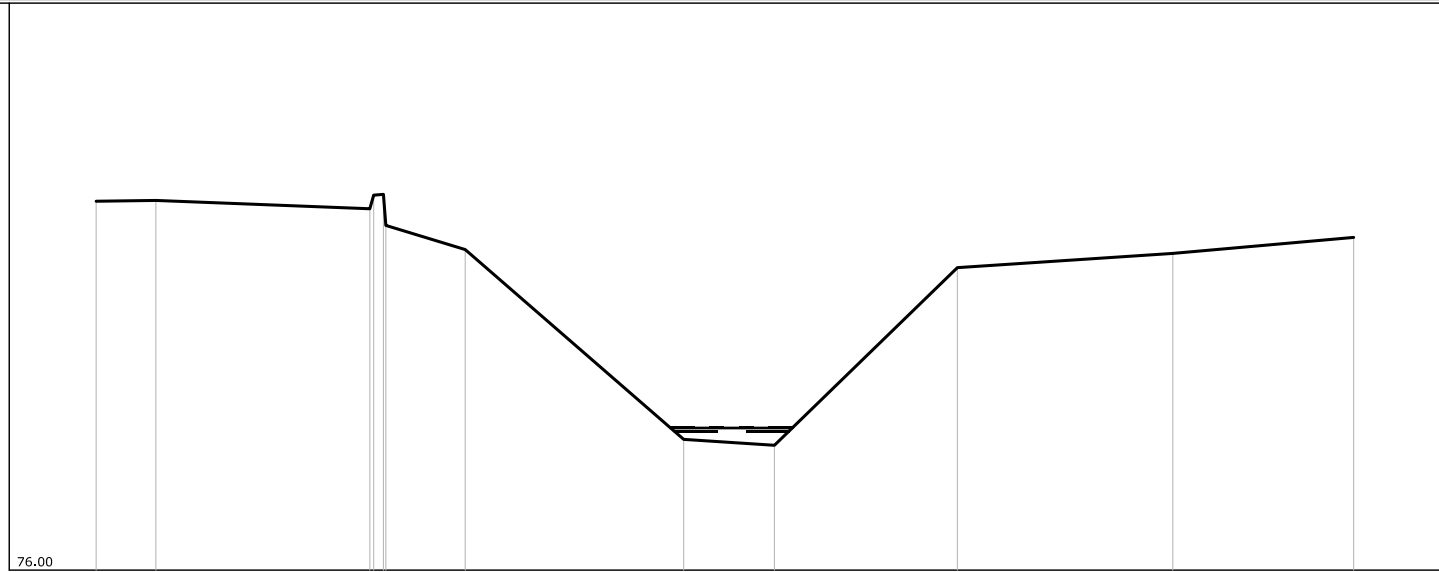
LEGENDA:

TR30 H =77.84 m. s.l.m. ———

TR200 H =77.88 m. s.l.m. ———

TR500 H =77.89 m. s.l.m. - - - - -

SCALA DISTANZE 1:100
 SCALA QUOTE 1:100

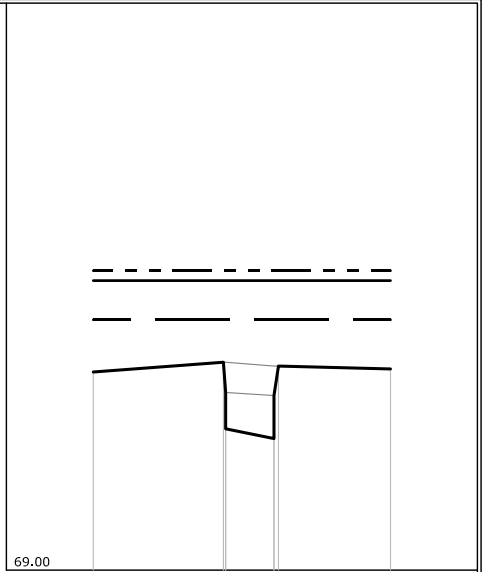


PUNTI	1	2	3	5	7	8	9	10	11	12
QUOTE [m s.l.m.]	80.88	80.89	80.78	80.37	80.24	77.73	77.65	80.00	80.19	80.40
DISTANZE PROGRESSIVE [m]	0.00	0.79	3.62	3.80	4.88	7.77	8.97	11.39	14.24	16.63
DISTANZE PARZIALI [m]		0.79	2.83		1.05	2.89	1.20	2.42	2.85	2.39

Fosso di San Ceccardo
 SEZIONE N° 00005PB16

LEGENDA:

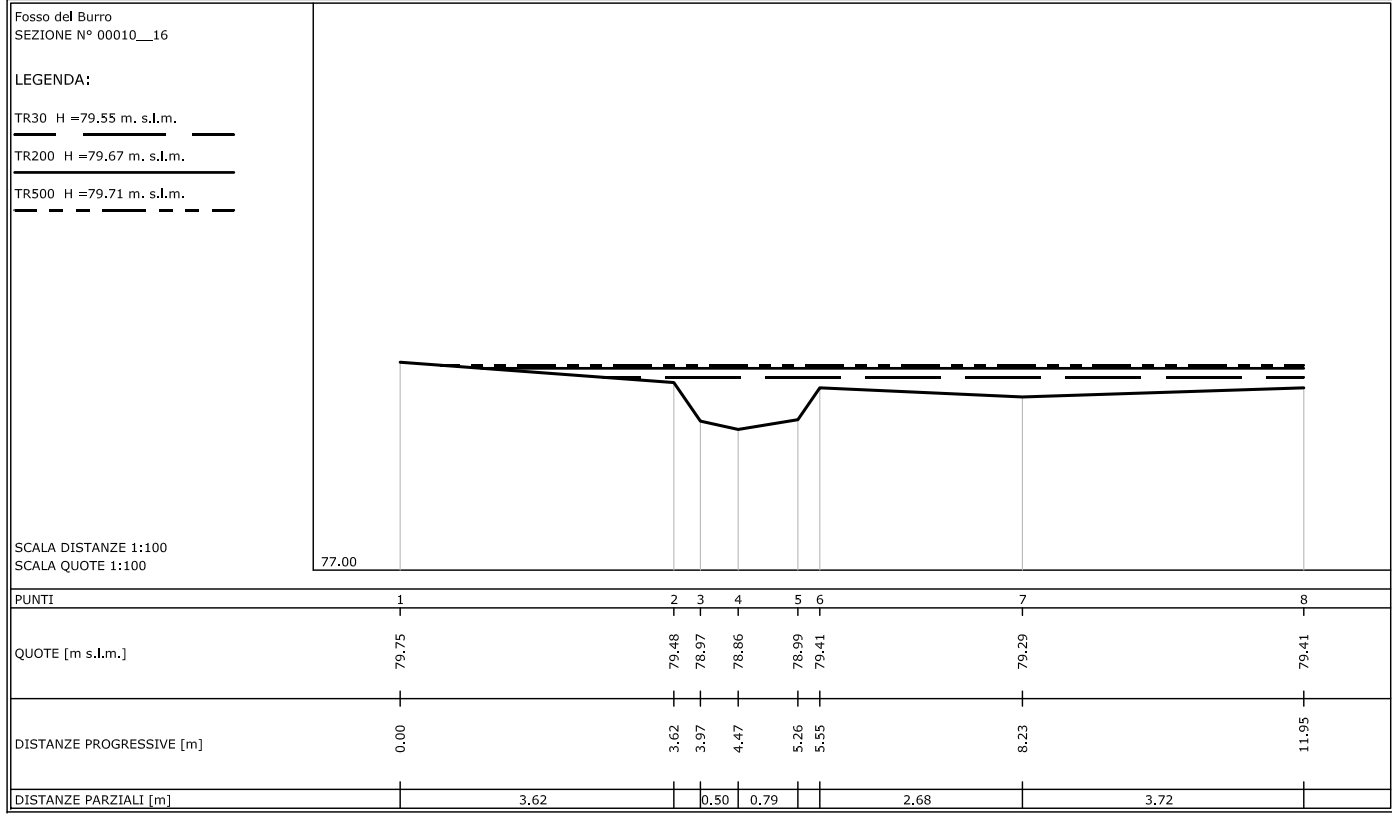
- TR30 H =72.31 m. s.l.m.
- TR200 H =72.83 m. s.l.m.
- TR500 H =72.96 m. s.l.m.



SCALA DISTANZE 1:100
 SCALA QUOTE 1:100

PUNTI	1	2	5	8
QUOTE [m s.l.m.]	71.62	71.75	70.74	71.66
DISTANZE PROGRESSIVE [m]	0.00	1.72	2.39	3.93
DISTANZE PARZIALI [m]		1.72	0.64	1.48

Fosso del Burro



Fosso del Burro
 SEZIONE N° 00009PB16

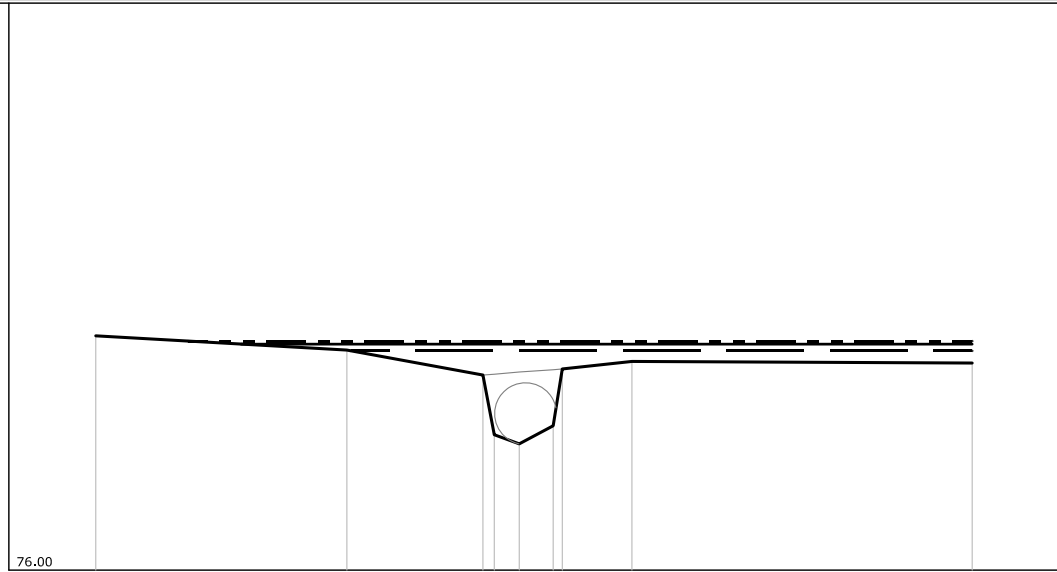
LEGENDA:

TR30 H =78.90 m. s.l.m. ———

TR200 H =78.99 m. s.l.m. ———

TR500 H =79.03 m. s.l.m. - - - - -

SCALA DISTANZE 1:100
 SCALA QUOTE 1:100



PUNTI	1	2	3	4	5	6	7	8	9
QUOTE [m s.l.m.]	79.10	78.91	78.58	77.79	77.67	77.91	78.86	78.76	78.74
DISTANZE PROGRESSIVE [m]	0.00	3.32	5.12	5.32	5.60	6.05	6.17	7.09	11.59
DISTANZE PARZIALI [m]		3.32	1.80				0.92	4.50	

Affluente Fosso del Burro

Fosso del Burro Affluente Sx
 SEZIONE N° 00002__16

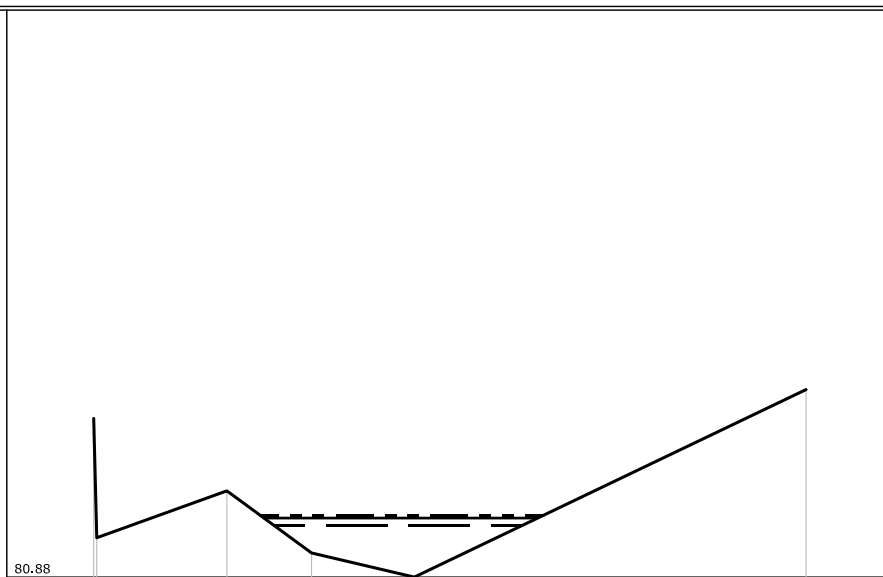
LEGENDA:

TR30 H =81.22 m. s.l.m. _____

TR200 H =81.27 m. s.l.m. _____

TR500 H =81.29 m. s.l.m. - - - - -

SCALA DISTANZE 1:50
 SCALA QUOTE 1:50



PUNTI	1	3	4	5	6
QUOTE [m s.l.m.]	81.93	81.45	81.04	80.88	82.12
DISTANZE PROGRESSIVE [m]	0.00	0.88	1.44	2.12	4.71
DISTANZE PARZIALI [m]		0.86	0.56	0.68	2.59

Fosso del Burro Affluente Sx
 SEZIONE N° 00001__16

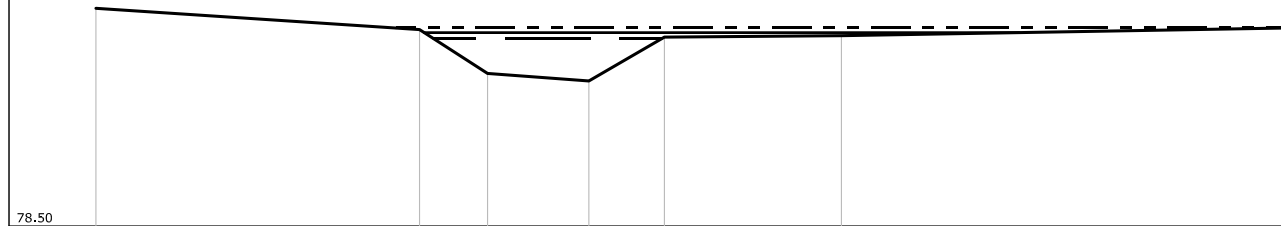
LEGENDA:

TR30 H =79.74 m. s.l.m. _____

TR200 H =79.78 m. s.l.m. _____

TR500 H =79.81 m. s.l.m. - - - - -

SCALA DISTANZE 1:50
 SCALA QUOTE 1:50



PUNTI	1	2	3	4	5	6	7
QUOTE [m s.l.m.]	79.94	79.80	79.51	79.46	79.75	79.76	79.81
DISTANZE PROGRESSIVE [m]	0.00	2.14	2.59	3.26	3.76	4.93	7.87
DISTANZE PARZIALI [m]		2.14	0.45	0.67	0.50	1.17	2.94

Fosso del Burro Affluente Sx
SEZIONE N° 00000__16

LEGENDA:

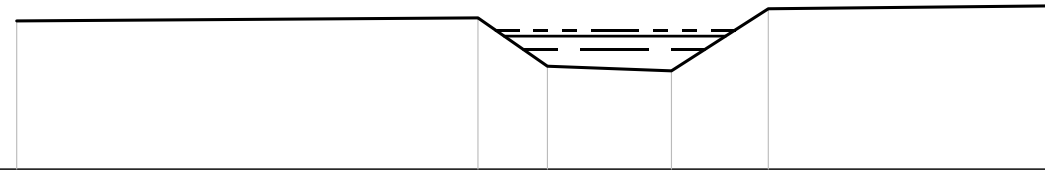
TR30 H = 79.29 m. s.l.m. _____

TR200 H = 79.38 m. s.l.m. _____

TR500 H = 79.42 m. s.l.m. - - - - -

SCALA DISTANZE 1:50
SCALA QUOTE 1:50

78.50



PUNTI	1	2	3	4	5	6
QUOTE [m s.l.m.]	79.48	79.50	79.18	79.15	79.56	79.58
DISTANZE PROGRESSIVE [m]	0.00	3.05	3.51	4.33	4.97	6.84
DISTANZE PARZIALI [m]		3.05	0.46	0.82	0.64	1.87

Canale del Rio

Canale del Rio
 SEZIONE N° 00006PC16

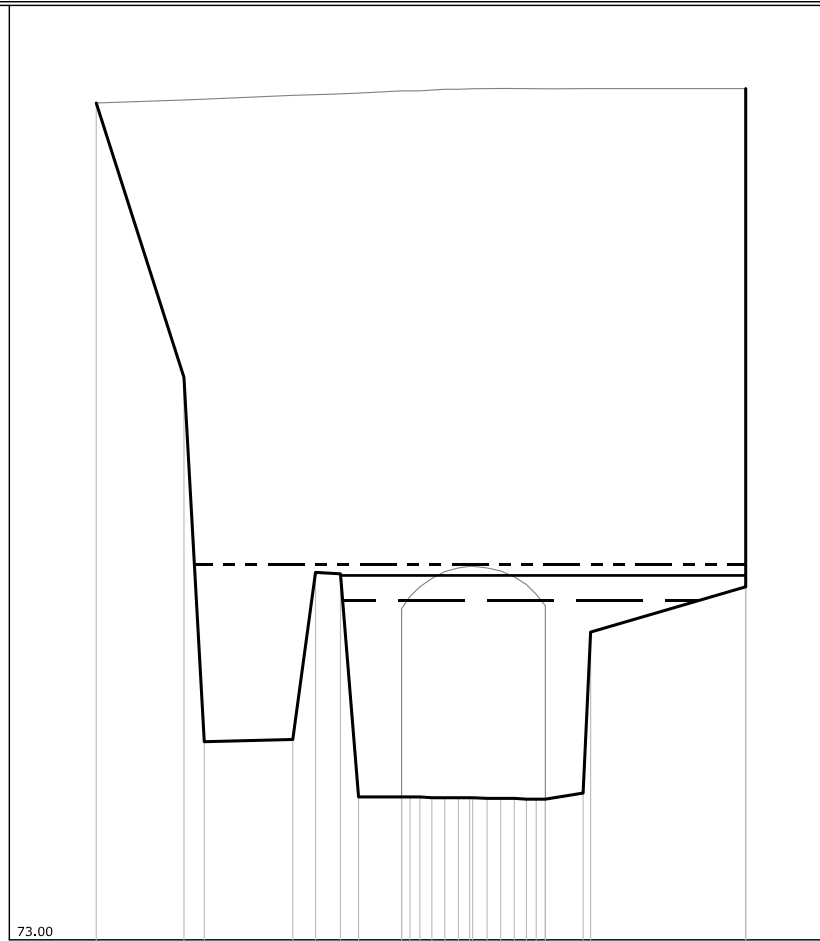
LEGENDA:

TR30 H =77.49 m. s.l.m.

TR200 H =77.82 m. s.l.m.

TR500 H =77.96 m. s.l.m.

SCALA DISTANZE 1:100
 SCALA QUOTE 1:100

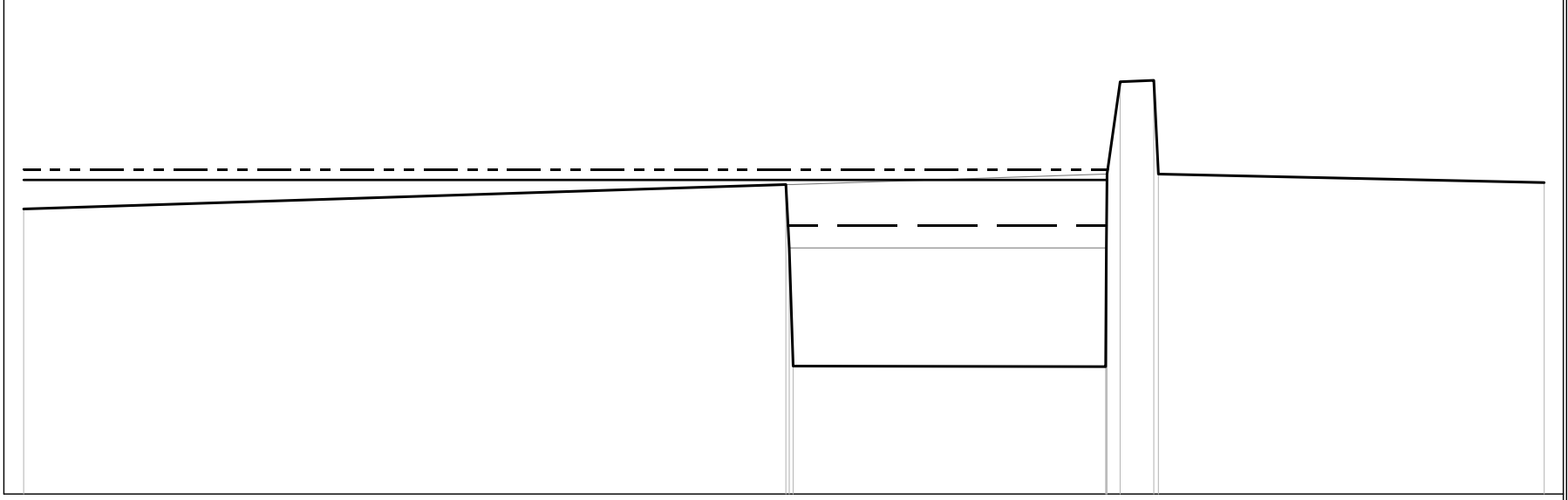


PUNTI	1	2	3	4	5	6	7	8	11	21	31	4	5	17	18	20	21	24	26
QUOTE [m s.l.m.]	84.07	80.44	75.62	75.65	77.86	77.84	74.89	74.89	74.89	74.88	74.88	74.88	74.88	74.87	74.87	74.87	74.86	74.94	77.67
DISTANZE PROGRESSIVE [m]	0.00	1.16	1.43	2.60	2.90	3.23	3.47	4.04	4.28	4.44	4.64	4.79	4.94	5.17	5.35	5.53	5.82	6.44	8.59
DISTANZE PARZIALI [m]		1.16		1.17			0.57										0.50	2.05	

Canale del Rio
 SEZIONE N° 00004PC16

LEGENDA:
 TR30 H =75.07 m. s.l.m.
 TR200 H =75.76 m. s.l.m.
 TR500 H =75.92 m. s.l.m.

SCALA DISTANZE 1:100
 SCALA QUOTE 1:100 71.00



PUNTI	1		2		5	8	9		11
QUOTE [m s.l.m.]	75.32		75.69		72.93	77.25	77.27		75.72
DISTANZE PROGRESSIVE [m]	0.00		11.56		16.41	16.63	17.14		23.06
DISTANZE PARZIALI [m]		11.56		4.74		0.51		5.85	

Canale del Rio
 SEZIONE N° 00004BC16

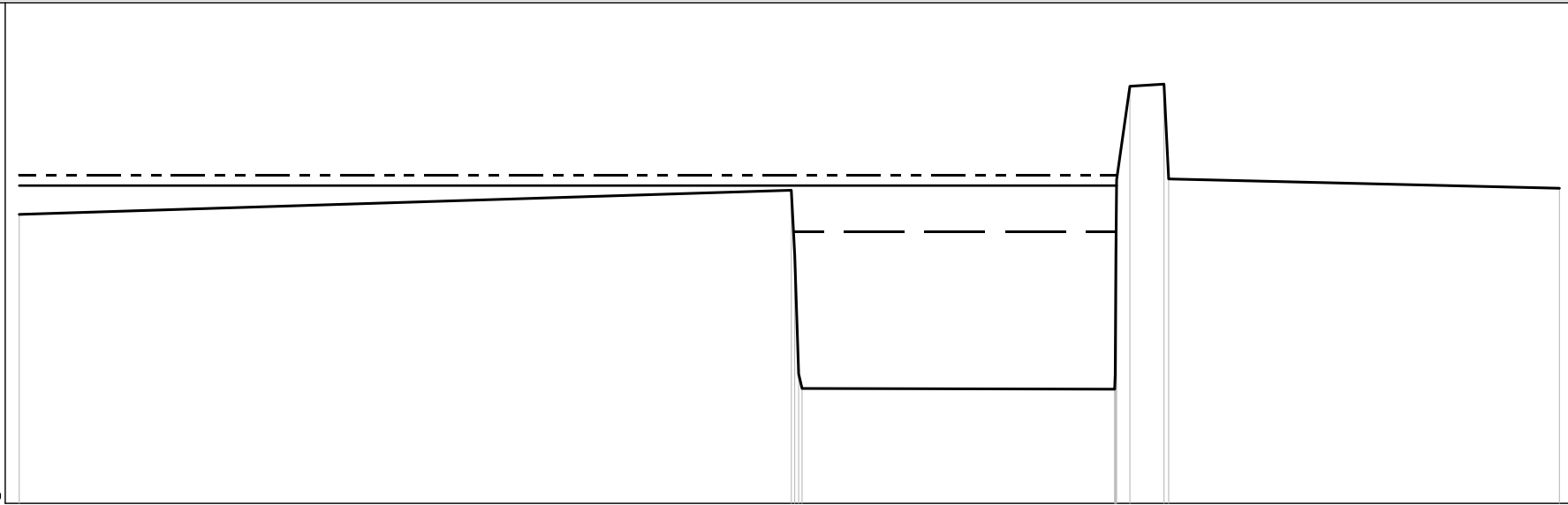
LEGENDA:

TR30 H =75.07 m. s.l.m.

TR200 H =75.76 m. s.l.m.

TR500 H =75.92 m. s.l.m.

SCALA DISTANZE 1:100
 SCALA QUOTE 1:100



PUNTI	1	2	5	6	10	11	13
QUOTE [m s.l.m.]	75.33	75.69	72.72	72.71	77.25	77.28	75.72
DISTANZE PROGRESSIVE [m]	0.00	11.56	11.72	16.40	16.63	17.14	23.06
DISTANZE PARZIALI [m]		11.56		4.68	0.51	5.85	

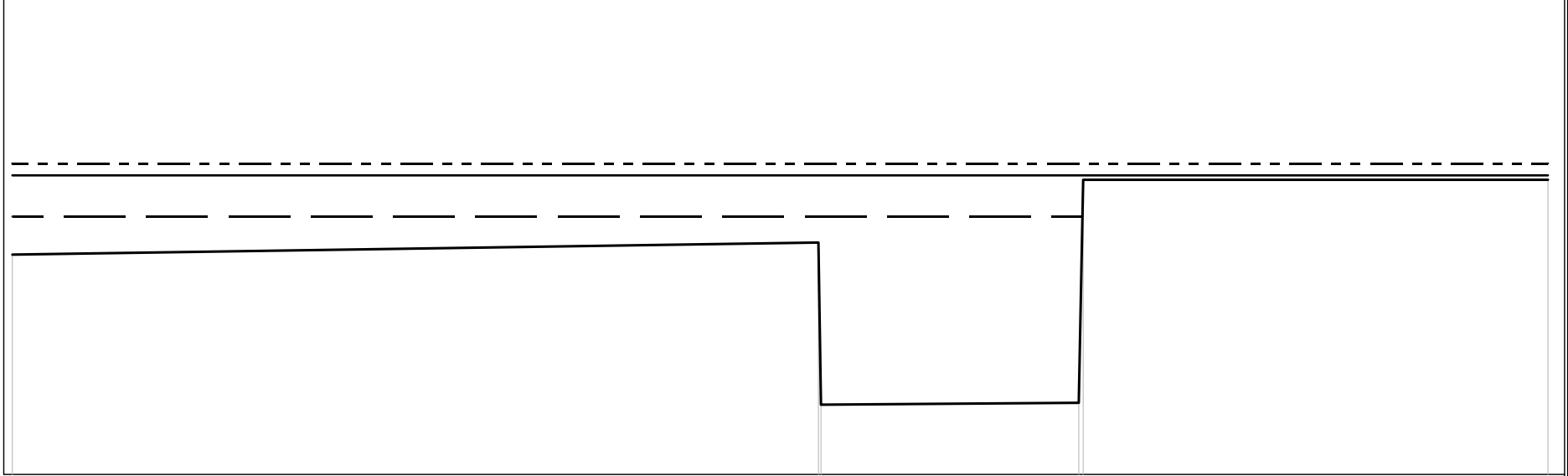
Canale del Rio
 SEZIONE N° 00001BB16

LEGENDA:

TR30 H =75.07 m. s.l.m.

TR200 H =75.72 m. s.l.m.

TR500 H =75.91 m. s.l.m.



SCALA DISTANZE 1:100
 SCALA QUOTE 1:100 71.00

PUNTI	1	2	4	6
QUOTE [m s.l.m.]	74.47	74.66	72.13	75.65
DISTANZE PROGRESSIVE [m]	0.00	12.73	16.84	24.25
DISTANZE PARZIALI [m]		12.73	4.07	7.34

Canale del Rio
SEZIONE N° 00001BC16

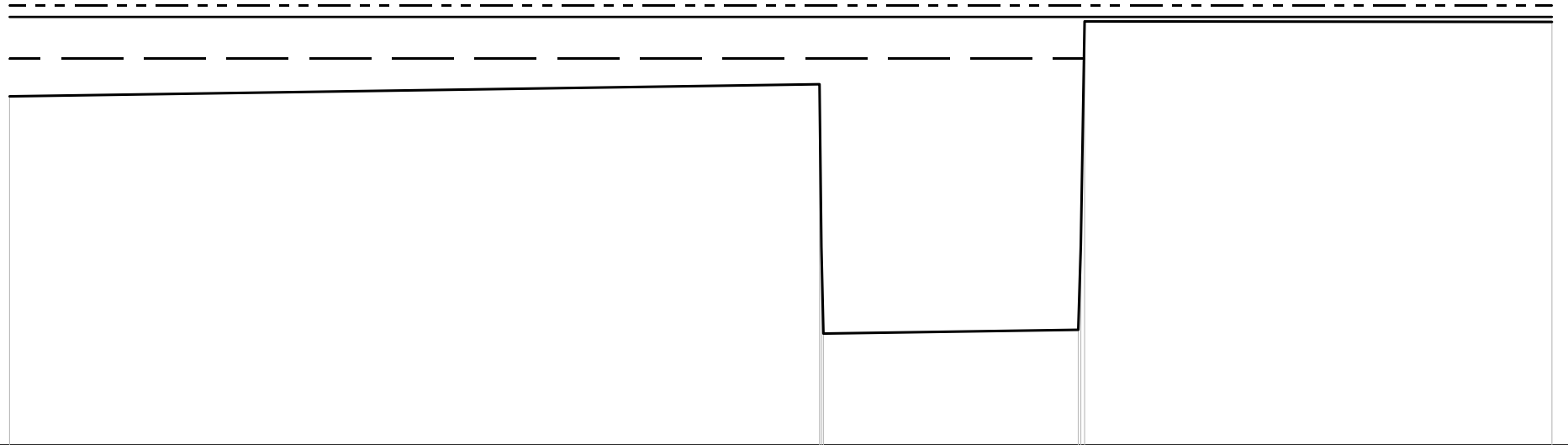
LEGENDA:

TR30 H =75.07 m. s.l.m.

TR200 H =75.73 m. s.l.m.

TR500 H =75.91 m. s.l.m.

SCALA DISTANZE 1:100
SCALA QUOTE 1:100 69.00



PUNTI	1	2	5	8
QUOTE [m s.l.m.]	74.48	74.67	70.81	75.65
DISTANZE PROGRESSIVE [m]	0.00	12.74	16.81	24.26
DISTANZE PARZIALI [m]		12.74	4.01	7.35

Fosso della Foce

Fosso della Foce
 SEZIONE N° 00039__16

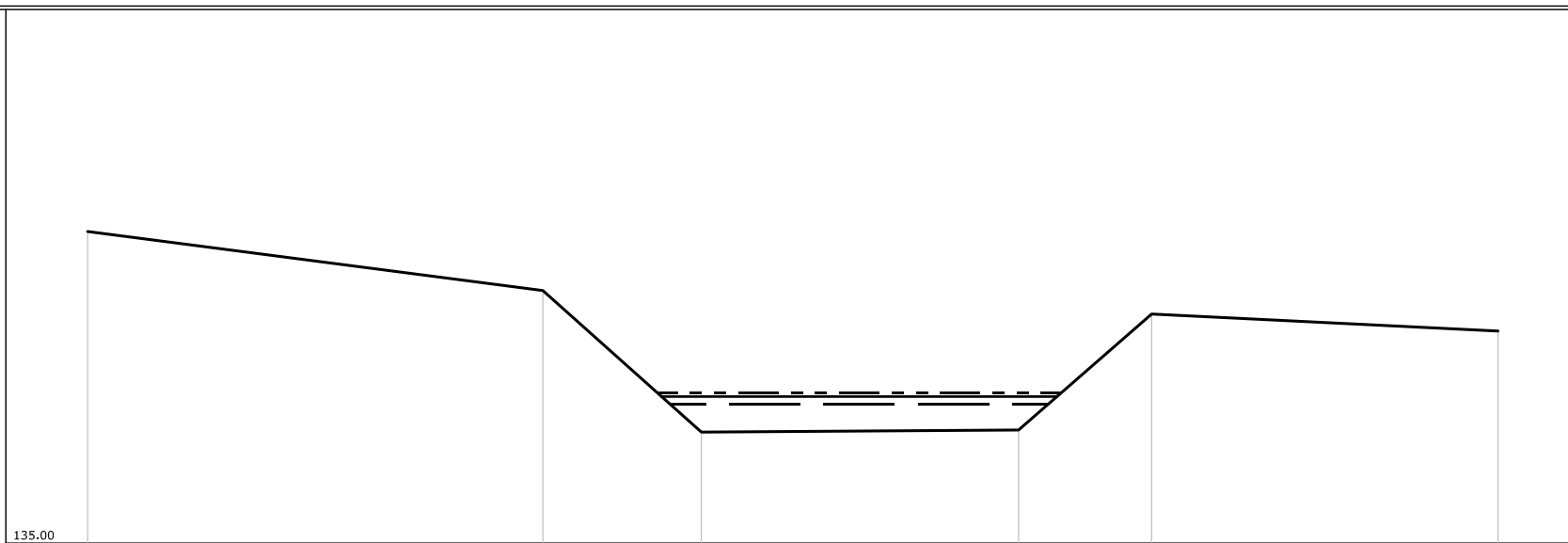
LEGENDA:

TR30 H =136.95 m. s.l.m. _____

TR200 H =137.06 m. s.l.m. _____

TR500 H =137.11 m. s.l.m. - - - - -

SCALA DISTANZE 1:100
 SCALA QUOTE 1:100



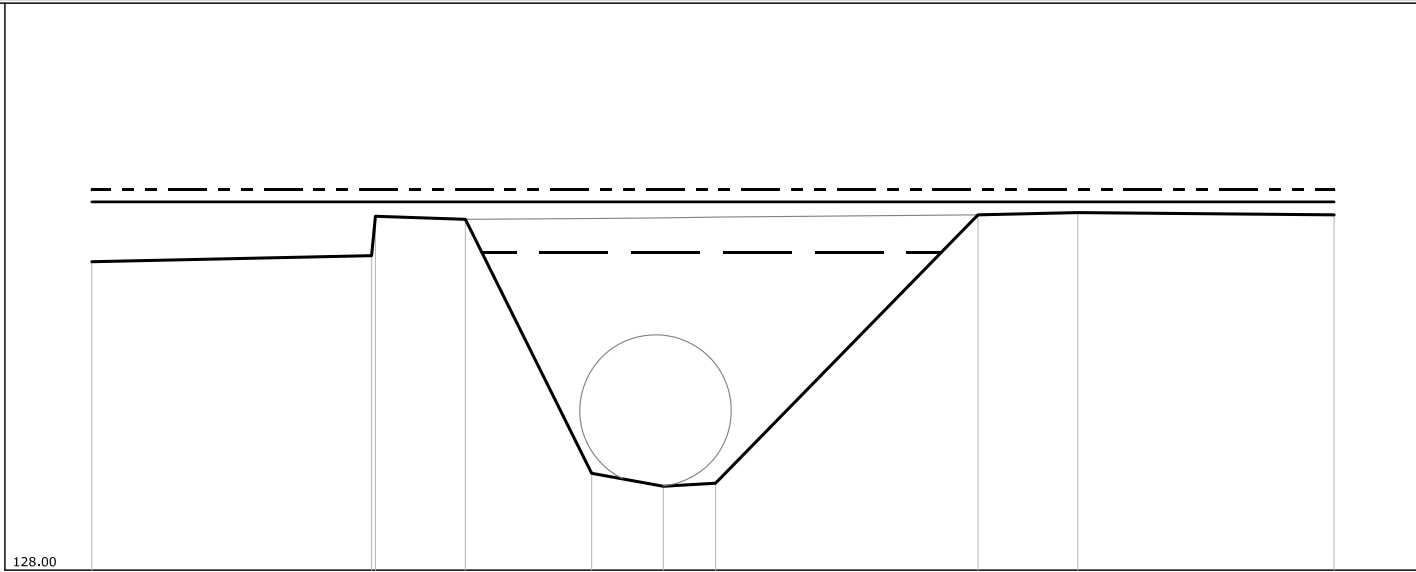
PUNTI	1	2	3	4	5	6
QUOTE [m s.l.m.]	139.38	138.55	136.56	136.59	138.22	137.98
DISTANZE PROGRESSIVE [m]	0.00	6.40	8.63	13.09	14.96	19.83
DISTANZE PARZIALI [m]		6.40	2.23	4.46	1.87	4.87

Fosso della Foce
 SEZIONE N° 00025PB16

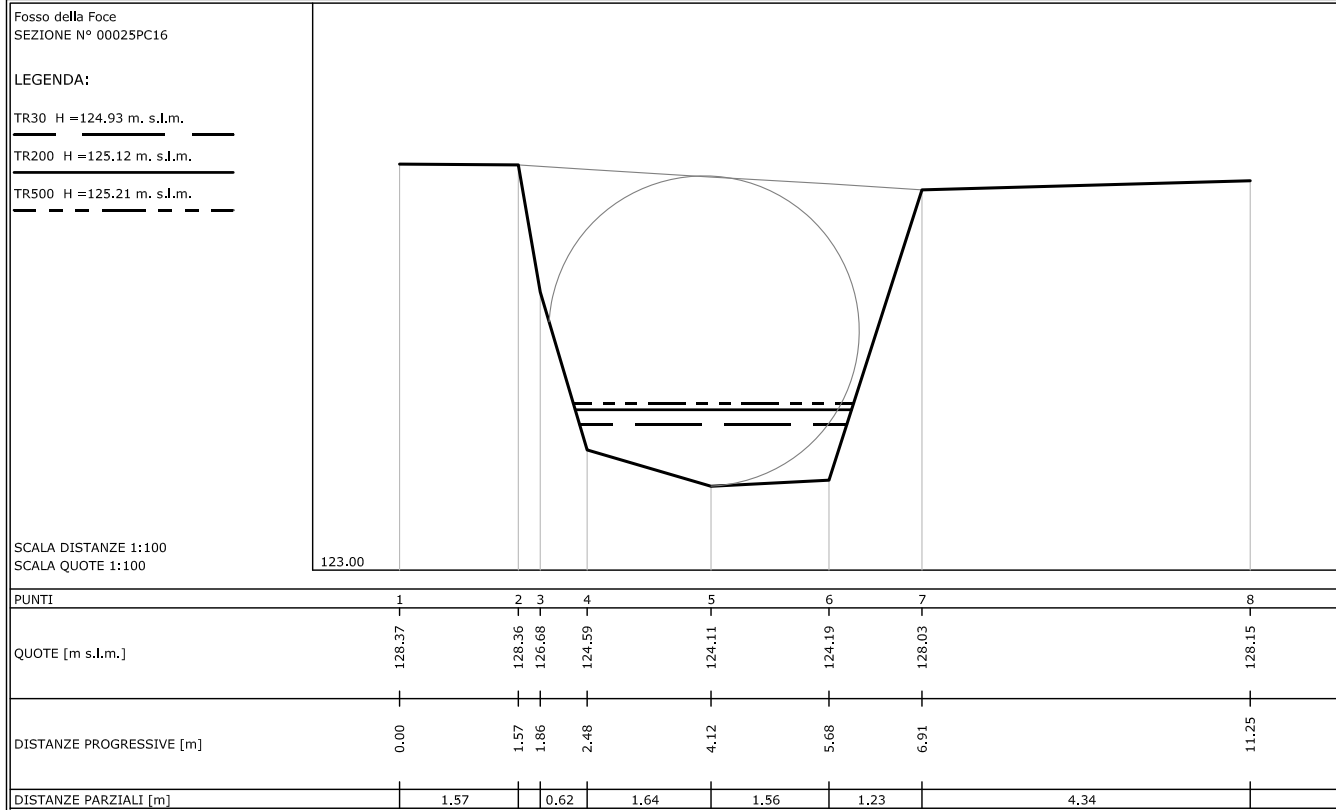
LEGENDA:

- TR30 H = 132.20 m. s.l.m.
- TR200 H = 132.87 m. s.l.m.
- TR500 H = 133.03 m. s.l.m.

SCALA DISTANZE 1:100
 SCALA QUOTE 1:100





PUNTI	1	2	4	5	6	7	8	9	10
QUOTE [m s.l.m.]	132.08	132.16	132.64	129.28	129.11	129.15	132.70	132.73	132.70
DISTANZE PROGRESSIVE [m]	0.00	3.70	4.94	6.61	7.56	8.25	11.72	13.04	16.43
DISTANZE PARZIALI [m]		3.70	1.19	1.67	0.95	0.69	3.47	1.32	3.39




Fosso della Foce
 SEZIONE N° 00021__16

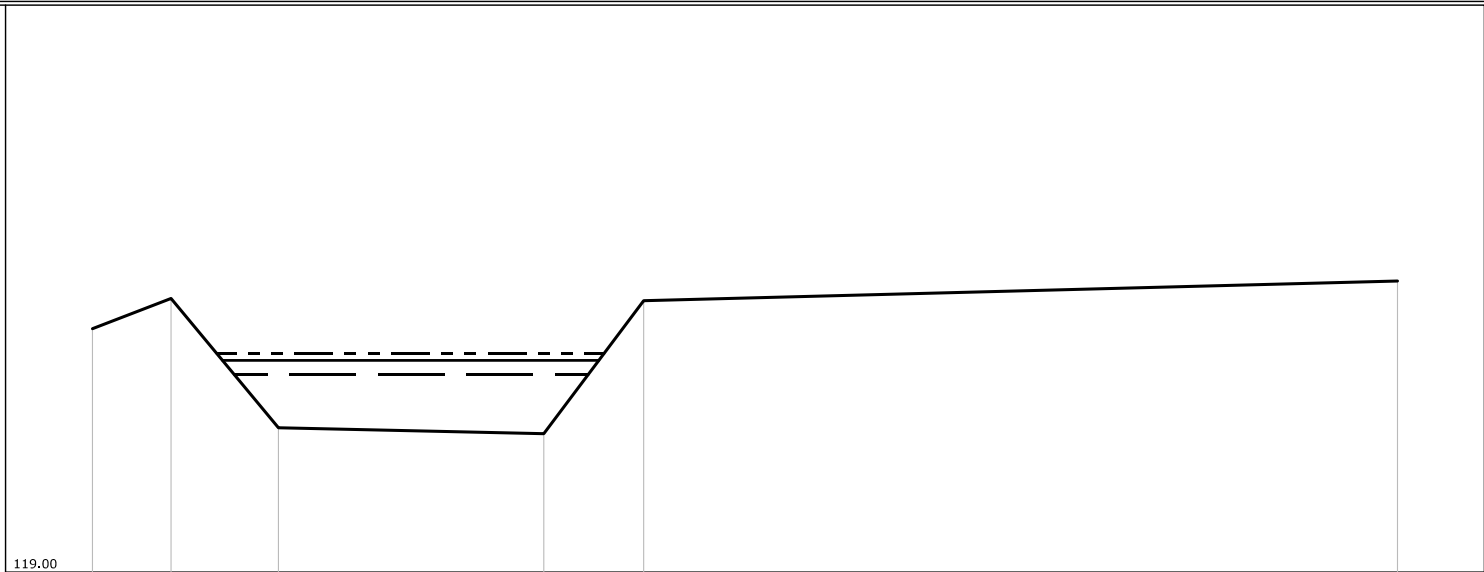
LEGENDA:

TR30 H = 121.61 m. s.l.m. 

TR200 H = 121.80 m. s.l.m. 

TR500 H = 121.89 m. s.l.m. 


SCALA DISTANZE 1:100
 SCALA QUOTE 1:100





PUNTI	1	2	3	4	5	6
QUOTE [m s.l.m.]	122.22	122.62	120.91	120.83	122.59	122.85
DISTANZE PROGRESSIVE [m]	0.00	1.04	2.46	5.97	7.29	17.26
DISTANZE PARZIALI [m]		1.04	1.42	3.51	1.32	9.97

Fosso della Foce
 SEZIONE N° 00019__16

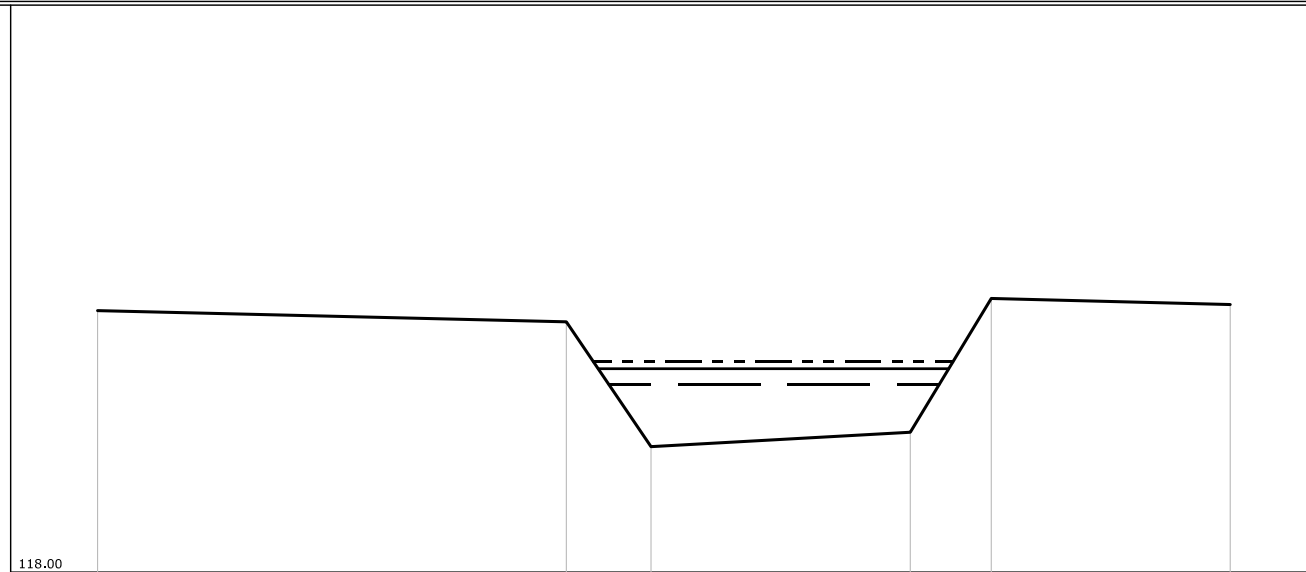
LEGENDA:

TR30 H =120.48 m. s.l.m. 

TR200 H =120.69 m. s.l.m. 

TR500 H =120.78 m. s.l.m. 

SCALA DISTANZE 1:100
 SCALA QUOTE 1:100



PUNTI	1	2	3	4	5	6
QUOTE [m s.l.m.]	121.46	121.31	119.66	119.85	121.62	121.54
DISTANZE PROGRESSIVE [m]	0.00	6.20	7.32	10.75	11.82	14.98
DISTANZE PARZIALI [m]		6.20	1.12	3.43	1.07	3.16

Fosso della Foce
 SEZIONE N° 00015BB16

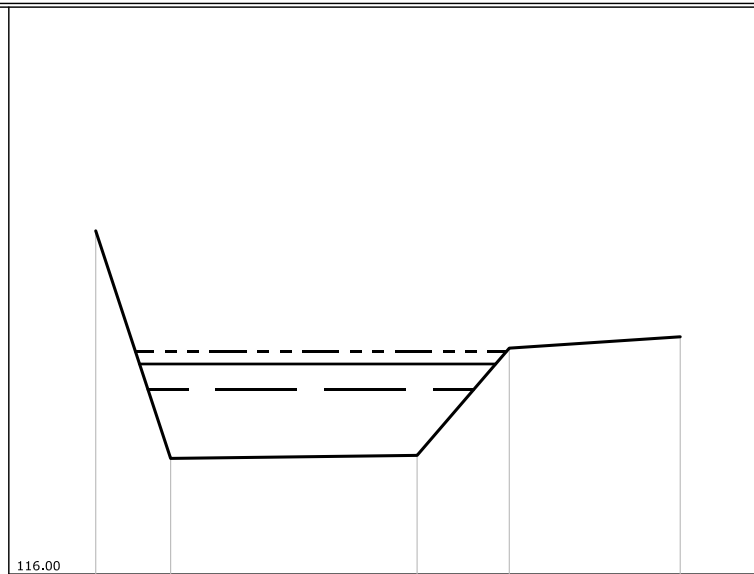
LEGENDA:

TR30 H =118.44 m. s.l.m. _____

TR200 H =118.78 m. s.l.m. _____

TR500 H =118.94 m. s.l.m. - - - - -

SCALA DISTANZE 1:100
 SCALA QUOTE 1:100



PUNTI	1	2	3	4	5
QUOTE [m s.l.m.]	120.54	117.53	117.57	118.99	119.14
DISTANZE PROGRESSIVE [m]	0.00	0.99	4.25	5.47	7.73
DISTANZE PARZIALI [m]		0.99	3.26	1.22	2.26

Fosso della Foce
 SEZIONE N° 00015BC16

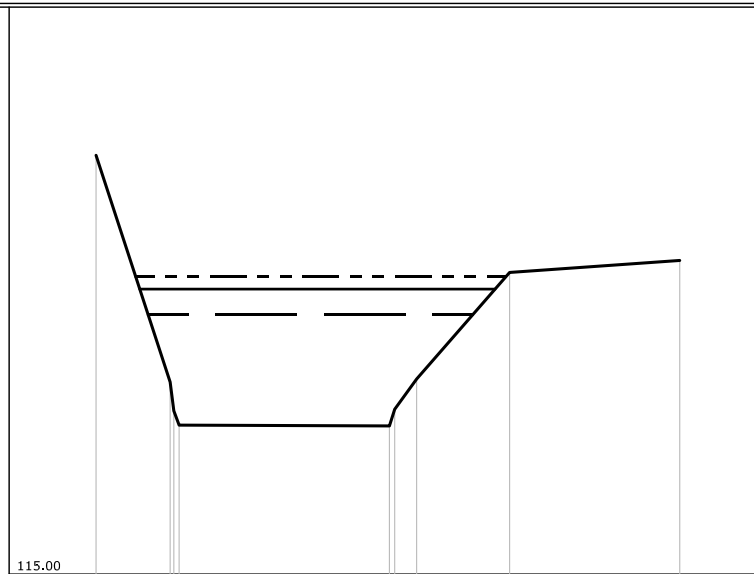
LEGENDA:

TR30 H = 118.43 m. s.l.m. ———

TR200 H = 118.77 m. s.l.m. ———

TR500 H = 118.93 m. s.l.m. - - - - -

SCALA DISTANZE 1:100
 SCALA QUOTE 1:100



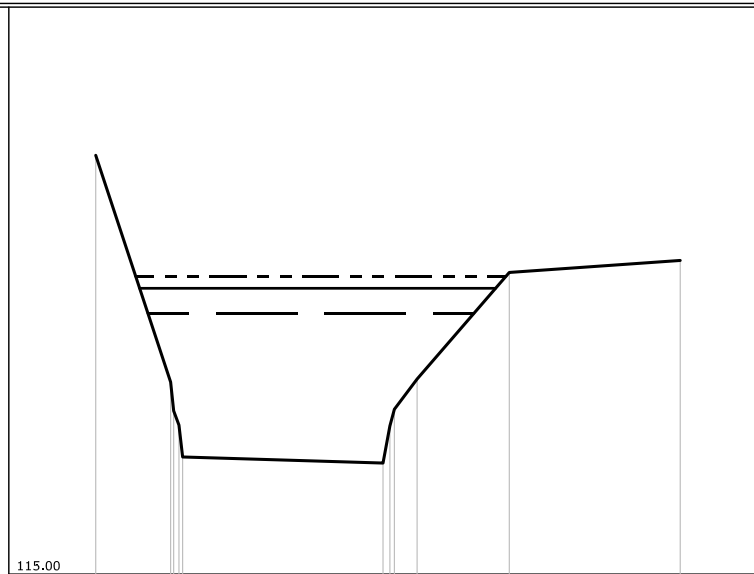
PUNTI	1	24	5	7	8	9
QUOTE [m s.l.m.]	120.54	116.54	116.96	117.58	118.99	119.15
DISTANZE PROGRESSIVE [m]	0.00	0.98	3.88	4.24	5.47	7.72
DISTANZE PARZIALI [m]		0.98	2.78	1.23	2.25	

Fosso della Foce
 SEZIONE N° 000158D16

LEGENDA:

- TR30 H = 118.45 m. s.l.m. _____
- TR200 H = 118.78 m. s.l.m. _____
- TR500 H = 118.94 m. s.l.m. - - - - -

SCALA DISTANZE 1:100
 SCALA QUOTE 1:100



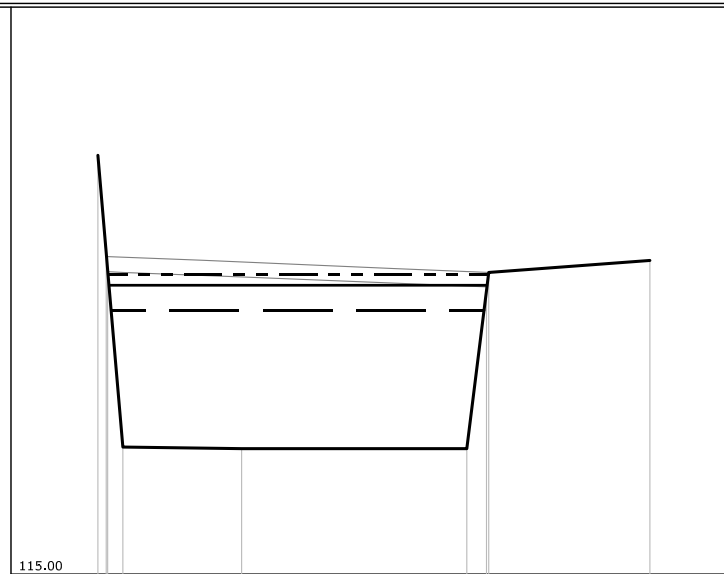
PUNTI	1	2	3	4	5	6	7	8	9	10	11
QUOTE [m s.l.m.]	120.54	117.54	116.55	116.55	116.55	116.47	117.18	117.58	117.58	118.99	119.15
DISTANZE PROGRESSIVE [m]	0.00	0.99	1.15	1.15	1.15	3.80	3.86	4.25	4.25	5.47	7.73
DISTANZE PARZIALI [m]		0.99	0.16	0.16	0.16	2.65	0.06	0.40	0.40	1.22	2.26

Fosso della Foce
 SEZIONE N° 00014PB16

LEGENDA:

- TR30 H = 118.49 m. s.l.m.
- TR200 H = 118.82 m. s.l.m.
- TR500 H = 118.97 m. s.l.m.

SCALA DISTANZE 1:100
 SCALA QUOTE 1:100



PUNTI	1	3	4	5	6	7	9
QUOTE [m s.l.m.]	118.51	118.82	116.68	116.66	116.66	118.75	119.15
DISTANZE PROGRESSIVE [m]	0.00	0.33	1.90	4.88	5.14	7.30	
DISTANZE PARZIALI [m]		1.57	2.98	2.13			

Fosso di San Martino 1

Fosso di San Martino 1
 SEZIONE N° 00011__16

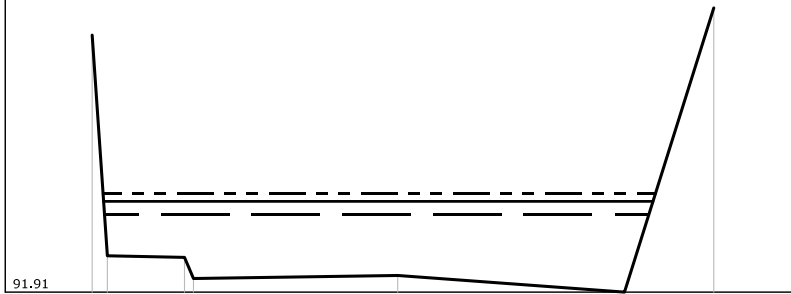
LEGENDA:

TR30 H =92.42 m. s.l.m. _____

TR200 H =92.51 m. s.l.m. _____

TR500 H =92.56 m. s.l.m. - - - - -


SCALA DISTANZE 1:50
 SCALA QUOTE 1:50





PUNTI	1	2	3	5	6	7
QUOTE [m s.l.m.]	93.61	92.15	92.14	92.02	91.91	93.79
DISTANZE PROGRESSIVE [m]	0.00	0.10	0.61	2.02	3.52	4.11
DISTANZE PARZIALI [m]		0.51	1.35	1.50	0.59	

Fosso di San Martino 1
SEZIONE N° 00009BB16

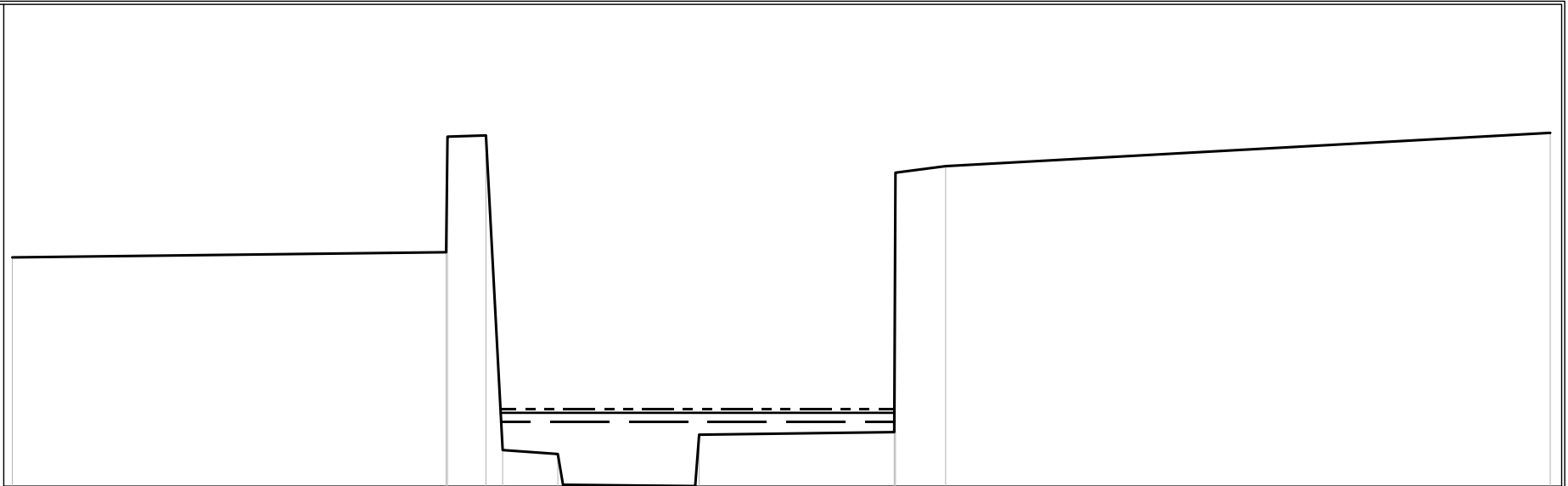
LEGENDA:

TR30 H =91.36 m. s.l.m. 

TR200 H =91.43 m. s.l.m. 

TR500 H =91.46 m. s.l.m. 

SCALA DISTANZE 1:50
SCALA QUOTE 1:50 90.86



PUNTI	2	3	5	6	7	9	11	13	14
QUOTE [m s.l.m.]	92.64	92.68	93.59	91.14	91.11	90.86	91.28	93.35	93.61
DISTANZE PROGRESSIVE [m]	0.07	3.45	3.76	3.89	4.32	5.39	6.94	7.34	12.05
DISTANZE PARZIALI [m]		3.38	0.30	0.43	1.03	1.52	0.39	4.71	

Fosso di San Martino 1
SEZIONE N° 00009BC16

LEGENDA:

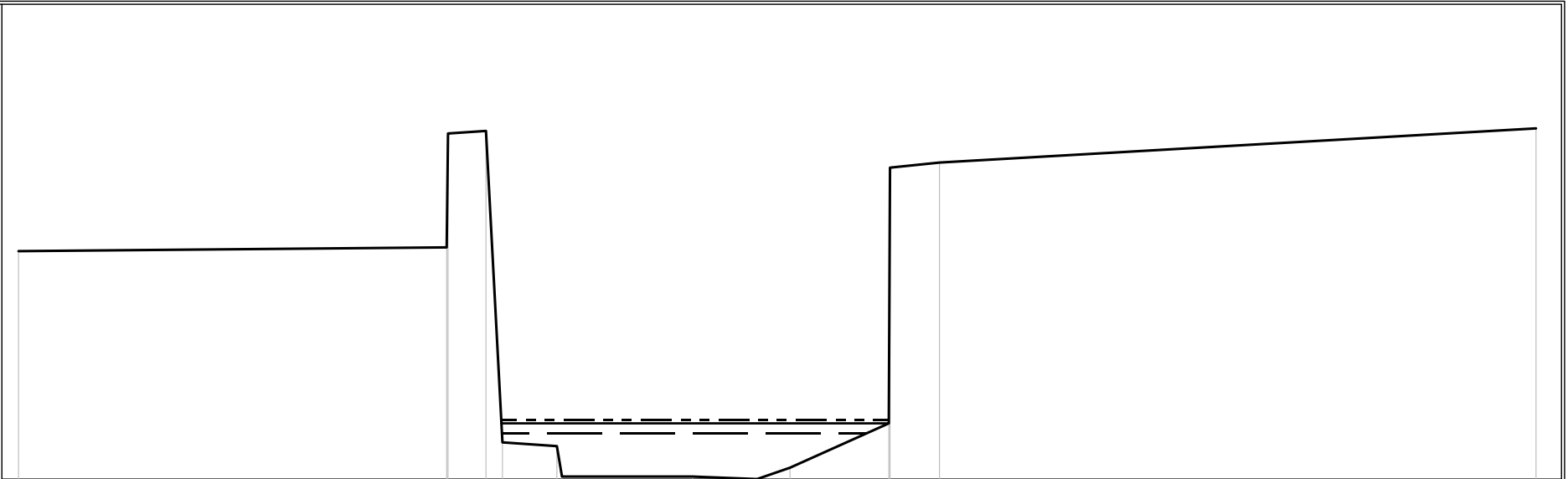
TR30 H =91.20 m. s.l.m.

TR200 H =91.28 m. s.l.m.

TR500 H =91.31 m. s.l.m.

SCALA DISTANZE 1:50
SCALA QUOTE 1:50

90.84



PUNTI	2	3	5	6	7	9	10	11	12	14	15
QUOTE [m s.l.m.]	92.64	92.67	93.59	91.13	91.10	90.86	90.84	90.93	91.28	93.34	93.61
DISTANZE PROGRESSIVE [m]	0.07	3.45	3.76	3.89	4.32	5.39	5.90	6.16	6.94	7.34	12.05
DISTANZE PARZIALI [m]		3.38	0.30	0.43	1.03	0.51	0.26	0.78	0.39	4.71	

Fosso di San Martino 1
SEZIONE N° 00009BD16

LEGENDA:

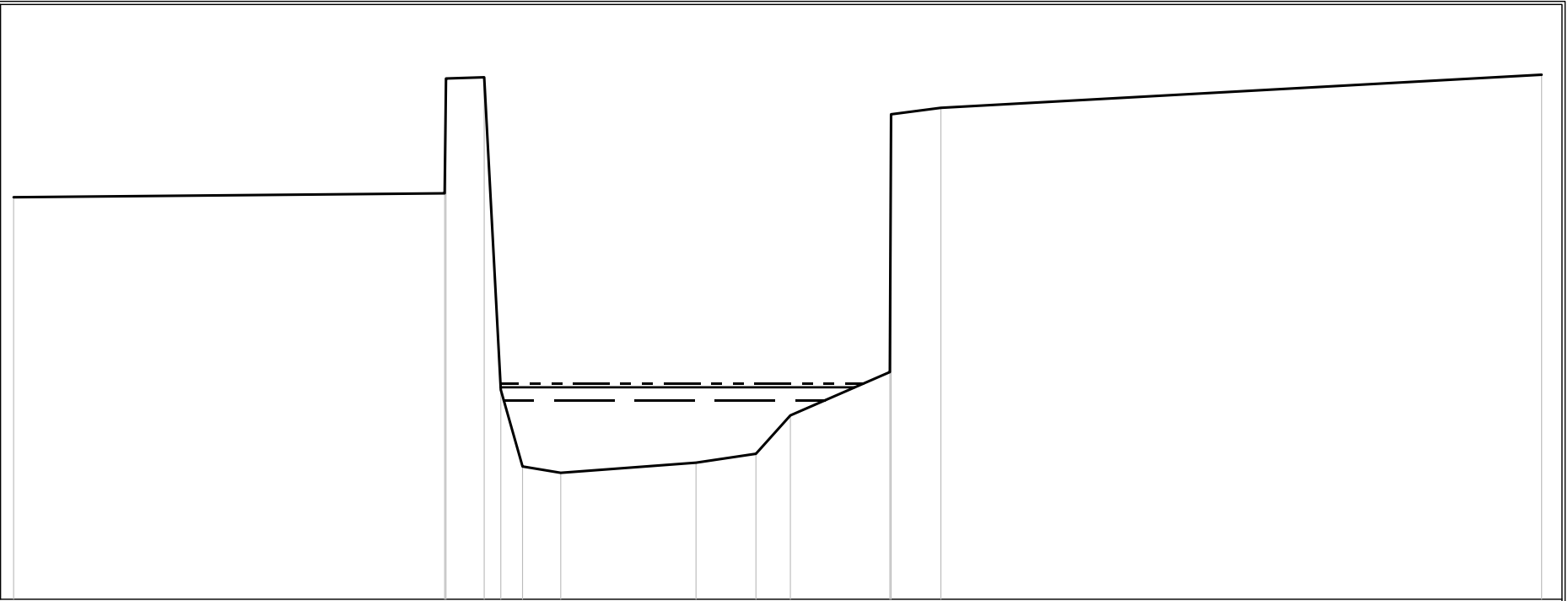
TR30 H =91.06 m. s.l.m.

TR200 H =91.16 m. s.l.m.

TR500 H =91.19 m. s.l.m.

SCALA DISTANZE 1:50
SCALA QUOTE 1:50

89.50



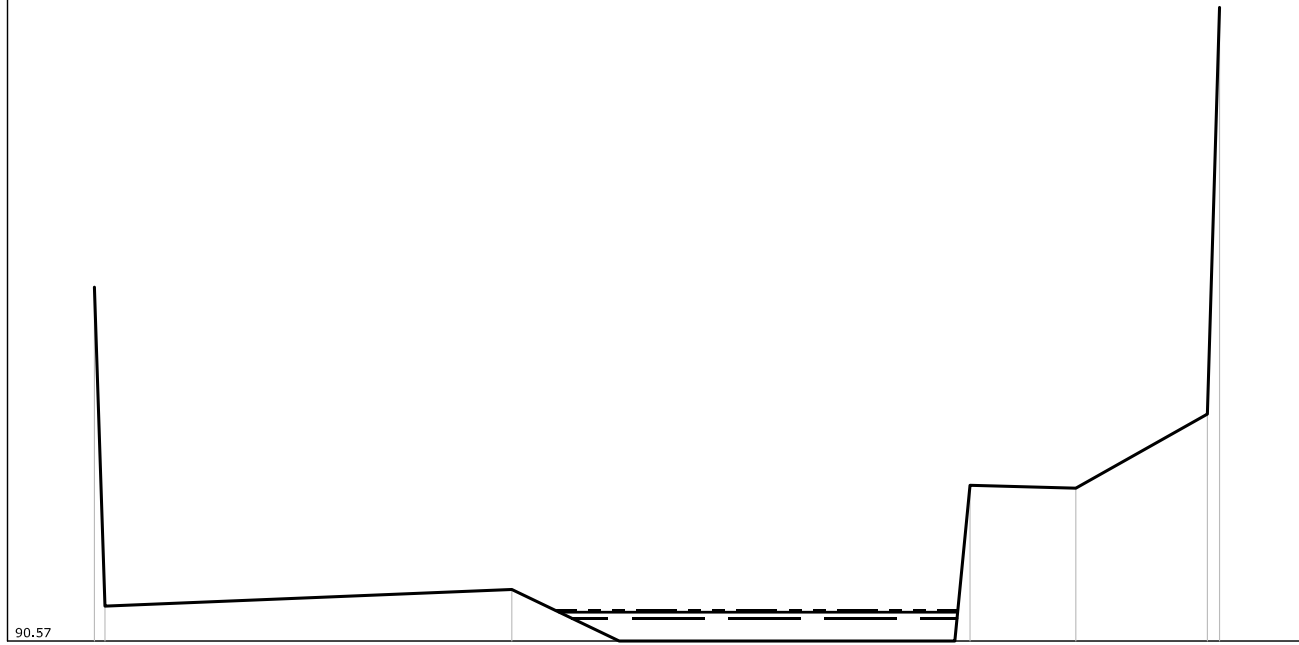
PUNTI	2	3	5	6	7	8	9	10	11	12	14	15
QUOTE [m s.l.m.]	92.65	92.68	93.59	91.14	90.54	90.49	90.57	90.64	90.94	91.28	93.35	93.61
DISTANZE PROGRESSIVE [m]	0.07	3.45	3.76	3.89	4.06	4.36	5.42	5.89	6.16	6.94	7.34	12.05
DISTANZE PARZIALI [m]		3.38	0.30		0.30		1.06	0.47	0.27	0.78	0.39	4.71

Fosso di San Martino 1
 SEZIONE N° 00008BB16

LEGENDA:

- TR30 H =90.72 m. s.l.m.
- TR200 H =90.76 m. s.l.m.
- TR500 H =90.77 m. s.l.m.

SCALA DISTANZE 1:50
 SCALA QUOTE 1:50

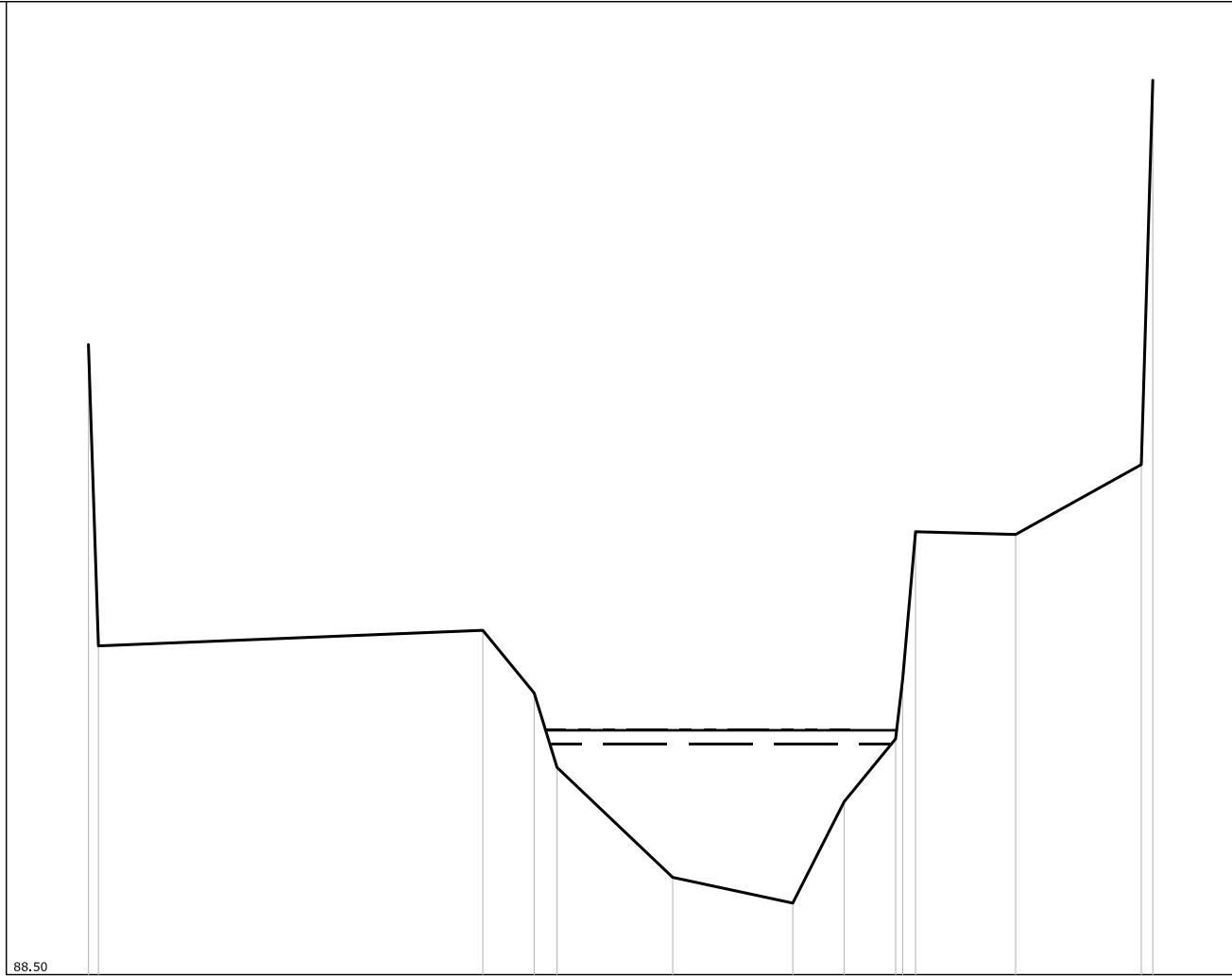


PUNTI	1	2	3	4	5	6	7	8	9
QUOTE [m s.l.m.]		92.91 90.80	90.91	90.57	90.57	91.80	91.88	92.07 94.76	
DISTANZE PROGRESSIVE [m]		0.09 0.07	2.76	3.47	5.69 5.79	6.49	7.36 7.44		
DISTANZE PARZIALI [m]			2.69	0.71	2.22	0.70	0.87		

Fosso di San Martino 1
 SEZIONE N° 00008BC16

LEGENDA:

- TR30 H =90.11 m. s.l.m.
- TR200 H =90.21 m. s.l.m.
- TR500 H =90.21 m. s.l.m.



SCALA DISTANZE 1:50
 SCALA QUOTE 1:50

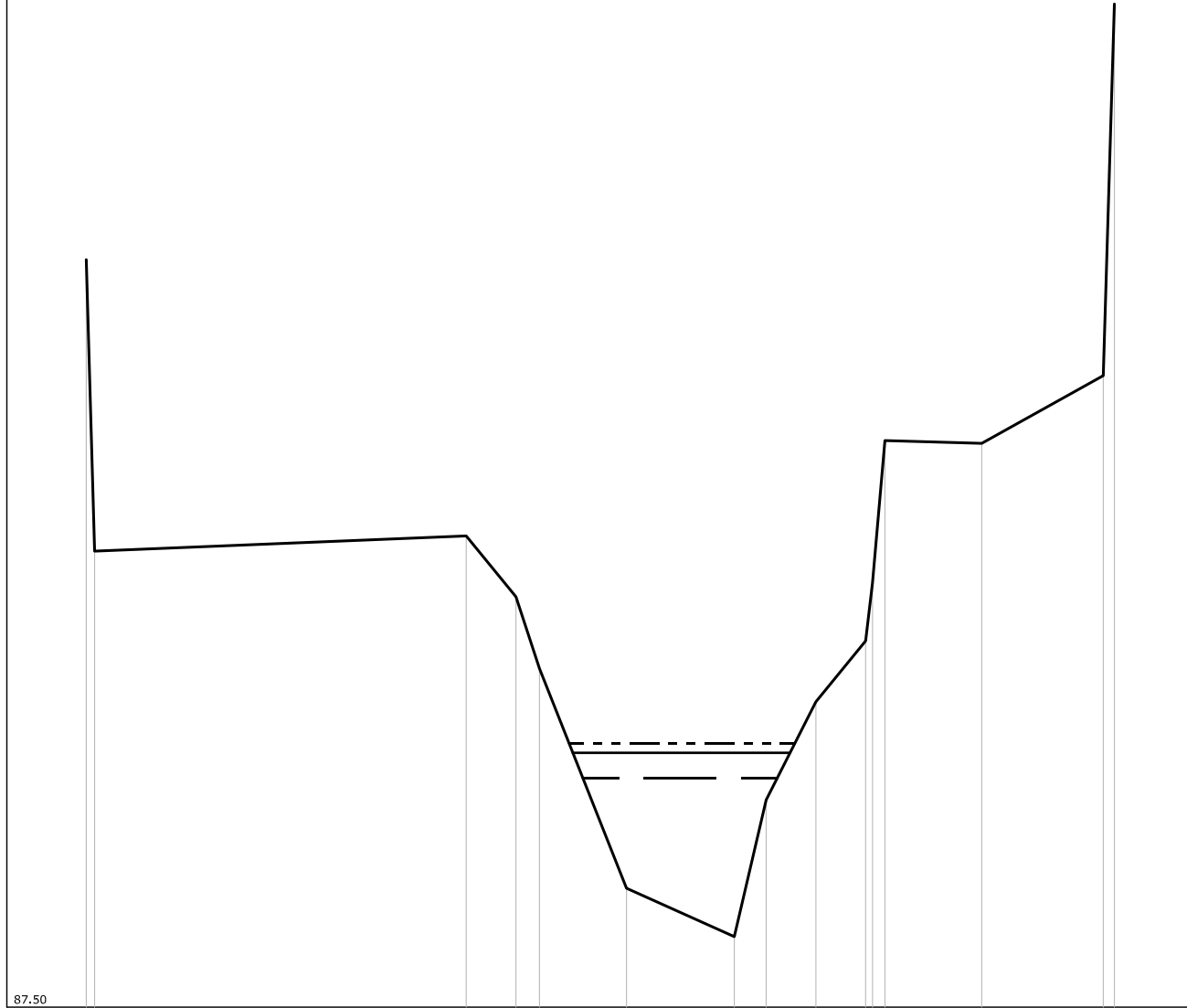
88,50

PUNTI	12	3	4	5	6	7	8	9	11	12	13	14
QUOTE [m s.l.m.]	92.91 90.80	90.91	90.47	89.95	89.18	89.00	89.71	90.15 91.60	91.58	92.07 94.76		
DISTANZE PROGRESSIVE [m]	0.00 0.07	2.76	3.12	3.28	4.09	4.93	5.29	5.65 5.79	6.49	7.37 7.45		
DISTANZE PARZIALI [m]		2.69	0.36	0.81	0.84	0.36	0.36	0.70	0.88			

Fosso di San Martino 1
 SEZIONE N° 00008BD16

LEGENDA:

- TR30 H =89.16 m. s.l.m.
- TR200 H =89.34 m. s.l.m.
- TR500 H =89.41 m. s.l.m.



SCALA DISTANZE 1:50
 SCALA QUOTE 1:50

PUNTI	1	3	4	5	6	7	8	9	10	12	13	14	5
QUOTE [m s.l.m.]	92.91	90.91	90.47	89.95	88.36	88.01	89.00	89.71	90.15	91.60	91.58	92.07	94.76
DISTANZE PROGRESSIVE [m]	0.00	2.75	3.11	3.28	3.91	4.69	4.92	5.28	5.64	5.78	6.48	7.36	7.44
DISTANZE PARZIALI [m]		2.69	0.36	0.63	0.78	0.36	0.36		0.70	0.88			

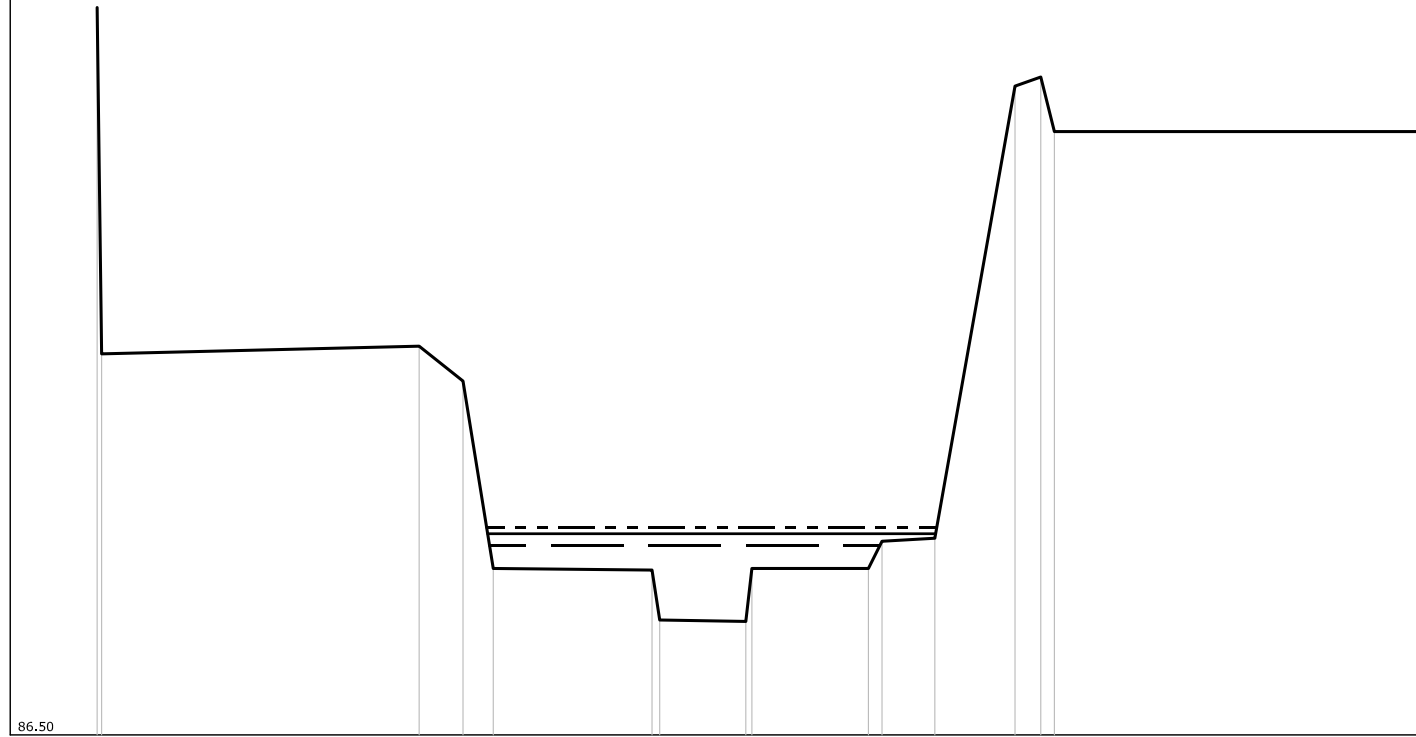
Fosso di San Martino 1
 SEZIONE N° 00007BB16

LEGENDA:

TR30 H =87.75 m. s.l.m. _____

TR200 H =87.83 m. s.l.m. _____

TR500 H =87.87 m. s.l.m. - - - - -



SCALA DISTANZE 1:50
 SCALA QUOTE 1:50

PUNTI	1	3	4	5	6	8	10	11	12	13	14	15	16
QUOTE [m s.l.m.]	91.31	89.07	88.84	87.60	87.59	87.25	87.60	87.78	87.80	90.79	90.85	90.49	90.49
DISTANZE PROGRESSIVE [m]	0.00	2.13	2.42	2.62	3.67	4.29	5.10	5.19	5.54	6.07	6.24	6.33	8.74
DISTANZE PARZIALI [m]		2.10	0.29		1.05	0.57	0.77	0.35	0.53				2.41

Fosso di San Martino 1
 SEZIONE N° 00007BC16

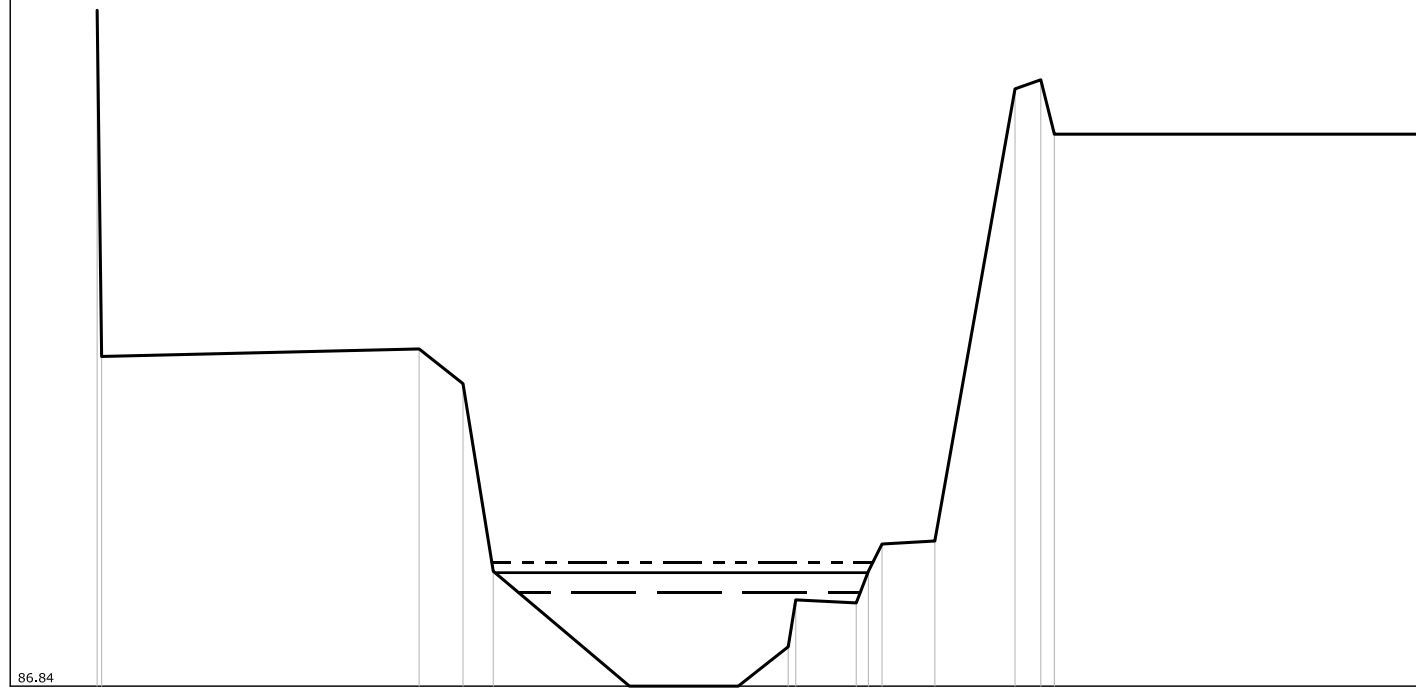
LEGENDA:

TR30 H =87,46 m. s.l.m. _____

TR200 H =87,59 m. s.l.m. _____

TR500 H =87,66 m. s.l.m. - - - - -

SCALA DISTANZE 1:50
 SCALA QUOTE 1:50



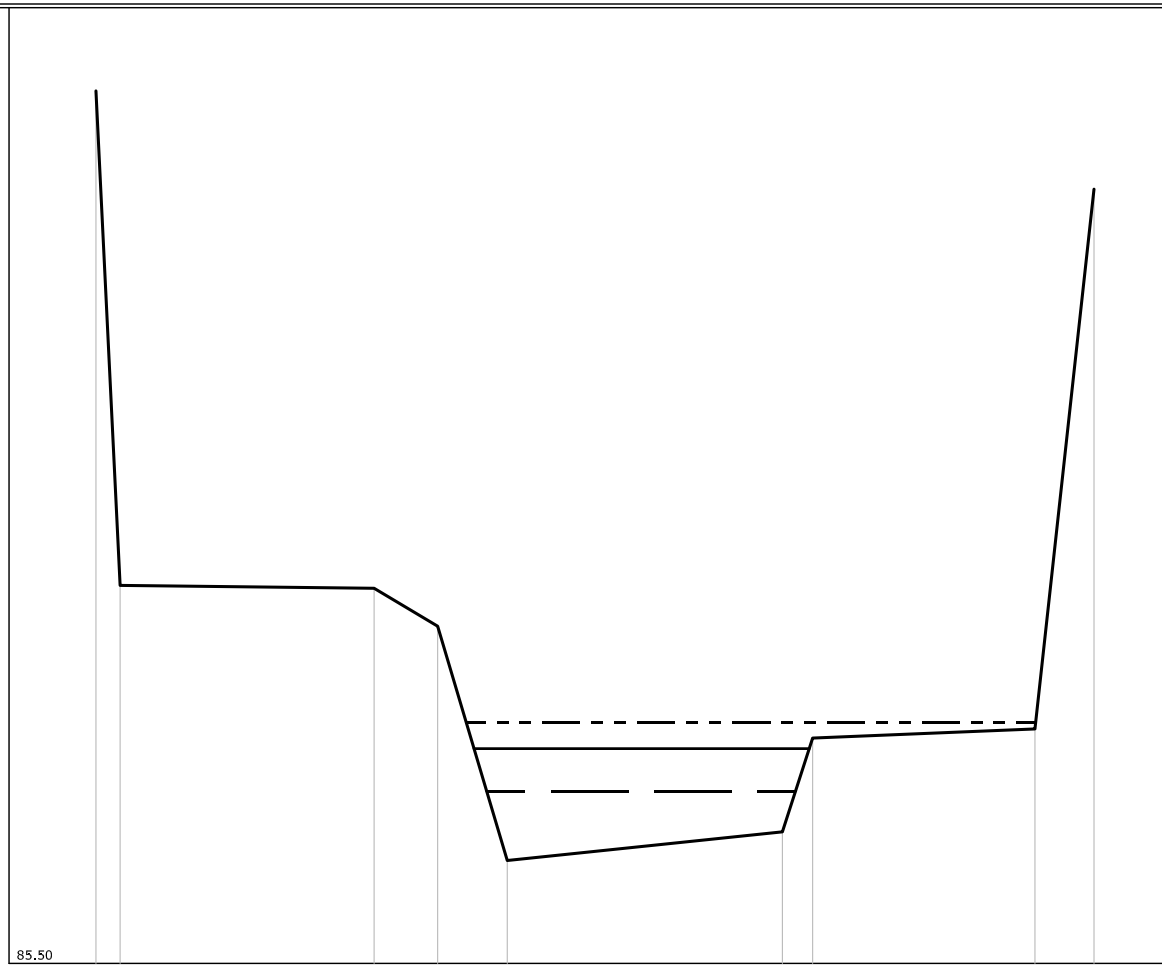
PUNTI	1	3	4	5	6	7	8	10	11	12	13	14	15	16	17
QUOTE [m s.l.m.]	91.31	89.07	88.84	87.60	86.84	86.84	87.10	87.39	87.60	87.78	87.80	90.79	90.85	90.49	90.49
DISTANZE PROGRESSIVE [m]	0.00	2.13	2.42	2.62	3.52	4.24	4.57	5.02	5.10	5.19	5.54	6.07	6.34	6.53	8.74
DISTANZE PARZIALI [m]		2.10	0.29	0.90	0.72	0.33	0.40	0.35	0.53						2.41

Fosso di San Martino 1
 SEZIONE N° 00006BB16

LEGENDA:

- TR30 H =86.64 m. s.l.m.
- TR200 H =86.92 m. s.l.m.
- TR500 H =87.09 m. s.l.m.

SCALA DISTANZE 1:50
 SCALA QUOTE 1:50



PUNTI	1	2	3	4	5	6	7	8	9
QUOTE [m s.l.m.]	91.27	88.00	87.98	87.73	86.18	86.37	86.99	87.05	90.62
DISTANZE PROGRESSIVE [m]	0.00	0.16	1.84	2.26	2.72	4.54	4.74	6.21	6.60
DISTANZE PARZIALI [m]			1.68	0.42	0.46	1.82		1.47	0.39

Fosso di San Martino 1
 SEZIONE N° 00006BC16

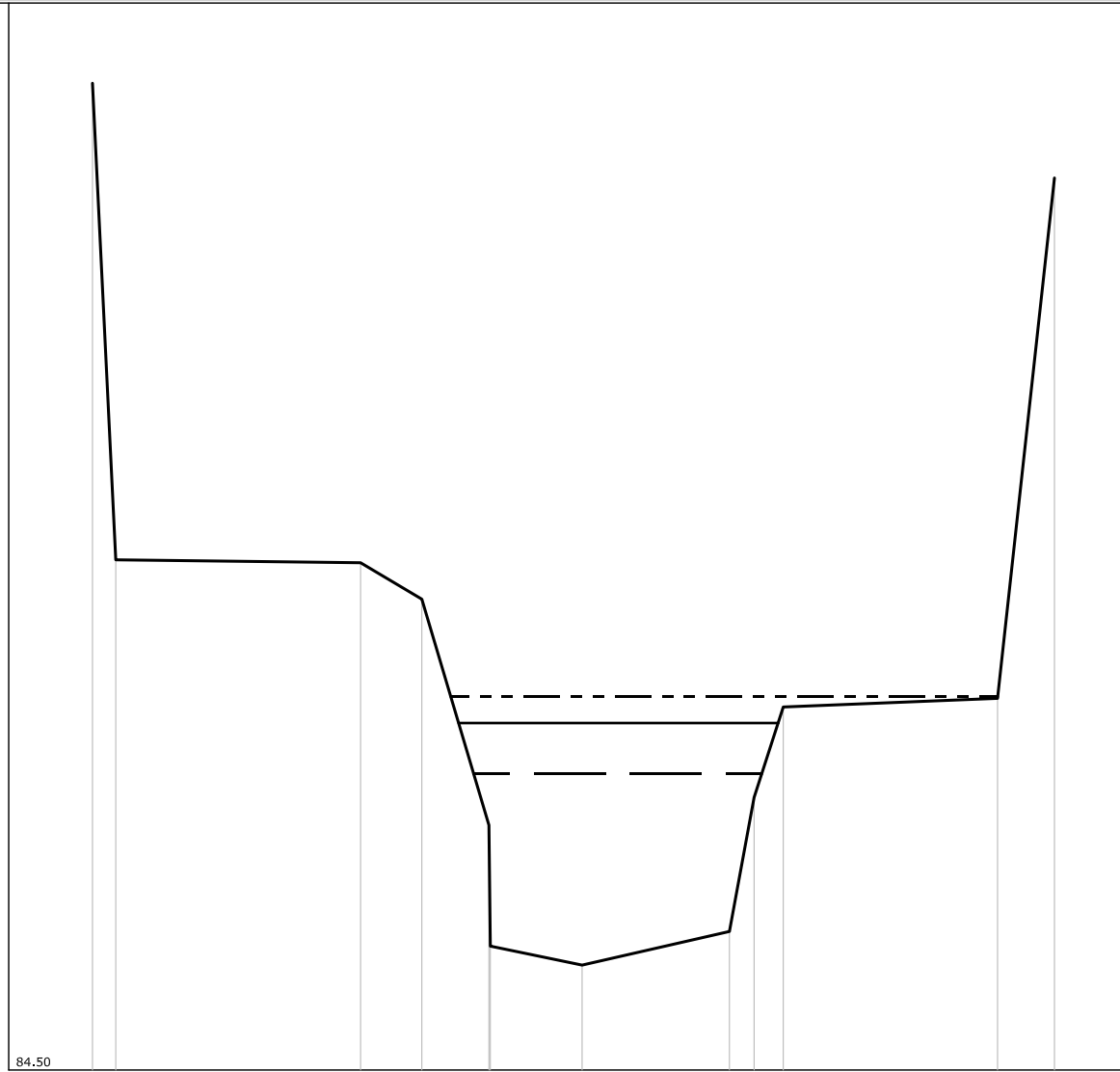
LEGENDA:

TR30 H = 86.53 m. s.l.m. ———

TR200 H = 86.88 m. s.l.m. ———

TR500 H = 87.06 m. s.l.m. - - - - -

SCALA DISTANZE 1:50
 SCALA QUOTE 1:50



PUNTI	1	2	3	4	5	7	8	9	10	11	12
QUOTE [m s.l.m.]	91.27	88.00	87.98	87.73	86.18	85.22	85.45	86.37	86.99	87.05	90.62
DISTANZE PROGRESSIVE [m]	0.00	0.16	1.84	2.26	2.72	3.36	4.37	4.54	4.74	6.21	6.60
DISTANZE PARZIALI [m]			1.68	0.42	0.46	0.63	1.01			1.47	0.39

Fosso di San Martino 1
SEZIONE N° 0005PB16

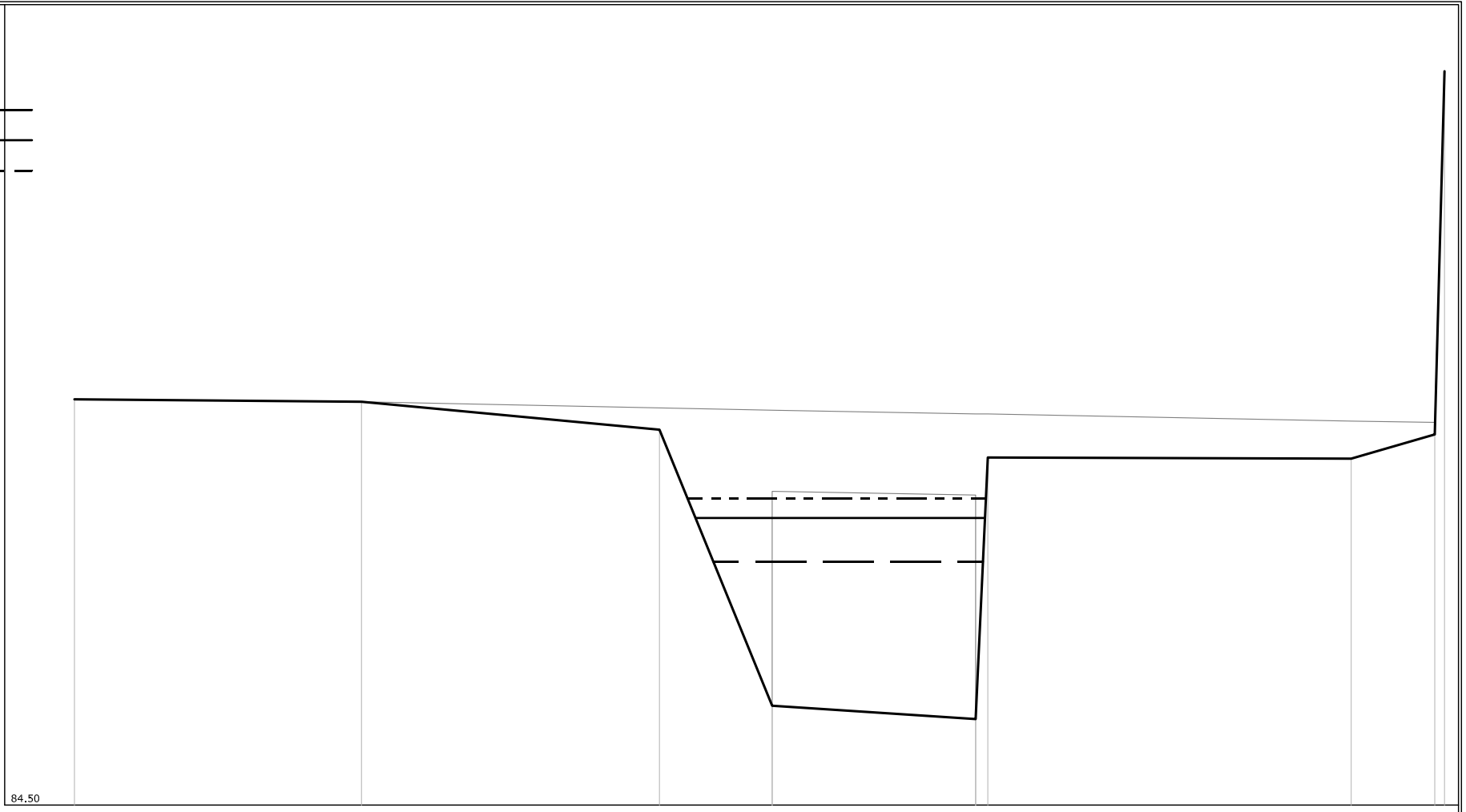
LEGENDA:

TR30 H =86.51 m. s.l.m. ————

TR200 H =86.87 m. s.l.m. ————

TR500 H =87.03 m. s.l.m. - - - - -

SCALA DISTANZE 1:50
SCALA QUOTE 1:50



PUNTI	1	2	3	4	6	8	9	10
QUOTE [m s.l.m.]	87.85	87.83	87.60	85.32	85.21	87.37	87.36	87.56 90.56
DISTANZE PROGRESSIVE [m]	0.00	2.37	4.83	5.76	7.44	7.54	10.54	11.23 11.31
DISTANZE PARZIALI [m]		2.37	2.46	0.93	1.68		3.00	0.69

Fosso di San Martino 1
 SEZIONE N° 00005PC16

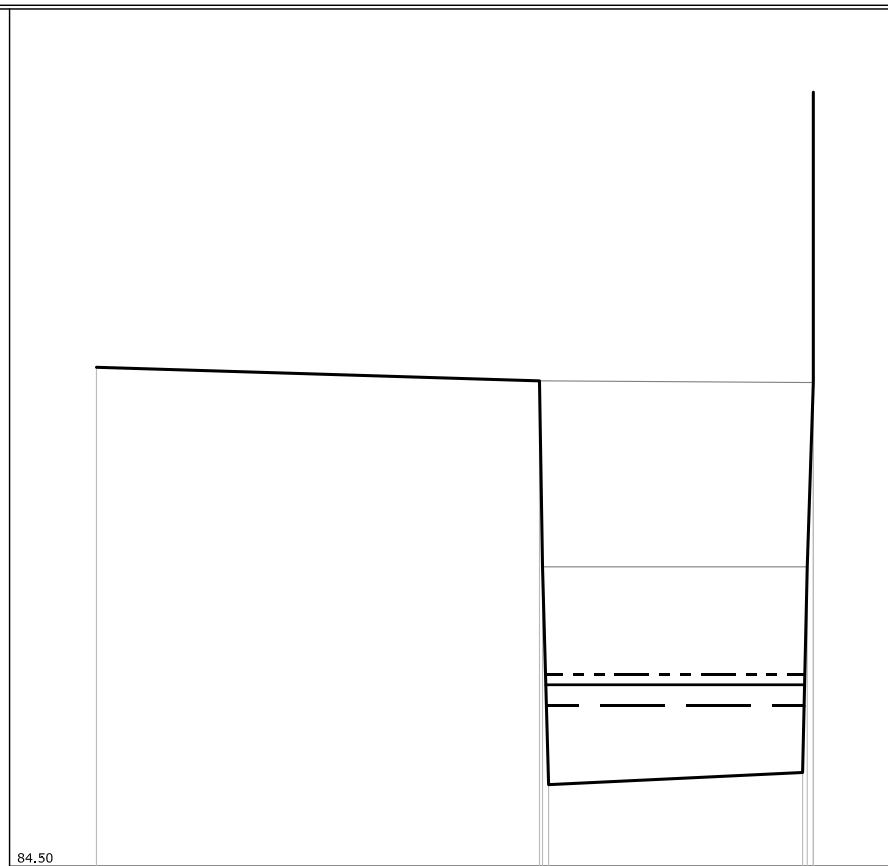
LEGENDA:

TR30 H =85.56 m. s.l.m.

TR200 H =85.70 m. s.l.m.

TR500 H =85.77 m. s.l.m.

SCALA DISTANZE 1:50
 SCALA QUOTE 1:50



PUNTI	1	2	57
QUOTE [m s.l.m.]	87.80	87.71	85.12 85.70
DISTANZE PROGRESSIVE [m]	0.00	2.93	4.57 4.64
DISTANZE PARZIALI [m]		2.93	1.68

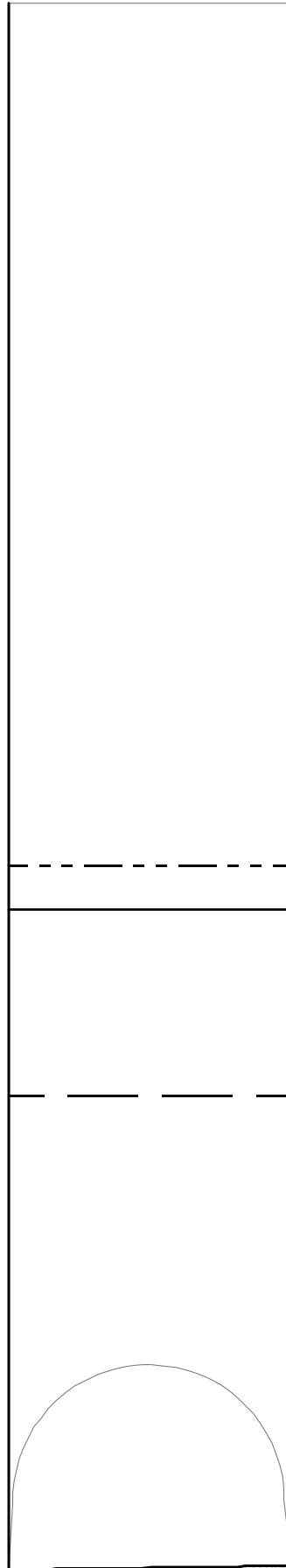
Fosso di San Martino 1
 SEZIONE N° 00002PC16

LEGENDA:

TR30 H =82.30 m. s.l.m.

TR200 H =83.71 m. s.l.m.

TR500 H =84.04 m. s.l.m.



SCALA DISTANZE 1:50
 SCALA QUOTE 1:50

78.72

PUNTI 1 79 111 134 5 6 7 8 9 10 11 12 13 14 15 16 17 18 19 20 21 22 23 24 25 26 27 28 29 30 32 33 34 36 41

QUOTE [m s.l.m.]

90.56
 78.75
 78.72
 78.72
 78.73
 78.73
 78.73
 78.73
 78.73
 78.73
 78.73
 78.73
 78.73
 78.73
 78.74
 78.74
 78.74
 78.74
 78.74
 78.74
 78.74
 78.74
 78.75
 78.75
 78.75

DISTANZE PROGRESSIVE [m]

0.00
 0.15
 0.25
 0.36
 0.49
 0.59
 0.66
 0.74
 0.82
 0.91
 1.00
 1.08
 1.17
 1.26
 1.34
 1.41
 1.51
 1.58
 1.67
 1.76
 1.85
 1.95
 2.02
 2.14

DISTANZE PARZIALI [m]

